



COOKSTOWN 100

Friday 29th & Saturday 30th April 2016

promoted by Cookstown & District MCC
www.cookstown100.com

HAROLD HENRY LIGHTWEIGHT (400/450) & FORGOTTEN ERA



Comhairle Ceantair
Lár Uladh
Mid Ulster
District Council

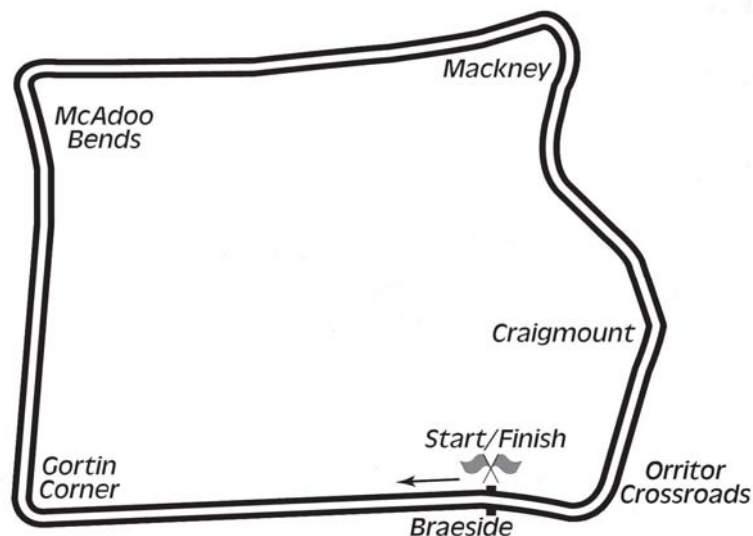


2&4
WHEEL MOTORSPORT
STEERING GROUP LTD.



tourism
northernireland

Orritor Circuit 2.1 miles



LAP RECORDS

Class	Rider	Machine	m	s	mph	Year
125cc	William Dunlop	Honda	1	34.755	79.785	2010
Moto 3	Barry Davidson	Honda 250	1	39.075	76.306	2012
Moto 450	Ryan Farquhar	Kawasaki	1	35.432	79.219	2012
250cc	William Dunlop	Honda	1	29.658	84.320	2009
Supersport 400	Ian Morrell	Yamaha	1	35.698	78.999	2015
Supertwin	James Cowton	Kawasaki	1	29.657	84.321	2015
Supersport	Michael Dunlop	Yamaha	1	24.783	89.169	2011
Superbike	Michael Dunlop	Honda	1	22.641	91.480	2013
Senior Support	Gary Robinson	Yamaha 600	1	29.956	84.041	2007
Junior Support	Mark Hanna	Honda 250	1	33.788	80.607	2013
Classic 1000cc	Wattie Brown	Norton 920	1	40.273	75.394	2006
Classic 500cc	Neill McWhirter	Norton	1	41.491	74.489	2010
Classic 350cc	Paul Coward	Honda	1	43.421	73.099	2004
Classic 250cc	Geoff McMullan	Suzuki	1	47.294	70.461	2006

MOST WINS at COOKSTOWN 100

Ryan Farquhar	26	1996-12 (400-1, 450-2, STWN-4, SSP-5, SBK-13, SJUN-1)
Ray McCullough	14	1967-79 (250-8, 350-3, 500-3)
Joey Dunlop	11	1977-98 (125-1, 250-4, 350-2, 500-2, SSP-1, SBK-1)
Robert Dunlop	11	1985-08 (125-7, 250-1, 250 B-1, 350-1, SBK-1)
William Dunlop	11	2006-15 (125-3, 250-5, SSP-2, SBK B-1)
Phillip McCallen	10	1987-96 (250-3, 350-1, SSP-2, SBK-4)
Michael Dunlop	9	2006-15 (125-1, 250-1, STWN-2, STWN B-1, SSP-1, SBK-2, SJUN-1)
Courtney Junk	8	1974-83 (200-2, 250-4, 350-1, 500-1)
Mervyn Elwood	8	1987-97 (C500-5, C1000-3)
Noel Hudson	7	1975-95 (250-2, JUN-1, 500-1, SBK-3)
Bill Swallow	7	1987-00 (C350-2, C500-5)
Darran Lindsay	7	2000-05 (125-2, 250-2, SSP-2, SBK-1)

MOST WINS AT ALL IRISH ROAD RACE MEETINGS (after Tandragee 100 2016)

Ryan Farquhar	211	1995-16
Joey Dunlop	156	1971-00
Robert Dunlop	135	1980-08
William Dunlop	113	2005-16
Ray McCullough	109	1960-82
Phillip McCallen	109	1987-99
Michael Dunlop	92	2006-15
Brian Reid	78	1980-94
Darran Lindsay	74	1999-06
James Courtney	66	1992-99

KDM HIRE COOKSTOWN 100

LIGHTWEIGHT (400/450) & FORGOTTEN ERA

Group A Qualifying


Saturday, 30 April 2016



Pos	Class	No	Name	Machine / Sponsor	----- Best Lap -----			Laps	
					Time	Behind	Speed		
Qualifying Classification									
1	400R	23	Michal DOKOUPIL	Yamaha 400 - R T & E Racing	1:48.085		69.945	2	3
2	400R	28	Paul GARTLAND	Yamaha 400 - Shay D Racing	1:48.307	0.222	69.802	2	3
3	400R	51	Scott MILLER	Kawasaki 400	1:48.468	0.383	69.698	3	3
4	400R	33	David HOWARD (S)	Kawasaki 400	1:48.506	0.421	69.674	3	3
5	FERA	8	Anthony McCOLGAN	Bimota 750	1:50.461	2.376	68.440	2	3
6	400R	32	Aaron BOYD	Kawasaki 400 - Team Miserable	1:51.410	3.325	67.857	3	3
7	400R	66	Mark SHIELDS	Honda 400	1:52.614	4.529	67.132	3	3
8	400R	42	Brian LOUGHLIN	Kawasaki 400	1:53.288	5.203	66.733	2	3
9	400R	41	Wayne MARTIN	Honda 400	1:53.514	5.429	66.600	3	3
10	400R	67	Gavin BROWN	Honda 400 - PBR	1:55.251	7.166	65.596	3	3
11	400R	6	Alan JOHNSTON	Kawasaki 400	1:58.505	10.420	63.795	3	3
12	400R	57	Yvonne MONTGOMERY	Kawasaki 400	2:02.004	13.919	61.965	3	3
13	400R	82	William McELROY	Kawasaki 400	2:04.255	16.170	60.843	3	3
14	400R	58	Adrian LOGUE	Kawasaki 400	2:08.145	20.060	58.996	3	3
15	400R	12	Richard FORD	Kawasaki 400	2:16.656	28.571	55.321	3	3

Provisional result to be confirmed by the Stewards of the Meeting subject to completion of technical inspections & the time limit for protests

Page 1 / 1

Circuit	Orritor	Signed		Organising Club	Cookstown & District MCC
Length(miles)	2.1000		Chief Timekeeper	Qualifying Started	10:30
Weather	Cloudy	Issued At:	10:44		
Track	Damp				



KDM HIRE COOKSTOWN 100

LIGHTWEIGHT (400/450) & FORGOTTEN ERA

Group A Qualifying

Saturday, 30 April 2016

DETAILED RESULT



Qualifying Classification

Position

1	23 Michal DOKOUPIL				
400R		Behind			
Best Time	1:48.085	Best Speed	69.945	On	2 Gp
Lap	Elapsed Time	Lap Time	Lap Speed		
1	3:54.686	3:54.686	32.213		
2	5:42.771	1:48.085	69.945		
3	7:32.389	1:49.618	68.967		

2	28 Paul GARTLAND				
400R		Behind	0.222		
Best Time	1:48.307	Best Speed	69.802	On	2 Gp
Lap	Elapsed Time	Lap Time	Lap Speed		
1	3:53.737	3:53.737	32.344		
2	5:42.044	1:48.307	69.802		
3	7:32.686	1:50.642	68.328		

3	51 Scott MILLER				
400R		Behind	0.383		
Best Time	1:48.468	Best Speed	69.698	On	3 Gp
Lap	Elapsed Time	Lap Time	Lap Speed		
1	4:15.799	4:15.799	29.554		
2	6:05.474	1:49.675	68.931		
3	7:53.942	1:48.468	69.698		

4	33 David HOWARD (S)				
400R		Behind	0.421		
Best Time	1:48.506	Best Speed	69.674	On	3 Gp
Lap	Elapsed Time	Lap Time	Lap Speed		
1	4:15.655	4:15.655	29.571		
2	6:05.037	1:49.382	69.116		
3	7:53.543	1:48.506	69.674		

5	8 Anthony McCOLGAN				
FERA		Behind	2.376		
Best Time	1:50.461	Best Speed	68.440	On	2 Gp
Lap	Elapsed Time	Lap Time	Lap Speed		
1	3:52.196	3:52.196	32.559		
2	5:42.657	1:50.461	68.440		
3	7:32.388	1:49.731	68.896		

Qualifying Classification

Position

6	32 Aaron BOYD				
400R		Behind	3.325		
Best Time	1:51.410	Best Speed	67.857	On	3 Gp
Lap	Elapsed Time	Lap Time	Lap Speed		
1	4:03.816	4:03.816	31.007		
2	5:57.788	1:53.972	66.332		
3	7:49.198	1:51.410	67.857		

7	66 Mark SHIELDS				
400R		Behind	4.529		
Best Time	1:52.614	Best Speed	67.132	On	3 Gp
Lap	Elapsed Time	Lap Time	Lap Speed		
1	4:04.484	4:04.484	30.922		
2	5:58.977	1:54.493	66.030		
3	7:51.591	1:52.614	67.132		

8	42 Brian LOUGHLIN				
400R		Behind	5.203		
Best Time	1:53.288	Best Speed	66.733	On	2 Gp
Lap	Elapsed Time	Lap Time	Lap Speed		
1	4:02.279	4:02.279	31.204		
2	5:55.567	1:53.288	66.733		
3	7:51.298	1:55.731	65.324		

9	41 Wayne MARTIN				
400R		Behind	5.429		
Best Time	1:53.514	Best Speed	66.600	On	3 Gp
Lap	Elapsed Time	Lap Time	Lap Speed		
1	4:02.849	4:02.849	31.130		
2	5:58.509	1:55.660	65.364		
3	7:52.023	1:53.514	66.600		

10	67 Gavin BROWN				
400R		Behind	7.166		
Best Time	1:55.251	Best Speed	65.596	On	3 Gp
Lap	Elapsed Time	Lap Time	Lap Speed		
1	4:02.918	4:02.918	31.122		
2	6:03.259	2:00.341	62.821		
3	7:58.510	1:55.251	65.596		

KDM HIRE COOKSTOWN 100

LIGHTWEIGHT (400/450) & FORGOTTEN ERA

Group A Qualifying

Saturday, 30 April 2016

DETAILED RESULT



Qualifying Classification

Position

11 6 Alan JOHNSTON

400R Behind 10.420

Best Time 1:58.505 Best Speed 63.795 On 3 Gp

Lap	Elapsed Time	Lap Time	Lap Speed
1	4:16.219	4:16.219	29.506
2	6:16.438	2:00.219	62.885
3	8:14.943	1:58.505	63.795

12 57 Yvonne MONTGOMERY

400R Behind 13.919

Best Time 2:02.004 Best Speed 61.965 On 3 Gp

Lap	Elapsed Time	Lap Time	Lap Speed
1	4:21.045	4:21.045	28.961
2	6:23.235	2:02.190	61.871
3	8:25.239	2:02.004	61.965

13 82 William McELROY

400R Behind 16.170

Best Time 2:04.255 Best Speed 60.843 On 3 Gp

Lap	Elapsed Time	Lap Time	Lap Speed
1	4:15.676	4:15.676	29.569
2	6:22.097	2:06.421	59.800
3	8:26.352	2:04.255	60.843

14 58 Adrian LOGUE

400R Behind 20.060

Best Time 2:08.145 Best Speed 58.996 On 3 Gp

Lap	Elapsed Time	Lap Time	Lap Speed
1	4:42.632	4:42.632	26.749
2	6:55.145	2:12.513	57.051
3	9:03.290	2:08.145	58.996

15 12 Richard FORD

400R Behind 28.571

Best Time 2:16.656 Best Speed 55.321 On 3 Gp

Lap	Elapsed Time	Lap Time	Lap Speed
1	4:41.771	4:41.771	26.830
2	6:58.926	2:17.155	55.120
3	9:15.582	2:16.656	55.321

KDM HIRE COOKSTOWN 100

LIGHTWEIGHT (400/450) & FORGOTTEN ERA

Group B Qualifying


Saturday, 30 April 2016



Pos	Class	No	Name	Machine / Sponsor	----- Best Lap -----				
					Time	Behind	Speed	On	Laps
Qualifying Classification									
1	400R	159	Darryl TWEED	Kawasaki 400 - M & D Racing	1:40.667		75.099	2	3
2	400R	97	Seamus ELLIOTT	Yamaha 400	1:42.655	1.988	73.645	2	3
3	400R	333	Warren REEVE	Yamaha 400 - Flexi Patch	1:44.292	3.625	72.489	3	3
4	400R	87	Ian SIMPSON	Kawasaki 400	1:49.390	8.723	69.111	3	3
5	400R	83	Andy McALLISTER	Kawasaki 400 - Mac Racing	1:50.330	9.663	68.522	2	3
6	400R	316	Stephen MORRISON	Kawasaki 400 - NAB Racing	1:51.577	10.910	67.756	2	3
7	400R	131	Robert CAIRNS	Kawasaki 400	1:52.498	11.831	67.201	2	3
8	FERA	31	Gary MILLER	Yamaha 347	1:52.865	12.198	66.983	2	3
9	400R	70	Brendan MERRIGAN	Honda 400 - Specials	1:53.170	12.503	66.802	3	3
10	400R	142	Stuart RAYNER	Kawasaki 400	2:01.306	20.639	62.322	2	3

Provisional result to be confirmed by the Stewards of the Meeting subject to completion of technical inspections & the time limit for protests

Page 1 / 1

Circuit	Orritor	Signed		Organising Club	Cookstown & District MCC
Length(miles)	2.1000		Chief Timekeeper	Qualifying Started	10:50
Weather	Cloudy	Issued At:	11:00		
Track	Damp				



KDM HIRE COOKSTOWN 100

LIGHTWEIGHT (400/450) & FORGOTTEN ERA

Group B Qualifying

Saturday, 30 April 2016

DETAILED RESULT



Qualifying Classification

Position

1 159 Darryl TWEED

400R			Behind		
Best Time	1:40.667	Best Speed	75.099	On	2 Gp
Lap	Elapsed Time	Lap Time	Lap Speed		
1	1:45.973	1:45.973	71.339		
2	3:26.640	1:40.667	75.099		
3	5:08.277	1:41.637	74.382		

2 97 Seamus ELLIOTT

400R			Behind		1.988
Best Time	1:42.655	Best Speed	73.645	On	2 Gp
Lap	Elapsed Time	Lap Time	Lap Speed		
1	1:53.425	1:53.425	66.652		
2	3:36.080	1:42.655	73.645		
3	5:19.032	1:42.952	73.432		

3 333 Warren REEVE

400R			Behind		3.625
Best Time	1:44.292	Best Speed	72.489	On	3 Gp
Lap	Elapsed Time	Lap Time	Lap Speed		
1	1:58.951	1:58.951	63.556		
2	3:44.039	1:45.088	71.940		
3	5:28.331	1:44.292	72.489		

4 87 Ian SIMPSON

400R			Behind		8.723
Best Time	1:49.390	Best Speed	69.111	On	3 Gp
Lap	Elapsed Time	Lap Time	Lap Speed		
1	2:12.660	2:12.660	56.988		
2	4:04.165	1:51.505	67.800		
3	5:53.555	1:49.390	69.111		

5 83 Andy McALLISTER

400R			Behind		9.663
Best Time	1:50.330	Best Speed	68.522	On	2 Gp
Lap	Elapsed Time	Lap Time	Lap Speed		
1	2:03.411	2:03.411	61.259		
2	3:53.741	1:50.330	68.522		
3	5:44.101	1:50.360	68.503		

Qualifying Classification

Position

6 316 Stephen MORRISON

400R			Behind		10.910
Best Time	1:51.577	Best Speed	67.756	On	2 Gp
Lap	Elapsed Time	Lap Time	Lap Speed		
1	2:18.031	2:18.031	54.770		
2	4:09.608	1:51.577	67.756		
3	6:01.738	1:52.130	67.422		

7 131 Robert CAIRNS

400R			Behind		11.831
Best Time	1:52.498	Best Speed	67.201	On	2 Gp
Lap	Elapsed Time	Lap Time	Lap Speed		
1	2:15.437	2:15.437	55.819		
2	4:07.935	1:52.498	67.201		
3	6:00.657	1:52.722	67.068		

8 31 Gary MILLER

FERA			Behind		12.198
Best Time	1:52.865	Best Speed	66.983	On	2 Gp
Lap	Elapsed Time	Lap Time	Lap Speed		
1	1:58.729	1:58.729	63.674		
2	3:51.594	1:52.865	66.983		
3	5:45.365	1:53.771	66.449		

9 70 Brendan MERRIGAN

400R			Behind		12.503
Best Time	1:53.170	Best Speed	66.802	On	3 Gp
Lap	Elapsed Time	Lap Time	Lap Speed		
1	2:13.707	2:13.707	56.542		
2	4:07.079	1:53.372	66.683		
3	6:00.249	1:53.170	66.802		

10 142 Stuart RAYNER

400R			Behind		20.639
Best Time	2:01.306	Best Speed	62.322	On	2 Gp
Lap	Elapsed Time	Lap Time	Lap Speed		
1	2:21.788	2:21.788	53.319		
2	4:23.094	2:01.306	62.322		
3	6:25.691	2:02.597	61.665		

KDM HIRE COOKSTOWN 100

LIGHTWEIGHT (400/450) & FORGOTTEN ERA

Orritor 2.100 miles


R14: Harold Henry & Sons Lightweight (400/450) A

30/04/2016 17:25

Race (7 Laps)

RACE 14 - LIGHTWEIGHT (400/450) RACE A

11	12 A		
10	57 A	82 B	58 C
9	142 A	67 B	6 C
8			
7	70 A	41 B	
6	66 A	131 B	42 C
5	83 A	32 B	316 C
4			
3	87 A	33 B	
2	28 A	333 B	51 C
1	159 A POLE POSITION	23 B	97 C



Promoted by Cookstown and District Motorcycle Club

Orbits

Provisional result to be confirmed by the Stewards of the Meeting subject to the completion of technical inspections and the time limit for protests.

MCUI (Ulster Centre) Timing @ www.elaps-timing.com



Ride on
Delta
Seven

KDM HIRE COOKSTOWN 100

LIGHTWEIGHT (400/450) & FORGOTTEN ERA

Orritor 2.100 miles

R15: Harold Henry & Sons Lightweight (400/450) B


30/04/2016 17:50

Race (6 Laps)

**RACE 15 - LIGHTWEIGHT (400/450) B
& FORGOTTEN ERA**

2	60		
	A		
1	8	31	29
	A	B	C

POLE POSITION



Promoted by Cookstown and District Motorcycle Club

Orbits

Provisional result to be confirmed by the Stewards of the Meeting subject to the completion of technical inspections and the time limit for protests.

MCUI (Ulster Centre) Timing @ www.elaps-timing.com



Ride on
Delta
Seven

KDM HIRE COOKSTOWN 100

LIGHTWEIGHT (400/450) & FORGOTTEN ERA

Race 16 - Harold Henry & Sons L/weight (400/450) A

Saturday, 30 April 2016

Lightweight (400/450)



-----Best Lap-----
 Pos Class No Name Machine / Sponsor Gp Lap Total Time Behind Speed Time Speed On

Race Classification


Pos	Class	No	Name	Machine / Sponsor	Gp	Lap	Total Time	Behind	Speed	Time	Speed	On
1	400R	97	Seamus ELLIOTT	Yamaha 400	a	5	8:02.631		78.321	1:34.914	79.651	4
2	400R	159	Darryl TWEED	Kawasaki 400 - M & D Racing	a	5	8:03.372	0.741	78.201	1:34.604	79.912	5
3	400R	23	Michal DOKOUPIL	Yamaha 400 - R T & E Racing	a	5	8:06.586	3.955	77.684	1:35.167	79.439	4
4	400R	51	Scott MILLER	Kawasaki 400	a	5	8:14.653	12.022	76.417	1:36.723	78.161	2
5	400R	28	Paul GARTLAND	Yamaha 400 - Shay D Racing	a	5	8:24.056	21.425	74.992	1:38.786	76.529	3
6	400R	333	Warren REEVE	Yamaha 400 - Flexi Patch	a	5	8:26.071	23.440	74.693	1:38.939	76.411	2
7	400R	33	David HOWARD (S)	Kawasaki 400	a	5	8:36.607	33.976	73.170	1:40.353	75.334	5
8	400R	316	Stephen MORRISON	Kawasaki 400 - NAB Racing	b	5	8:48.044	45.413	71.585	1:42.937	73.443	5
9	400R	32	Aaron BOYD	Kawasaki 400 - Team Miserable	b	5	8:49.964	47.333	71.326	1:44.989	72.008	5
10	400R	83	Andy McALLISTER	Kawasaki 400 - Mac Racing	b	5	8:50.067	47.436	71.312	1:43.116	73.315	5
11	400R	70	Brendan MERRIGAN	Honda 400 - Specials	b	5	8:51.734	49.103	71.088	1:43.699	72.903	4
12	400R	66	Mark SHIELDS	Honda 400	b	5	8:52.577	49.946	70.976	1:43.944	72.731	3
13	400R	87	Ian SIMPSON	Kawasaki 400	a	5	8:53.339	50.708	70.874	1:45.636	71.567	2
14	400R	42	Brian LOUGHLIN	Kawasaki 400	b	5	8:57.516	54.885	70.323	1:44.918	72.056	3
15	400R	12	Richard FORD	Kawasaki 400	c	5	8:58.391	55.760	70.209	1:44.723	72.190	2
16	400R	82	William McELROY	Kawasaki 400	c	5	8:58.410	55.779	70.207	1:45.990	71.327	2
17	400R	67	Gavin BROWN	Honda 400 - PBR	c	5	8:59.231	56.600	70.100	1:45.877	71.404	3
18	400R	131	Robert CAIRNS	Kawasaki 400	b	5	9:01.595	58.964	69.794	1:45.477	71.674	4
19	400R	41	Wayne MARTIN	Honda 400	b	5	9:01.849	59.218	69.761	1:46.386	71.062	4
20	400R	57	Yvonne MONTGOMERY	Kawasaki 400	c	5	9:17.316	1:14.685	67.825	1:49.188	69.238	5
21	400R	6	Alan JOHNSTON	Kawasaki 400	c	5	9:17.627	1:14.996	67.787	1:49.215	69.221	5
22	400R	58	Adrian LOGUE	Kawasaki 400	c	5	9:21.749	1:19.118	67.290	1:49.207	69.226	5
23	400R	142	Stuart RAYNER	Kawasaki 400	c	5	9:27.350	1:24.719	66.626	1:50.765	68.253	2

Fastest Lap / New Lap Record 79.912 mph (Previously 78.999 mph)

400R	159	Darryl TWEED	Kawasaki 400 - M & D Racing	1:34.604	79.912	5
------	-----	--------------	-----------------------------	----------	--------	---

Provisional result to be confirmed by the Stewards of the Meeting subject to completion of technical inspections & the time limit for protests

Page 1 / 1

Circuit	Orritor	Signed	 Chief Timekeeper	Organising Club	Cookstown & District MCC
Length(miles)	2.1000	Issued At:	17:55	Race Started	17:43
Weather	Sunny	Gp Time Diff - b 14.13 / c 29.82			
Track	Dry				




KDM HIRE COOKSTOWN 100

LIGHTWEIGHT (400/450) & FORGOTTEN ERA

Race 16 - Harold Henry & Sons L/weight (400/450) A

Saturday, 30 April 2016

DETAILED RESULT



Lightweight (400/450)

Race Classification

1 97 Seamus ELLIOTT

Total Time **8:02.631** Avg Speed **78.321** Behind
Best Time **1:34.914** Best Speed **79.651** On **4** Gp **a**

Lap	Elapsed Time	Lap Time	Lap Speed
1	1:41.224	1:41.224	74.686
2	3:17.692	1:36.468	78.368
3	4:52.660	1:34.968	79.606
4	6:27.574	1:34.914	79.651
5	8:02.631	1:35.057	79.531

2 159 Darryl TWEED

Total Time **8:03.372** Avg Speed **78.201** Behind **0.741**
Best Time **1:34.604** Best Speed **79.912** On **5** Gp **a**

Lap	Elapsed Time	Lap Time	Lap Speed
1	1:41.063	1:41.063	74.805
2	3:17.430	1:36.367	78.450
3	4:53.506	1:36.076	78.688
4	6:28.768	1:35.262	79.360
5	8:03.372	1:34.604	79.912

3 23 Michal DOKOUPIL

Total Time **8:06.586** Avg Speed **77.684** Behind **3.955**
Best Time **1:35.167** Best Speed **79.439** On **4** Gp **a**

Lap	Elapsed Time	Lap Time	Lap Speed
1	1:42.359	1:42.359	73.858
2	3:17.838	1:35.479	79.180
3	4:53.024	1:35.186	79.423
4	6:28.191	1:35.167	79.439
5	8:06.586	1:38.395	76.833

4 51 Scott MILLER

Total Time **8:14.653** Avg Speed **76.417** Behind **12.022**
Best Time **1:36.723** Best Speed **78.161** On **2** Gp **a**

Lap	Elapsed Time	Lap Time	Lap Speed
1	1:42.696	1:42.696	73.615
2	3:19.419	1:36.723	78.161
3	4:57.349	1:37.930	77.198
4	6:35.834	1:38.485	76.763
5	8:14.653	1:38.819	76.504

Lightweight (400/450)

Race Classification

5 28 Paul GARTLAND

Total Time **8:24.056** Avg Speed **74.992** Behind **21.425**
Best Time **1:38.786** Best Speed **76.529** On **3** Gp **a**

Lap	Elapsed Time	Lap Time	Lap Speed
1	1:45.982	1:45.982	71.333
2	3:26.178	1:40.196	75.452
3	5:04.964	1:38.786	76.529
4	6:44.056	1:39.092	76.293
5	8:24.056	1:40.000	75.600

6 333 Warren REEVE

Total Time **8:26.071** Avg Speed **74.693** Behind **23.440**
Best Time **1:38.939** Best Speed **76.411** On **2** Gp **a**

Lap	Elapsed Time	Lap Time	Lap Speed
1	1:45.826	1:45.826	71.438
2	3:24.765	1:38.939	76.411
3	5:04.578	1:39.813	75.742
4	6:45.673	1:41.095	74.781
5	8:26.071	1:40.398	75.300

7 33 David HOWARD (S)

Total Time **8:36.607** Avg Speed **73.170** Behind **33.976**
Best Time **1:40.353** Best Speed **75.334** On **5** Gp **a**

Lap	Elapsed Time	Lap Time	Lap Speed
1	1:44.821	1:44.821	72.123
2	3:25.947	1:41.126	74.758
3	5:10.208	1:44.261	72.510
4	6:56.254	1:46.046	71.290
5	8:36.607	1:40.353	75.334

8 316 Stephen MORRISON

Total Time **8:48.044** Avg Speed **71.585** Behind **45.413**
Best Time **1:42.937** Best Speed **73.443** On **5** Gp **b**

Lap	Elapsed Time	Lap Time	Lap Speed
1	1:50.679	1:50.679	68.306
2	3:35.636	1:44.957	72.029
3	5:20.137	1:44.501	72.344
4	7:05.107	1:44.970	72.021
5	8:48.044	1:42.937	73.443


KDM HIRE COOKSTOWN 100

LIGHTWEIGHT (400/450) & FORGOTTEN ERA

Race 16 - Harold Henry & Sons L/weight (400/450) A

Saturday, 30 April 2016

DETAILED RESULT



Lightweight (400/450)

Race Classification

9 32 Aaron BOYD

Total Time **8:49.964** Avg Speed **71.326** Behind **47.333**

Best Time **1:44.989** Best Speed **72.008** On **5** Gp **b**

Lap	Elapsed Time	Lap Time	Lap Speed
1	1:49.388	1:49.388	69.112
2	3:34.395	1:45.007	71.995
3	5:19.625	1:45.230	71.843
4	7:04.975	1:45.350	71.761
5	8:49.964	1:44.989	72.008

Lightweight (400/450)

Race Classification

13 87 Ian SIMPSON

Total Time **8:53.339** Avg Speed **70.874** Behind **50.708**

Best Time **1:45.636** Best Speed **71.567** On **2** Gp **a**

Lap	Elapsed Time	Lap Time	Lap Speed
1	1:49.438	1:49.438	69.080
2	3:35.074	1:45.636	71.567
3	5:21.510	1:46.436	71.029
4	7:07.410	1:45.900	71.388
5	8:53.339	1:45.929	71.369

10 83 Andy McALLISTER

Total Time **8:50.067** Avg Speed **71.312** Behind **47.436**

Best Time **1:43.116** Best Speed **73.315** On **5** Gp **b**

Lap	Elapsed Time	Lap Time	Lap Speed
1	1:54.804	1:54.804	65.851
2	3:39.807	1:45.003	71.998
3	5:23.501	1:43.694	72.907
4	7:06.951	1:43.450	73.079
5	8:50.067	1:43.116	73.315

14 42 Brian LOUGHLIN

Total Time **8:57.516** Avg Speed **70.323** Behind **54.885**

Best Time **1:44.918** Best Speed **72.056** On **3** Gp **b**

Lap	Elapsed Time	Lap Time	Lap Speed
1	1:53.441	1:53.441	66.643
2	3:41.422	1:47.981	70.012
3	5:26.340	1:44.918	72.056
4	7:11.566	1:45.226	71.845
5	8:57.516	1:45.950	71.354

11 70 Brendan MERRIGAN

Total Time **8:51.734** Avg Speed **71.088** Behind **49.103**

Best Time **1:43.699** Best Speed **72.903** On **4** Gp **b**

Lap	Elapsed Time	Lap Time	Lap Speed
1	1:53.630	1:53.630	66.532
2	3:38.997	1:45.367	71.749
3	5:23.907	1:44.910	72.062
4	7:07.606	1:43.699	72.903
5	8:51.734	1:44.128	72.603

15 12 Richard FORD

Total Time **8:58.391** Avg Speed **70.209** Behind **55.760**

Best Time **1:44.723** Best Speed **72.190** On **2** Gp **c**

Lap	Elapsed Time	Lap Time	Lap Speed
1	1:53.576	1:53.576	66.563
2	3:38.299	1:44.723	72.190
3	5:25.380	1:47.081	70.601
4	7:10.207	1:44.827	72.119
5	8:58.391	1:48.184	69.881

12 66 Mark SHIELDS

Total Time **8:52.577** Avg Speed **70.976** Behind **49.946**

Best Time **1:43.944** Best Speed **72.731** On **3** Gp **b**

Lap	Elapsed Time	Lap Time	Lap Speed
1	1:51.492	1:51.492	67.808
2	3:37.260	1:45.768	71.477
3	5:21.204	1:43.944	72.731
4	7:06.444	1:45.240	71.836
5	8:52.577	1:46.133	71.231

16 82 William McELROY

Total Time **8:58.410** Avg Speed **70.207** Behind **55.779**

Best Time **1:45.990** Best Speed **71.327** On **2** Gp **c**

Lap	Elapsed Time	Lap Time	Lap Speed
1	1:51.978	1:51.978	67.513
2	3:37.968	1:45.990	71.327
3	5:25.248	1:47.280	70.470
4	7:11.537	1:46.289	71.127
5	8:58.410	1:46.873	70.738


KDM HIRE COOKSTOWN 100

LIGHTWEIGHT (400/450) & FORGOTTEN ERA

Race 16 - Harold Henry & Sons L/weight (400/450) A

Saturday, 30 April 2016

DETAILED RESULT



Lightweight (400/450)

Race Classification

17 67 Gavin BROWN

Total Time **8:59.231** Avg Speed **70.100** Behind **56.600**

Best Time **1:45.877** Best Speed **71.404** On **3** Gp **c**

Lap	Elapsed Time	Lap Time	Lap Speed
1	1:53.157	1:53.157	66.810
2	3:40.045	1:46.888	70.728
3	5:25.922	1:45.877	71.404
4	7:12.267	1:46.345	71.089
5	8:59.231	1:46.964	70.678

Lightweight (400/450)

Race Classification

21 6 Alan JOHNSTON

Total Time **9:17.627** Avg Speed **67.787** Behind **1:14.996**

Best Time **1:49.215** Best Speed **69.221** On **5** Gp **c**

Lap	Elapsed Time	Lap Time	Lap Speed
1	1:57.781	1:57.781	64.187
2	3:47.660	1:49.879	68.803
3	5:37.531	1:49.871	68.808
4	7:28.412	1:50.881	68.181
5	9:17.627	1:49.215	69.221

18 131 Robert CAIRNS

Total Time **9:01.595** Avg Speed **69.794** Behind **58.964**

Best Time **1:45.477** Best Speed **71.674** On **4** Gp **b**

Lap	Elapsed Time	Lap Time	Lap Speed
1	1:52.466	1:52.466	67.220
2	3:41.084	1:48.618	69.602
3	5:28.471	1:47.387	70.400
4	7:13.948	1:45.477	71.674
5	9:01.595	1:47.647	70.230

22 58 Adrian LOGUE

Total Time **9:21.749** Avg Speed **67.290** Behind **1:19.118**

Best Time **1:49.207** Best Speed **69.226** On **5** Gp **c**

Lap	Elapsed Time	Lap Time	Lap Speed
1	1:59.331	1:59.331	63.353
2	3:50.008	1:50.677	68.307
3	5:41.127	1:51.119	68.035
4	7:32.542	1:51.415	67.854
5	9:21.749	1:49.207	69.226

19 41 Wayne MARTIN

Total Time **9:01.849** Avg Speed **69.761** Behind **59.218**

Best Time **1:46.386** Best Speed **71.062** On **4** Gp **b**

Lap	Elapsed Time	Lap Time	Lap Speed
1	1:55.384	1:55.384	65.520
2	3:41.900	1:46.516	70.975
3	5:28.856	1:46.956	70.683
4	7:15.242	1:46.386	71.062
5	9:01.849	1:46.607	70.915

23 142 Stuart RAYNER

Total Time **9:27.350** Avg Speed **66.626** Behind **1:24.719**

Best Time **1:50.765** Best Speed **68.253** On **2** Gp **c**

Lap	Elapsed Time	Lap Time	Lap Speed
1	1:58.712	1:58.712	63.684
2	3:49.477	1:50.765	68.253
3	5:40.650	1:51.173	68.002
4	7:32.120	1:51.470	67.821
5	9:27.350	1:55.230	65.608

20 57 Yvonne MONTGOMERY

Total Time **9:17.316** Avg Speed **67.825** Behind **1:14.685**

Best Time **1:49.188** Best Speed **69.238** On **5** Gp **c**

Lap	Elapsed Time	Lap Time	Lap Speed
1	1:57.446	1:57.446	64.370
2	3:46.848	1:49.402	69.103
3	5:37.782	1:50.934	68.149
4	7:28.128	1:50.346	68.512
5	9:17.316	1:49.188	69.238

KDM HIRE COOKSTOWN 100


LIGHTWEIGHT (400/450) & FORGOTTEN ERA Race 16 - Harold Henry & Sons L/weight (400/450) A LAP CHART



1					2					3				
No	Name	Gp	Time of Day	Lap Time	No	Name	Gp	Time of Day	Lap Time	No	Name	Gp	Time of Day	Lap Time
159	Darryl TWEED	a	17:44:43.452	1:41.063	159	Darryl TWEED	a	17:46:19.819	1:36.367	97	Seamus ELLIOTT	a	17:47:55.049	1:34.968
97	Seamus ELLIOTT	a	17:44:43.613	1:41.224	97	Seamus ELLIOTT	a	17:46:20.081	1:36.468	23	Michal DOKOUPIL	a	17:47:55.413	1:35.186
23	Michal DOKOUPIL	a	17:44:44.748	1:42.359	23	Michal DOKOUPIL	a	17:46:20.227	1:35.479	159	Darryl TWEED	a	17:47:55.895	1:36.076
51	Scott MILLER	a	17:44:45.085	1:42.696	51	Scott MILLER	a	17:46:21.808	1:36.723	51	Scott MILLER	a	17:47:59.738	1:37.930
33	David HOWARD (S)	a	17:44:47.210	1:44.821	333	Warren REEVE	a	17:46:27.154	1:38.939	333	Warren REEVE	a	17:48:06.967	1:39.813
333	Warren REEVE	a	17:44:48.215	1:45.826	33	David HOWARD (S)	a	17:46:28.336	1:41.126	28	Paul GARTLAND	a	17:48:07.353	1:38.786
28	Paul GARTLAND	a	17:44:48.371	1:45.982	28	Paul GARTLAND	a	17:46:28.567	1:40.196	33	David HOWARD (S)	a	17:48:12.597	1:44.261
32	Aaron BOYD	b	17:44:51.777	1:49.388	32	Aaron BOYD	b	17:46:36.784	1:45.007	32	Aaron BOYD	b	17:48:22.014	1:45.230
87	Ian SIMPSON	a	17:44:51.827	1:49.438	87	Ian SIMPSON	a	17:46:37.463	1:45.636	316	Stephen MORRISON	b	17:48:22.526	1:44.501
316	Stephen MORRISON	b	17:44:53.068	1:50.679	316	Stephen MORRISON	b	17:46:38.025	1:44.957	66	Mark SHIELDS	b	17:48:23.593	1:43.944
66	Mark SHIELDS	b	17:44:53.881	1:51.492	66	Mark SHIELDS	b	17:46:39.649	1:45.768	87	Ian SIMPSON	a	17:48:23.899	1:46.436
82	William McELROY	c	17:44:54.367	1:51.978	82	William McELROY	c	17:46:40.357	1:45.990	83	Andy McALLISTER	b	17:48:25.890	1:43.694
131	Robert CAIRNS	b	17:44:54.855	1:52.466	12	Richard FORD	c	17:46:40.688	1:44.723	70	Brendan MERRIGAN	b	17:48:26.296	1:44.910
67	Gavin BROWN	c	17:44:55.546	1:53.157	70	Brendan MERRIGAN	b	17:46:41.386	1:45.367	82	William McELROY	c	17:48:27.637	1:47.280
42	Brian LOUGHLIN	b	17:44:55.830	1:53.441	83	Andy McALLISTER	b	17:46:42.196	1:45.003	12	Richard FORD	c	17:48:27.769	1:47.081
12	Richard FORD	c	17:44:55.965	1:53.576	67	Gavin BROWN	c	17:46:42.434	1:46.888	67	Gavin BROWN	c	17:48:28.311	1:45.877
70	Brendan MERRIGAN	b	17:44:56.019	1:53.630	131	Robert CAIRNS	b	17:46:43.473	1:48.618	42	Brian LOUGHLIN	b	17:48:28.729	1:44.918
83	Andy McALLISTER	b	17:44:57.193	1:54.804	42	Brian LOUGHLIN	b	17:46:43.811	1:47.981	131	Robert CAIRNS	b	17:48:30.860	1:47.387
41	Wayne MARTIN	b	17:44:57.773	1:55.384	41	Wayne MARTIN	b	17:46:44.289	1:46.516	41	Wayne MARTIN	b	17:48:31.245	1:46.956
57	Yvonne MONTGOMERY	c	17:44:59.835	1:57.446	57	Yvonne MONTGOMERY	c	17:46:49.237	1:49.402	6	Alan JOHNSTON	c	17:48:39.920	1:49.871
6	Alan JOHNSTON	c	17:45:00.170	1:57.781	6	Alan JOHNSTON	c	17:46:50.049	1:49.879	57	Yvonne MONTGOMERY	c	17:48:40.171	1:50.934
142	Stuart RAYNER	c	17:45:01.101	1:58.712	142	Stuart RAYNER	c	17:46:51.866	1:50.765	142	Stuart RAYNER	c	17:48:43.039	1:51.173
58	Adrian LOGUE	c	17:45:01.720	1:59.331	58	Adrian LOGUE	c	17:46:52.397	1:50.677	58	Adrian LOGUE	c	17:48:43.516	1:51.119

KDM HIRE COOKSTOWN 100

LIGHTWEIGHT (400/450) & FORGOTTEN ERA Race 16 - Harold Henry & Sons L/weight (400/450) A LAP CHART

**4**

No	Name	Gp	Time of Day	Lap Time
97	Seamus ELLIOTT	a	17:49:29.963	1:34.914
23	Michal DOKOUPIL	a	17:49:30.580	1:35.167
159	Darryl TWEED	a	17:49:31.157	1:35.262
51	Scott MILLER	a	17:49:38.223	1:38.485
28	Paul GARTLAND	a	17:49:46.445	1:39.092
333	Warren REEVE	a	17:49:48.062	1:41.095
33	David HOWARD (S)	a	17:49:58.643	1:46.046
32	Aaron BOYD	b	17:50:07.364	1:45.350
316	Stephen MORRISON	b	17:50:07.496	1:44.970
66	Mark SHIELDS	b	17:50:08.833	1:45.240
83	Andy McALLISTER	b	17:50:09.340	1:43.450
87	Ian SIMPSON	a	17:50:09.799	1:45.900
70	Brendan MERRIGAN	b	17:50:09.995	1:43.699
12	Richard FORD	c	17:50:12.596	1:44.827
82	William McELROY	c	17:50:13.926	1:46.289
42	Brian LOUGHLIN	b	17:50:13.955	1:45.226
67	Gavin BROWN	c	17:50:14.656	1:46.345
131	Robert CAIRNS	b	17:50:16.337	1:45.477
41	Wayne MARTIN	b	17:50:17.631	1:46.386
57	Yvonne MONTGOMERY	c	17:50:30.517	1:50.346
6	Alan JOHNSTON	c	17:50:30.801	1:50.881
142	Stuart RAYNER	c	17:50:34.509	1:51.470
58	Adrian LOGUE	c	17:50:34.931	1:51.415

5

No	Name	Gp	Time of Day	Lap Time
97	Seamus ELLIOTT	a	17:51:05.020	1:35.057
159	Darryl TWEED	a	17:51:05.761	1:34.604
23	Michal DOKOUPIL	a	17:51:08.975	1:38.395
51	Scott MILLER	a	17:51:17.042	1:38.819
28	Paul GARTLAND	a	17:51:26.445	1:40.000
333	Warren REEVE	a	17:51:28.460	1:40.398
33	David HOWARD (S)	a	17:51:38.996	1:40.353
316	Stephen MORRISON	b	17:51:50.433	1:42.937
32	Aaron BOYD	b	17:51:52.353	1:44.989
83	Andy McALLISTER	b	17:51:52.456	1:43.116
70	Brendan MERRIGAN	b	17:51:54.123	1:44.128
66	Mark SHIELDS	b	17:51:54.966	1:46.133
87	Ian SIMPSON	a	17:51:55.728	1:45.929
42	Brian LOUGHLIN	b	17:51:59.905	1:45.950
12	Richard FORD	c	17:52:00.780	1:48.184
82	William McELROY	c	17:52:00.799	1:46.873
67	Gavin BROWN	c	17:52:01.620	1:46.964
131	Robert CAIRNS	b	17:52:03.984	1:47.647
41	Wayne MARTIN	b	17:52:04.238	1:46.607
57	Yvonne MONTGOMERY	c	17:52:19.705	1:49.188
6	Alan JOHNSTON	c	17:52:20.016	1:49.215
58	Adrian LOGUE	c	17:52:24.138	1:49.207
142	Stuart RAYNER	c	17:52:29.739	1:55.230

KDM HIRE COOKSTOWN 100



LIGHTWEIGHT (400/450) & FORGOTTEN ERA

Race 17 - Harold Henry & Sons L/weight (400/450) B

Saturday, 30 April 2016

Lightweight (400/450)

-----Best Lap-----
 Pos Class No Name Machine / Sponsor Gp Lap Total Time Behind Speed Time Speed On

Race Classification

1	400R	29	Alastair HAWORTH	Yamaha 400	a	4	6:45.277		74.616	1:39.643	75.871	3
2	400R	53	Veronika HANKOCYOVA	Kawasaki 400 - R T & E Racing	a	4	6:56.503	11.226	72.605	1:42.255	73.933	2

Fastest Lap

400R	29	Alastair HAWORTH	Yamaha 400							1:39.643	75.871	3
------	----	------------------	------------	--	--	--	--	--	--	----------	--------	---

Forgotten Era

-----Best Lap-----
 Pos Class No Name Machine / Sponsor Gp Lap Total Time Behind Speed Time Speed On

Race Classification

1	FERA	8	Anthony McCOLGAN	Bimota 750	a	4	6:34.440		76.666	1:37.178	77.795	4
2	FERA	31	Gary MILLER	Yamaha 347	a	4	7:24.994	50.554	67.956	1:48.961	69.383	4

Fastest Lap

FERA	8	Anthony McCOLGAN	Bimota 750							1:37.178	77.795	4
------	---	------------------	------------	--	--	--	--	--	--	----------	--------	---

Supersport Non-Qualifiers

-----Best Lap-----
 Pos Class No Name Machine / Sponsor Gp Lap Total Time Behind Speed Time Speed On


Race Classification

1	SSPR	311	Allan BRODIE	Yamaha	b	4	6:31.325		77.276	1:36.294	78.510	4
2	SSPR	60	George SCOTT	Honda 600	a	4	6:44.604	13.279	74.740	1:39.607	75.898	3
3	SSPR	132	Shaun WYNNE	Triumph 675	b	4	6:47.737	16.412	74.165	1:39.988	75.609	4
4	SSPR	113	Ian PERT	Suzuki - Hedz Up	b	4	7:19.980	48.655	68.730	1:47.852	70.096	4

Fastest Lap

SSPR	311	Allan BRODIE	Yamaha							1:36.294	78.510	4
------	-----	--------------	--------	--	--	--	--	--	--	----------	--------	---

Provisional result to be confirmed by the Stewards of the Meeting subject to completion of technical inspections & the time limit for protests

Circuit	Orritor	Signed		Organising Club	Cookstown & District MCC
Length(miles)	2.1000		Chief Timekeeper	Race Started	18:00
Weather	Sunny	Issued At:	18:12	Gp Time Diff - b	13.82
Track	Dry				




KDM HIRE COOKSTOWN 100

LIGHTWEIGHT (400/450) & FORGOTTEN ERA

Race 17 - Harold Henry & Sons L/weight (400/450) B

Saturday, 30 April 2016

DETAILED RESULT



Forgotten Era

Race Classification

1 8 Anthony McCOLGAN

Total Time **6:34.440** Avg Speed **76.666** Behind
Best Time **1:37.178** Best Speed **77.795** On 4 Gp a

Lap	Elapsed Time	Lap Time	Lap Speed
1	1:42.680	1:42.680	73.627
2	3:20.056	1:37.376	77.637
3	4:57.262	1:37.206	77.773
4	6:34.440	1:37.178	77.795

2 31 Gary MILLER

Total Time **7:24.994** Avg Speed **67.956** Behind **50.554**
Best Time **1:48.961** Best Speed **69.383** On 4 Gp a

Lap	Elapsed Time	Lap Time	Lap Speed
1	1:54.992	1:54.992	65.744
2	3:45.795	1:50.803	68.229
3	5:36.033	1:50.238	68.579
4	7:24.994	1:48.961	69.383

KDM HIRE COOKSTOWN 100

LIGHTWEIGHT (400/450) & FORGOTTEN ERA

Race 17 - Harold Henry & Sons L/weight (400/450) B

Saturday, 30 April 2016

DETAILED RESULT



Lightweight (400/450)

Race Classification

1 29 Alastair HAWORTH

Total Time **6:45.277** Avg Speed **74.616** Behind
Best Time **1:39.643** Best Speed **75.871** On **3** Gp **a**

Lap	Elapsed Time	Lap Time	Lap Speed
1	1:44.863	1:44.863	72.094
2	3:25.037	1:40.174	75.469
3	5:04.680	1:39.643	75.871
4	6:45.277	1:40.597	75.151

2 53 Veronika HANKOCYOVA

Total Time **6:56.503** Avg Speed **72.605** Behind **11.226**
Best Time **1:42.255** Best Speed **73.933** On **2** Gp **a**

Lap	Elapsed Time	Lap Time	Lap Speed
1	1:46.958	1:46.958	70.682
2	3:29.213	1:42.255	73.933
3	5:12.896	1:43.683	72.915
4	6:56.503	1:43.607	72.968


KDM HIRE COOKSTOWN 100

LIGHTWEIGHT (400/450) & FORGOTTEN ERA

Race 17 - Harold Henry & Sons L/weight (400/450) B

Saturday, 30 April 2016

DETAILED RESULT



Supersport Non-Qualifiers

Race Classification

1 311 Allan BRODIE

Total Time **6:31.325** Avg Speed **77.276** Behind
Best Time **1:36.294** Best Speed **78.510** On **4** Gp **b**

Lap	Elapsed Time	Lap Time	Lap Speed
1	1:41.406	1:41.406	74.552
2	3:18.231	1:36.825	78.079
3	4:55.031	1:36.800	78.099
4	6:31.325	1:36.294	78.510

2 60 George SCOTT

Total Time **6:44.604** Avg Speed **74.740** Behind **13.279**
Best Time **1:39.607** Best Speed **75.898** On **3** Gp **a**

Lap	Elapsed Time	Lap Time	Lap Speed
1	1:44.738	1:44.738	72.180
2	3:24.908	1:40.170	75.472
3	5:04.515	1:39.607	75.898
4	6:44.604	1:40.089	75.533

3 132 Shaun WYNNE

Total Time **6:47.737** Avg Speed **74.165** Behind **16.412**
Best Time **1:39.988** Best Speed **75.609** On **4** Gp **b**

Lap	Elapsed Time	Lap Time	Lap Speed
1	1:44.867	1:44.867	72.091
2	3:26.776	1:41.909	74.184
3	5:07.749	1:40.973	74.872
4	6:47.737	1:39.988	75.609


4 113 Ian PERT

Total Time **7:19.980** Avg Speed **68.730** Behind **48.655**
Best Time **1:47.852** Best Speed **70.096** On **4** Gp **b**

Lap	Elapsed Time	Lap Time	Lap Speed
1	1:55.177	1:55.177	65.638
2	3:43.408	1:48.231	69.851
3	5:32.128	1:48.720	69.536
4	7:19.980	1:47.852	70.096

KDM HIRE COOKSTOWN 100

LIGHTWEIGHT (400/450) & FORGOTTEN ERA Race 17 - Harold Henry & Sons L/weight (400/450) B LAP CHART



1

No	Name	Gp	Time of Day	Lap Time
8	Anthony McCOLGAN	a	18:02:29.841	1:42.680
60	George SCOTT	a	18:02:31.899	1:44.738
29	Alastair HAWORTH	a	18:02:32.024	1:44.863
53	Veronika HANKOCYOVA	a	18:02:34.119	1:46.958
31	Gary MILLER	a	18:02:42.153	1:54.992
311	Allan BRODIE	b	18:02:42.387	1:41.406
132	Shaun WYNNE	b	18:02:45.848	1:44.867
113	Ian PERT	b	18:02:56.158	1:55.177

2

No	Name	Gp	Time of Day	Lap Time
8	Anthony McCOLGAN	a	18:04:07.217	1:37.376
60	George SCOTT	a	18:04:12.069	1:40.170
29	Alastair HAWORTH	a	18:04:12.198	1:40.174
53	Veronika HANKOCYOVA	a	18:04:16.374	1:42.255
311	Allan BRODIE	b	18:04:19.212	1:36.825
132	Shaun WYNNE	b	18:04:27.757	1:41.909
31	Gary MILLER	a	18:04:32.956	1:50.803
113	Ian PERT	b	18:04:44.389	1:48.231

3

No	Name	Gp	Time of Day	Lap Time
8	Anthony McCOLGAN	a	18:05:44.423	1:37.206
60	George SCOTT	a	18:05:51.676	1:39.607
29	Alastair HAWORTH	a	18:05:51.841	1:39.643
311	Allan BRODIE	b	18:05:56.012	1:36.800
53	Veronika HANKOCYOVA	a	18:06:00.057	1:43.683
132	Shaun WYNNE	b	18:06:08.730	1:40.973
31	Gary MILLER	a	18:06:23.194	1:50.238
113	Ian PERT	b	18:06:33.109	1:48.720

4

No	Name	Gp	Time of Day	Lap Time
8	Anthony McCOLGAN	a	18:07:21.601	1:37.178
60	George SCOTT	a	18:07:31.765	1:40.089
311	Allan BRODIE	b	18:07:32.306	1:36.294
29	Alastair HAWORTH	a	18:07:32.438	1:40.597
53	Veronika HANKOCYOVA	a	18:07:43.664	1:43.607
132	Shaun WYNNE	b	18:07:48.718	1:39.988
31	Gary MILLER	a	18:08:12.155	1:48.961
113	Ian PERT	b	18:08:20.961	1:47.852

ROAD RACE - IRISH LIGHTWEIGHT (400/450)

2016

Pos	No.	Name	Total	Diff	Gap	#1	#2	#3
						R1	R1	R1
1	97	Seamus ELLIOTT	41	0	0	x	16	25
2	23	Michal DOKOUPIL	41	0	0	x	25	16
3	159	Darryl TWEED	33	8	8	x	13	20
4	77	Ryan FARQUHAR	32.5	8.5	0.5	2.5	20	x
5	28	Paul GARTLAND	26	15	6.5	8	7	11
6	51	Scott MILLER	23	18	3	x	10	13
7	65	Michael SWEENEY	21	20	2	10	11	x
8	333	Warren REEVE	19	22	2	x	9	10
9	33	David HOWARD (S)	14	27	5	x	5	9
10	70	Brendan MERRIGAN	11	30	3	5	1	5
11	316	Stephen MORRISON	8	33	3	x	x	8
12	95	Robert GORDON	8	33	0	x	8	x
13	32	Aaron BOYD	7	34	1	x	x	7
14	26	Adrian GORDON	6.5	34.5	0.5	6.5	x	x
15	83	Andy McALLISTER	6	35	0.5	x	x	6
16	177	Mark SHIELDS	6	35	0	x	6	x
17	57	Yvonne MONTGOMERY	5.5	35.5	0.5	5.5	x	x
18	66	Mark SHIELDS	4	37	1.5	x	x	4
19	67	Gavin BROWN	4	37	0	x	4	x
20	87	Ian SIMPSON	3	38	1	x	x	3
21	12	Richard FORD	3	38	0	x	2	1
22	53	Veronika HANKOCYOVA	3	38	0	x	3	x
23	42	Brian LOUGHLIN	2	39	1	x	x	2

Event Legend

#1	01/04/2016	JFM HAULAGE MID-ANTRIM 150	#3	29/04/2016	KDM HIRE COOKSTOWN 100
#2	22/04/2016	AROUND A POUND TANDRAGEE 100			

ROAD RACE - ULSTER LIGHTWEIGHT (400/450)

2016

Pos	No.	Name	Total	Diff	Gap	#1	#2	#3
						R1	R1	R1
1	97	Seamus ELLIOTT	41	0	0	x	16	25
2	23	Michal DOKOUPIL	41	0	0	x	25	16
3	159	Darryl TWEED	33	8	8	x	13	20
4	77	Ryan FARQUHAR	32.5	8.5	0.5	2.5	20	x
5	28	Paul GARTLAND	26	15	6.5	8	7	11
6	51	Scott MILLER	23	18	3	x	10	13
7	65	Michael SWEENEY	21	20	2	10	11	x
8	333	Warren REEVE	19	22	2	x	9	10
9	33	David HOWARD (S)	14	27	5	x	5	9
10	70	Brendan MERRIGAN	11	30	3	5	1	5
11	316	Stephen MORRISON	8	33	3	x	x	8
12	95	Robert GORDON	8	33	0	x	8	x
13	32	Aaron BOYD	7	34	1	x	x	7
14	26	Adrian GORDON	6.5	34.5	0.5	6.5	x	x
15	83	Andy McALLISTER	6	35	0.5	x	x	6
16	177	Mark SHIELDS	6	35	0	x	6	x
17	57	Yvonne MONTGOMERY	5.5	35.5	0.5	5.5	x	x
18	66	Mark SHIELDS	4	37	1.5	x	x	4
19	67	Gavin BROWN	4	37	0	x	4	x
20	87	Ian SIMPSON	3	38	1	x	x	3
21	12	Richard FORD	3	38	0	x	2	1
22	53	Veronika HANKOCYOVA	3	38	0	x	3	x
23	42	Brian LOUGHLIN	2	39	1	x	x	2

Event Legend

#1	01/04/2016	JFM HAULAGE MID-ANTRIM 150	#3	29/04/2016	KDM HIRE COOKSTOWN 100
#2	22/04/2016	AROUND A POUND TANDRAGEE 100			