



COOKSTOWN 100

Friday 29th & Saturday 30th April 2016

promoted by Cookstown & District MCC
www.cookstown100.com



BILL EASTWOOD
BUILDING & JOINERY
CONTRACTORS

SENIOR CLASSIC 500cc / 1000cc



Comhairle Ceantair
Lár Uladh
Mid Ulster
District Council

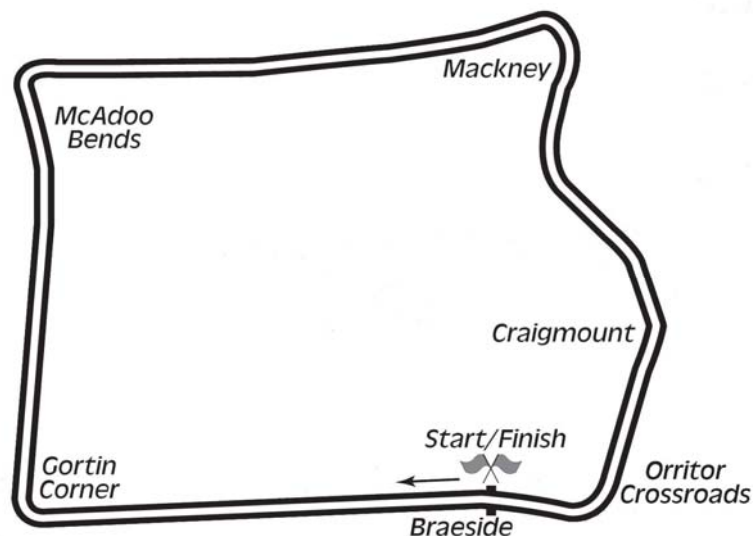


2&4
WHEEL MOTORSPORT
STEERING GROUP LTD.



tourism
northernireland

Orritor Circuit 2.1 miles



LAP RECORDS

Class	Rider	Machine	m	s	mph	Year
125cc	William Dunlop	Honda	1	34.755	79.785	2010
Moto 3	Barry Davidson	Honda 250	1	39.075	76.306	2012
Moto 450	Ryan Farquhar	Kawasaki	1	35.432	79.219	2012
250cc	William Dunlop	Honda	1	29.658	84.320	2009
Supersport 400	Ian Morrell	Yamaha	1	35.698	78.999	2015
Supertwin	James Cowton	Kawasaki	1	29.657	84.321	2015
Supersport	Michael Dunlop	Yamaha	1	24.783	89.169	2011
Superbike	Michael Dunlop	Honda	1	22.641	91.480	2013
Senior Support	Gary Robinson	Yamaha 600	1	29.956	84.041	2007
Junior Support	Mark Hanna	Honda 250	1	33.788	80.607	2013
Classic 1000cc	Wattie Brown	Norton 920	1	40.273	75.394	2006
Classic 500cc	Neill McWhirter	Norton	1	41.491	74.489	2010
Classic 350cc	Paul Coward	Honda	1	43.421	73.099	2004
Classic 250cc	Geoff McMullan	Suzuki	1	47.294	70.461	2006

MOST WINS at COOKSTOWN 100

Ryan Farquhar	26	1996-12 (400-1, 450-2, STWN-4, SSP-5, SBK-13, SJUN-1)
Ray McCullough	14	1967-79 (250-8, 350-3, 500-3)
Joey Dunlop	11	1977-98 (125-1, 250-4, 350-2, 500-2, SSP-1, SBK-1)
Robert Dunlop	11	1985-08 (125-7, 250-1, 250 B-1, 350-1, SBK-1)
William Dunlop	11	2006-15 (125-3, 250-5, SSP-2, SBK B-1)
Phillip McCallen	10	1987-96 (250-3, 350-1, SSP-2, SBK-4)
Michael Dunlop	9	2006-15 (125-1, 250-1, STWN-2, STWN B-1, SSP-1, SBK-2, SJUN-1)
Courtney Junk	8	1974-83 (200-2, 250-4, 350-1, 500-1)
Mervyn Elwood	8	1987-97 (C500-5, C1000-3)
Noel Hudson	7	1975-95 (250-2, JUN-1, 500-1, SBK-3)
Bill Swallow	7	1987-00 (C350-2, C500-5)
Darran Lindsay	7	2000-05 (125-2, 250-2, SSP-2, SBK-1)

MOST WINS AT ALL IRISH ROAD RACE MEETINGS (after Tandragee 100 2016)

Ryan Farquhar	211	1995-16
Joey Dunlop	156	1971-00
Robert Dunlop	135	1980-08
William Dunlop	113	2005-16
Ray McCullough	109	1960-82
Phillip McCallen	109	1987-99
Michael Dunlop	92	2006-15
Brian Reid	78	1980-94
Darran Lindsay	74	1999-06
James Courtney	66	1992-99

KDM HIRE COOKSTOWN 100

CLASSIC 500cc/1000cc

Qualifying


Friday, 29 April 2016



Pos	Class	No	Name	Machine / Sponsor	----- Best Lap -----			Laps	
					Time	Behind	Speed		
Qualifying Classification									
1	C1000	12	Richard FORD	Norton 920 - Bob Jackson Racing	1:45.184		71.874	3	4
2	C500	40	Barry DAVIDSON	Honda 500 - Team Gimbert	1:46.641	1.457	70.892	3	4
3	C1000	74	Jamie O'BRIEN	Weslake 850 - TTS	1:47.984	2.800	70.010	3	4
4	C500	8	Allan BREW	Seeley G50 496 - Mike & Dawn Jacobs	1:48.174	2.990	69.887	3	4
5	C500	66	Ed MANLY	Seeley G50 496	1:48.636	3.452	69.590	3	4
6	C500	75	John PEMBERTON	Manx Norton 500	1:50.511	5.327	68.409	3	4
7	C1000	11	John SCOTT	R North Triumph 930	1:51.331	6.147	67.906	2	4
8	C500	4	Billy LYLE	Drixton Honda 500	1:51.764	6.580	67.643	3	4
9	C500	2	Freddie STEWART	Honda 500	1:52.823	7.639	67.008	3	4
10	C500	5	Gary JAMISON	Honda 500	1:53.458	8.274	66.633	3	4
11	C500	9	Sam KINKEAD	Drixton Honda 500	1:53.745	8.561	66.464	3	4
12	C500	134	Sean LEONARD	Honda 497	1:58.566	13.382	63.762	3	4
13	C500	20	Gary HUTTON	Seeley Honda 500	2:00.912	15.728	62.525	3	4
14	C500	18	Thomas HOGG	Honda 351 - Leonard	2:01.300	16.116	62.325	2	3
15	C500	43	Alex McVICKER	Honda 500	2:03.090	17.906	61.418	3	4
16	C1000	34	Trevor STEWART	Honda 560 - Stewart Racing	2:28.880	43.696	50.779	2	3

Provisional result to be confirmed by the Stewards of the Meeting subject to completion of technical inspections & the time limit for protests

Page 1 / 1

Circuit	Orritor	Signed		Organising Club	Cookstown & District MCC
Length(miles)	2.1000		Chief Timekeeper	Qualifying Started	16:20
Weather	Sunny	Issued At:	16:34		
Track	Dry				



KDM HIRE COOKSTOWN 100

CLASSIC 500cc/1000cc

Qualifying

Friday, 29 April 2016

DETAILED RESULT



Qualifying Classification

Position

1	12 Richard FORD			
C1000		Behind		
Best Time	1:45.184	Best Speed	71.874	On 3 Gp
Lap	Elapsed Time	Lap Time	Lap Speed	
1	2:38.915	2:38.915	47.573	
2	4:26.575	1:47.660	70.221	
3	6:11.759	1:45.184	71.874	
4	8:05.898	1:54.139	66.235	

2	40 Barry DAVIDSON			
C500		Behind	1.457	
Best Time	1:46.641	Best Speed	70.892	On 3 Gp
Lap	Elapsed Time	Lap Time	Lap Speed	
1	3:04.842	3:04.842	40.900	
2	4:56.878	1:52.036	67.478	
3	6:43.519	1:46.641	70.892	
4	8:39.506	1:55.987	65.180	

3	74 Jamie O'BRIEN			
C1000		Behind	2.800	
Best Time	1:47.984	Best Speed	70.010	On 3 Gp
Lap	Elapsed Time	Lap Time	Lap Speed	
1	2:14.988	2:14.988	56.005	
2	4:21.768	2:06.780	59.631	
3	6:09.752	1:47.984	70.010	
4	8:00.190	1:50.438	68.455	

4	8 Allan BREW			
C500		Behind	2.990	
Best Time	1:48.174	Best Speed	69.887	On 3 Gp
Lap	Elapsed Time	Lap Time	Lap Speed	
1	2:37.650	2:37.650	47.954	
2	4:28.992	1:51.342	67.899	
3	6:17.166	1:48.174	69.887	
4	8:09.917	1:52.751	67.050	

5	66 Ed MANLY			
C500		Behind	3.452	
Best Time	1:48.636	Best Speed	69.590	On 3 Gp
Lap	Elapsed Time	Lap Time	Lap Speed	
1	3:13.724	3:13.724	39.025	
2	5:03.662	1:49.938	68.766	
3	6:52.298	1:48.636	69.590	
4	8:47.373	1:55.075	65.696	

Qualifying Classification

Position

6	75 John PEMBERTON			
C500		Behind	5.327	
Best Time	1:50.511	Best Speed	68.409	On 3 Gp
Lap	Elapsed Time	Lap Time	Lap Speed	
1	2:30.685	2:30.685	50.171	
2	4:24.537	1:53.852	66.402	
3	6:15.048	1:50.511	68.409	
4	8:09.684	1:54.636	65.948	

7	11 John SCOTT			
C1000		Behind	6.147	
Best Time	1:51.331	Best Speed	67.906	On 2 Gp
Lap	Elapsed Time	Lap Time	Lap Speed	
1	2:50.071	2:50.071	44.452	
2	4:41.402	1:51.331	67.906	
3	6:32.985	1:51.583	67.752	
4	8:32.709	1:59.724	63.145	

8	4 Billy LYLE			
C500		Behind	6.580	
Best Time	1:51.764	Best Speed	67.643	On 3 Gp
Lap	Elapsed Time	Lap Time	Lap Speed	
1	2:43.407	2:43.407	46.265	
2	4:38.819	1:55.412	65.504	
3	6:30.583	1:51.764	67.643	
4	8:26.141	1:55.558	65.422	

9	2 Freddie STEWART			
C500		Behind	7.639	
Best Time	1:52.823	Best Speed	67.008	On 3 Gp
Lap	Elapsed Time	Lap Time	Lap Speed	
1	2:42.369	2:42.369	46.561	
2	4:35.465	1:53.096	66.846	
3	6:28.288	1:52.823	67.008	
4	8:30.215	2:01.927	62.004	

10	5 Gary JAMISON			
C500		Behind	8.274	
Best Time	1:53.458	Best Speed	66.633	On 3 Gp
Lap	Elapsed Time	Lap Time	Lap Speed	
1	3:07.552	3:07.552	40.309	
2	5:01.547	1:53.995	66.319	
3	6:55.005	1:53.458	66.633	
4	9:12.444	2:17.439	55.006	



KDM HIRE COOKSTOWN 100

CLASSIC 500cc/1000cc

Qualifying

Friday, 29 April 2016

DETAILED RESULT



Qualifying Classification

Position

11	9 Sam KINKEAD				
C500		Behind	8.561		
Best Time	1:53.745	Best Speed	66.464	On	3 Gp
<i>Lap</i>	<i>Elapsed Time</i>	<i>Lap Time</i>	<i>Lap Speed</i>		
1	2:33.479	2:33.479	49.258		
2	4:28.382	1:54.903	65.795		
3	6:22.127	1:53.745	66.464		
4	8:19.203	1:57.076	64.573		

12 134 Sean LEONARD

C500		Behind	13.382		
Best Time	1:58.566	Best Speed	63.762	On	3 Gp
<i>Lap</i>	<i>Elapsed Time</i>	<i>Lap Time</i>	<i>Lap Speed</i>		
1	2:40.126	2:40.126	47.213		
2	4:40.229	2:00.103	62.946		
3	6:38.795	1:58.566	63.762		
4	8:41.415	2:02.620	61.654		

13 20 Gary HUTTON

C500		Behind	15.728		
Best Time	2:00.912	Best Speed	62.525	On	3 Gp
<i>Lap</i>	<i>Elapsed Time</i>	<i>Lap Time</i>	<i>Lap Speed</i>		
1	3:16.659	3:16.659	38.442		
2	5:18.175	2:01.516	62.214		
3	7:19.087	2:00.912	62.525		
4	9:31.084	2:11.997	57.274		

14 18 Thomas HOGG

C500		Behind	16.116		
Best Time	2:01.300	Best Speed	62.325	On	2 Gp
<i>Lap</i>	<i>Elapsed Time</i>	<i>Lap Time</i>	<i>Lap Speed</i>		
1	5:03.245	5:03.245	24.930		
2	7:04.545	2:01.300	62.325		
3	9:12.242	2:07.697	59.203		

15 43 Alex McVICKER

C500		Behind	17.906		
Best Time	2:03.090	Best Speed	61.418	On	3 Gp
<i>Lap</i>	<i>Elapsed Time</i>	<i>Lap Time</i>	<i>Lap Speed</i>		
1	2:55.859	2:55.859	42.989		
2	5:01.113	2:05.254	60.357		
3	7:04.203	2:03.090	61.418		
4	9:18.589	2:14.386	56.256		

Qualifying Classification

Position

16	34 Trevor STEWART				
C1000		Behind	43.696		
Best Time	2:28.880	Best Speed	50.779	On	2 Gp
<i>Lap</i>	<i>Elapsed Time</i>	<i>Lap Time</i>	<i>Lap Speed</i>		
1	3:18.270	3:18.270	38.130		
2	5:47.150	2:28.880	50.779		
3	8:18.553	2:31.403	49.933		



KDM HIRE COOKSTOWN 100

SENIOR CLASSIC 500cc / 1000cc

Orritor 2.100 miles


R10: Bill Eastwood Contracts Senior Classic

30/04/2016 14:15

Race (7 Laps)

RACE 10 - SENIOR CLASSIC

9	34 A	27 B		C
8	A	B		C
7	18 A	43 B		C
6	9 A	134 B	20 C	
5	4 A	2 B	5 C	B
4	A	B		C
3	11 A	B		C
2	8 A	66 B	75 C	
1	12 A POLE POSITION	40 B	74 C	A



Promoted by Cookstown and District Motorcycle Club

Orbits

Provisional result to be confirmed by the Stewards of the Meeting subject to the completion of technical inspections and the time limit for protests.

MCUI (Ulster Centre) Timing @ www.elaps-timing.com



Ride on
Delta
Seven

KDM HIRE COOKSTOWN 100

CLASSIC 500cc/1000cc

Race 12 - Bill Eastwood Contracts Senior Classic

Saturday, 30 April 2016



Pos	Class	No	Name	Machine / Sponsor	Gp	Lap	Total Time	Behind	Speed	-----Best Lap-----		
										Time	Speed	On

Race Classification

1	C1000	12	Richard FORD	Norton 920 - Bob Jackson Racing	a	5	8:39.401		72.776	1:41.879	74.206	4
2	C1000	74	Jamie O'BRIEN	Weslake 850 - TTS	a	5	8:40.010	0.609	72.691	1:41.678	74.352	3
3	C500	40	Barry DAVIDSON	Honda 500 - Team Gimbert	a	5	8:45.755	6.354	71.897	1:42.888	73.478	3
4	C500	8	Allan BREW	Seeley G50 496 - Mike & Dawn Jacobs	a	5	8:54.808	15.407	70.680	1:44.618	72.263	3
5	C500	66	Ed MANLY	Seeley G50 496	a	4	7:09.926	1 Lap	70.338	1:45.218	71.851	2
6	C1000	11	John SCOTT	R North Triumph 930	a	4	7:23.007	1 Lap	68.261	1:48.807	69.481	2
7	C500	2	Freddie STEWART	Honda 500	b	4	7:23.175	1 Lap	68.235	1:48.598	69.615	4
8	C500	75	John PEMBERTON	Manx Norton 500	a	4	7:23.292	1 Lap	68.217	1:48.749	69.518	2
9	C500	134	Sean LEONARD	Honda 497	b	4	7:27.236	1 Lap	67.615	1:48.849	69.454	3
10	C500	5	Gary JAMISON	Honda 500	b	4	7:27.763	1 Lap	67.536	1:49.808	68.847	3
11	C1000	27	Trevor RUFUS	Triumph Weslake 850	b	4	7:34.539	1 Lap	66.529	1:48.949	69.390	4
12	C500	4	Billy LYLE	Drixton Honda 500	a	4	7:36.926	1 Lap	66.181	1:52.411	67.253	2
13	C500	9	Sam KINKEAD	Drixton Honda 500	b	4	7:47.946	1 Lap	64.623	1:55.615	65.389	2
14	C500	20	Gary HUTTON	Seeley Honda 500	b	4	7:56.183	1 Lap	63.505	1:57.293	64.454	2
15	C1000	34	Trevor STEWART	Honda 560 - Stewart Racing	b	3	7:31.666	2 Laps	50.214	2:27.350	51.306	2

Fastest Lap


C1000	74	Jamie O'BRIEN	Weslake 850 - TTS	1:41.678	74.352	3
-------	----	---------------	-------------------	----------	--------	---

Not Classified

DNF	C500	43	Alex McVICKER	Honda 500	b	3	6:12.351		60.910	1:59.443	63.294	3
-----	------	----	---------------	-----------	---	---	----------	--	--------	----------	--------	---

Provisional result to be confirmed by the Stewards of the Meeting subject to completion of technical inspections & the time limit for protests

Page 1 / 1

Circuit	Orritor	Signed		Organising Club	Cookstown & District MCC
Length(miles)	2.1000	Chief Timekeeper		Race Started	16:57
Weather	Sunny			Issued At:	17:16
Track	Dry				




KDM HIRE COOKSTOWN 100

CLASSIC 500cc/1000cc

Race 12 - Bill Eastwood Contracts Senior Classic

Saturday, 30 April 2016

DETAILED RESULT



Race Classification

1 12 Richard FORD

Total Time **8:39.401** Avg Speed **72.776** Behind
Best Time **1:41.879** Best Speed **74.206** On **4** Gp **a**

Lap	Elapsed Time	Lap Time	Lap Speed
2	1:42.403	1:42.403	73.826
3	3:25.249	1:42.846	73.508
4	5:07.128	1:41.879	74.206
5	6:49.867	1:42.739	73.585

2 74 Jamie O'BRIEN

Total Time **8:40.010** Avg Speed **72.691** Behind **0.609**
Best Time **1:41.678** Best Speed **74.352** On **3** Gp **a**

Lap	Elapsed Time	Lap Time	Lap Speed
2	1:43.694	1:43.694	72.907
3	3:25.372	1:41.678	74.352
4	5:08.027	1:42.655	73.645
5	6:49.743	1:41.716	74.325

3 40 Barry DAVIDSON

Total Time **8:45.755** Avg Speed **71.897** Behind **6.354**
Best Time **1:42.888** Best Speed **73.478** On **3** Gp **a**

Lap	Elapsed Time	Lap Time	Lap Speed
2	1:43.458	1:43.458	73.073
3	3:26.346	1:42.888	73.478
4	5:09.559	1:43.213	73.247
5	6:54.962	1:45.403	71.725

4 8 Allan BREW

Total Time **8:54.808** Avg Speed **70.680** Behind **15.407**
Best Time **1:44.618** Best Speed **72.263** On **3** Gp **a**

Lap	Elapsed Time	Lap Time	Lap Speed
2	1:45.484	1:45.484	71.670
3	3:30.102	1:44.618	72.263
4	5:15.170	1:45.068	71.953
5	7:03.012	1:47.842	70.103

5 66 Ed MANLY

Total Time **7:09.926** Avg Speed **70.338** Behind **1 Lap**
Best Time **1:45.218** Best Speed **71.851** On **2** Gp **a**

Lap	Elapsed Time	Lap Time	Lap Speed
2	1:45.218	1:45.218	71.851
3	3:30.837	1:45.619	71.578
4	5:17.519	1:46.682	70.865

Race Classification

6 11 John SCOTT

Total Time **7:23.007** Avg Speed **68.261** Behind **1 Lap**
Best Time **1:48.807** Best Speed **69.481** On **2** Gp **a**

Lap	Elapsed Time	Lap Time	Lap Speed
2	1:48.807	1:48.807	69.481
3	3:38.799	1:49.992	68.732
4	5:28.001	1:49.202	69.230

7 2 Freddie STEWART

Total Time **7:23.175** Avg Speed **68.235** Behind **1 Lap**
Best Time **1:48.598** Best Speed **69.615** On **4** Gp **b**

Lap	Elapsed Time	Lap Time	Lap Speed
2	1:49.098	1:49.098	69.295
3	3:38.317	1:49.219	69.219
4	5:26.915	1:48.598	69.615

8 75 John PEMBERTON

Total Time **7:23.292** Avg Speed **68.217** Behind **1 Lap**
Best Time **1:48.749** Best Speed **69.518** On **2** Gp **a**

Lap	Elapsed Time	Lap Time	Lap Speed
2	1:48.749	1:48.749	69.518
3	3:38.423	1:49.674	68.932
4	5:27.700	1:49.277	69.182

9 134 Sean LEONARD

Total Time **7:27.236** Avg Speed **67.615** Behind **1 Lap**
Best Time **1:48.849** Best Speed **69.454** On **3** Gp **b**

Lap	Elapsed Time	Lap Time	Lap Speed
2	1:49.008	1:49.008	69.353
3	3:37.857	1:48.849	69.454
4	5:27.147	1:49.290	69.174

10 5 Gary JAMISON

Total Time **7:27.763** Avg Speed **67.536** Behind **1 Lap**
Best Time **1:49.808** Best Speed **68.847** On **3** Gp **b**

Lap	Elapsed Time	Lap Time	Lap Speed
2	1:52.028	1:52.028	67.483
3	3:41.836	1:49.808	68.847
4	5:32.630	1:50.794	68.235


KDM HIRE COOKSTOWN 100

CLASSIC 500cc/1000cc

Race 12 - Bill Eastwood Contracts Senior Classic

Saturday, 30 April 2016

DETAILED RESULT



Race Classification

11 27 Trevor RUFUS

Total Time **7:34.539** Avg Speed **66.529** Behind **1 Lap**

Best Time **1:48.949** Best Speed **69.390** On **4** Gp **b**

Lap	Elapsed Time	Lap Time	Lap Speed
2	1:50.991	1:50.991	68.114
3	3:44.754	1:53.763	66.454
4	5:33.703	1:48.949	69.390

12 4 Billy LYLE

Total Time **7:36.926** Avg Speed **66.181** Behind **1 Lap**

Best Time **1:52.411** Best Speed **67.253** On **2** Gp **a**

Lap	Elapsed Time	Lap Time	Lap Speed
2	1:52.411	1:52.411	67.253
3	3:45.248	1:52.837	66.999
4	5:38.493	1:53.245	66.758

13 9 Sam KINKEAD

Total Time **7:47.946** Avg Speed **64.623** Behind **1 Lap**

Best Time **1:55.615** Best Speed **65.389** On **2** Gp **b**

Lap	Elapsed Time	Lap Time	Lap Speed
2	1:55.615	1:55.615	65.389
3	3:51.706	1:56.091	65.121
4	5:48.271	1:56.565	64.857

14 20 Gary HUTTON

Total Time **7:56.183** Avg Speed **63.505** Behind **1 Lap**

Best Time **1:57.293** Best Speed **64.454** On **2** Gp **b**

Lap	Elapsed Time	Lap Time	Lap Speed
2	1:57.293	1:57.293	64.454
3	3:55.054	1:57.761	64.198
4	5:52.591	1:57.537	64.320

15 34 Trevor STEWART

Total Time **7:31.666** Avg Speed **50.214** Behind **2 Laps**

Best Time **2:27.350** Best Speed **51.306** On **2** Gp **b**

Lap	Elapsed Time	Lap Time	Lap Speed
2	2:27.350	2:27.350	51.306
3	4:57.104	2:29.754	50.483

Not Classified

DNF 43 Alex McVICKER

Total Time **6:12.351** Avg Speed **60.910** Behind

Best Time **1:59.443** Best Speed **63.294** On **3** Gp **b**

Lap	Elapsed Time	Lap Time	Lap Speed
2	2:01.470	2:01.470	62.238
3	4:00.913	1:59.443	63.294


Not Classified

KDM HIRE COOKSTOWN 100

CLASSIC 500cc/1000cc

Race 12 - Bill Eastwood Contracts Senior Classic

LAP CHART



1

No	Name	Gp	Time of Day	Lap Time
12	Richard FORD	a	16:59:23.389	1:49.534
74	Jamie O'BRIEN	a	16:59:24.122	1:50.267
40	Barry DAVIDSON	a	16:59:24.648	1:50.793
8	Allan BREW	a	16:59:25.651	1:51.796
66	Ed MANLY	a	16:59:26.262	1:52.407
11	John SCOTT	a	16:59:28.861	1:55.006
5	Gary JAMISON	b	16:59:28.988	1:55.133
75	John PEMBERTON	a	16:59:29.447	1:55.592
2	Freddie STEWART	b	16:59:30.115	1:56.260
4	Billy LYLE	a	16:59:32.288	1:58.433
9	Sam KINKEAD	b	16:59:33.530	1:59.675
134	Sean LEONARD	b	16:59:33.944	2:00.089
27	Trevor RUFUS	b	16:59:34.691	2:00.836
20	Gary HUTTON	b	16:59:37.447	2:03.592
43	Alex McVICKER	b	16:59:45.293	2:11.438
34	Trevor STEWART	b	17:00:08.417	2:34.562

2

No	Name	Gp	Time of Day	Lap Time
12	Richard FORD	a	17:01:05.792	1:42.403
74	Jamie O'BRIEN	a	17:01:07.816	1:43.694
40	Barry DAVIDSON	a	17:01:08.106	1:43.458
8	Allan BREW	a	17:01:11.135	1:45.484
66	Ed MANLY	a	17:01:11.480	1:45.218
11	John SCOTT	a	17:01:17.668	1:48.807
75	John PEMBERTON	a	17:01:18.196	1:48.749
2	Freddie STEWART	b	17:01:19.213	1:49.098
5	Gary JAMISON	b	17:01:21.016	1:52.028
134	Sean LEONARD	b	17:01:22.952	1:49.008
4	Billy LYLE	a	17:01:24.699	1:52.411
27	Trevor RUFUS	b	17:01:25.682	1:50.991
9	Sam KINKEAD	b	17:01:29.145	1:55.615
20	Gary HUTTON	b	17:01:34.740	1:57.293
43	Alex McVICKER	b	17:01:46.763	2:01.470
34	Trevor STEWART	b	17:02:35.767	2:27.350

3

No	Name	Gp	Time of Day	Lap Time
12	Richard FORD	a	17:02:48.638	1:42.846
74	Jamie O'BRIEN	a	17:02:49.494	1:41.678
40	Barry DAVIDSON	a	17:02:50.994	1:42.888
8	Allan BREW	a	17:02:55.753	1:44.618
66	Ed MANLY	a	17:02:57.099	1:45.619
11	John SCOTT	a	17:03:07.660	1:49.992
75	John PEMBERTON	a	17:03:07.870	1:49.674
2	Freddie STEWART	b	17:03:08.432	1:49.219
5	Gary JAMISON	b	17:03:10.824	1:49.808
134	Sean LEONARD	b	17:03:11.801	1:48.849
4	Billy LYLE	a	17:03:17.536	1:52.837
27	Trevor RUFUS	b	17:03:19.445	1:53.763
9	Sam KINKEAD	b	17:03:25.236	1:56.091
20	Gary HUTTON	b	17:03:32.501	1:57.761
43	Alex McVICKER	b	17:03:46.206	1:59.443
34	Trevor STEWART	b	17:05:05.521	2:29.754

4

No	Name	Gp	Time of Day	Lap Time
12	Richard FORD	a	17:04:30.517	1:41.879
74	Jamie O'BRIEN	a	17:04:32.149	1:42.655
40	Barry DAVIDSON	a	17:04:34.207	1:43.213
8	Allan BREW	a	17:04:40.821	1:45.068
66	Ed MANLY	a	17:04:43.781	1:46.682
11	John SCOTT	a	17:04:56.862	1:49.202
2	Freddie STEWART	b	17:04:57.030	1:48.598
75	John PEMBERTON	a	17:04:57.147	1:49.277
134	Sean LEONARD	b	17:05:01.091	1:49.290
5	Gary JAMISON	b	17:05:01.618	1:50.794
27	Trevor RUFUS	b	17:05:08.394	1:48.949
4	Billy LYLE	a	17:05:10.781	1:53.245
9	Sam KINKEAD	b	17:05:21.801	1:56.565
20	Gary HUTTON	b	17:05:30.038	1:57.537

5

No	Name	Gp	Time of Day	Lap Time
12	Richard FORD	a	17:06:13.256	1:42.739
74	Jamie O'BRIEN	a	17:06:13.865	1:41.716
40	Barry DAVIDSON	a	17:06:19.610	1:45.403
8	Allan BREW	a	17:06:28.663	1:47.842

ROAD RACE - IRISH CLASSIC 1000cc

2016

Pos	No.	Name	Total	Diff	Gap	#1 #2	
						R1	R1
1	74	Jamie O'BRIEN	45	0	0	25	20
2	12	Richard FORD	45	0	0	20	25
3	11	John SCOTT	32	13	13	16	16
4	27	Trevor RUFUS	13	32	19	x	13
5	34	Trevor STEWART	11	34	2	x	11

Event Legend

#1	22/04/2016	AROUND A POUND TANDRAGEE 100	#2	29/04/2016	KDM HIRE COOKSTOWN 100
----	------------	------------------------------	----	------------	------------------------

ROAD RACE - IRISH CLASSIC 500cc

2016

Pos	No.	Name	Total	Diff	Gap	#1 #2 #3		
						R1	R1	R1
1	8	Allan BREW	45	0	0	25	x	20
2	5	Gary JAMISON	42	3	3	20	13	9
3	134	Sean LEONARD	34	11	8	13	11	10
4	45	Ed MANLY	32	13	2	x	16	16
5	75	John PEMBERTON	31	14	1	x	20	11
6	2	Freddie STEWART	29	16	2	16	x	13
7	71	Mark PARRETT	25	20	4	x	25	x
8	40	Barry DAVIDSON	25	20	0	x	x	25
9	32	Stuart ROBINSON	11	34	14	11	x	x
10	4	Billy LYLE	8	37	3	x	x	8
11	9	Sam KINKEAD	7	38	1	x	x	7
12	20	Gary HUTTON	6	39	1	x	x	6

Event Legend

#1	01/04/2016	JFM HAULAGE MID-ANTRIM 150	#3	29/04/2016	KDM HIRE COOKSTOWN 100
#2	22/04/2016	AROUND A POUND TANDRAGEE 100			

ROAD RACE - ULSTER CLASSIC 1000cc

2016

Pos	No.	Name	Total	Diff	Gap	#1 #2	
						R1	R1
1	74	Jamie O'BRIEN	45	0	0	25	20
2	12	Richard FORD	45	0	0	20	25
3	11	John SCOTT	32	13	13	16	16
4	27	Trevor RUFUS	13	32	19	x	13
5	34	Trevor STEWART	11	34	2	x	11

Event Legend

#1 22/04/2016 AROUND A POUND TANDRAGEE 100 #2 29/04/2016 KDM HIRE COOKSTOWN 100

ROAD RACE - ULSTER CLASSIC 500cc

2016

Pos	No.	Name	Total	Diff	Gap	#1 #2 #3		
						R1	R1	R1
1	8	Allan BREW	45	0	0	25	x	20
2	5	Gary JAMISON	42	3	3	20	13	9
3	134	Sean LEONARD	34	11	8	13	11	10
4	45	Ed MANLY	32	13	2	x	16	16
5	75	John PEMBERTON	31	14	1	x	20	11
6	2	Freddie STEWART	29	16	2	16	x	13
7	71	Mark PARRETT	25	20	4	x	25	x
8	40	Barry DAVIDSON	25	20	0	x	x	25
9	32	Stuart ROBINSON	11	34	14	11	x	x
10	4	Billy LYLE	8	37	3	x	x	8
11	9	Sam KINKEAD	7	38	1	x	x	7
12	20	Gary HUTTON	6	39	1	x	x	6

Event Legend

#1 01/04/2016 JFM HAULAGE MID-ANTRIM 150 #3 29/04/2016 KDM HIRE COOKSTOWN 100
#2 22/04/2016 AROUND A POUND TANDRAGEE 100