



COOKSTOWN 100

Friday 29th & Saturday 30th April 2016

promoted by Cookstown & District MCC
www.cookstown100.com



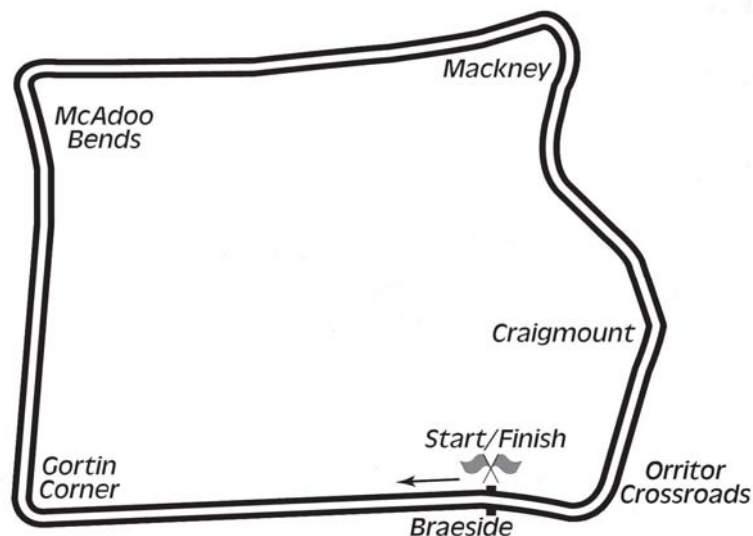
JUNIOR CLASSIC 250cc / 350cc



Comhairle Ceantair
Lár Uladh
Mid Ulster
District Council



Orritor Circuit 2.1 miles



LAP RECORDS

Class	Rider	Machine	m	s	mph	Year
125cc	William Dunlop	Honda	1	34.755	79.785	2010
Moto 3	Barry Davidson	Honda 250	1	39.075	76.306	2012
Moto 450	Ryan Farquhar	Kawasaki	1	35.432	79.219	2012
250cc	William Dunlop	Honda	1	29.658	84.320	2009
Supersport 400	Ian Morrell	Yamaha	1	35.698	78.999	2015
Supertwin	James Cowton	Kawasaki	1	29.657	84.321	2015
Supersport	Michael Dunlop	Yamaha	1	24.783	89.169	2011
Superbike	Michael Dunlop	Honda	1	22.641	91.480	2013
Senior Support	Gary Robinson	Yamaha 600	1	29.956	84.041	2007
Junior Support	Mark Hanna	Honda 250	1	33.788	80.607	2013
Classic 1000cc	Wattie Brown	Norton 920	1	40.273	75.394	2006
Classic 500cc	Neill McWhirter	Norton	1	41.491	74.489	2010
Classic 350cc	Paul Coward	Honda	1	43.421	73.099	2004
Classic 250cc	Geoff McMullan	Suzuki	1	47.294	70.461	2006

MOST WINS at COOKSTOWN 100

Ryan Farquhar	26	1996-12 (400-1, 450-2, STWN-4, SSP-5, SBK-13, SJUN-1)
Ray McCullough	14	1967-79 (250-8, 350-3, 500-3)
Joey Dunlop	11	1977-98 (125-1, 250-4, 350-2, 500-2, SSP-1, SBK-1)
Robert Dunlop	11	1985-08 (125-7, 250-1, 250 B-1, 350-1, SBK-1)
William Dunlop	11	2006-15 (125-3, 250-5, SSP-2, SBK B-1)
Phillip McCallen	10	1987-96 (250-3, 350-1, SSP-2, SBK-4)
Michael Dunlop	9	2006-15 (125-1, 250-1, STWN-2, STWN B-1, SSP-1, SBK-2, SJUN-1)
Courtney Junk	8	1974-83 (200-2, 250-4, 350-1, 500-1)
Mervyn Elwood	8	1987-97 (C500-5, C1000-3)
Noel Hudson	7	1975-95 (250-2, JUN-1, 500-1, SBK-3)
Bill Swallow	7	1987-00 (C350-2, C500-5)
Darran Lindsay	7	2000-05 (125-2, 250-2, SSP-2, SBK-1)

MOST WINS AT ALL IRISH ROAD RACE MEETINGS (after Tandragee 100 2016)

Ryan Farquhar	211	1995-16
Joey Dunlop	156	1971-00
Robert Dunlop	135	1980-08
William Dunlop	113	2005-16
Ray McCullough	109	1960-82
Phillip McCallen	109	1987-99
Michael Dunlop	92	2006-15
Brian Reid	78	1980-94
Darran Lindsay	74	1999-06
James Courtney	66	1992-99

KDM HIRE COOKSTOWN 100

CLASSIC 250cc/350cc

Qualifying


Friday, 29 April 2016



Pos	Class	No	Name	Machine / Sponsor	----- Best Lap -----				Laps
					Time	Behind	Speed	On	
Qualifying Classification									
1	C350	40	Barry DAVIDSON	Honda 349 - Dempster Racing	1:48.466		69.699	5	6
2	C350	46	Mark JOHNSON	Honda 350 - MJ Racing	1:53.057	4.591	66.869	5	5
3	C350	24	George STINSON	Honda 350	1:53.271	4.805	66.743	4	5
4	C350	2	Freddie STEWART	Honda 350	1:56.328	7.862	64.989	5	5
5	C350	9	Sam KINKEAD	Drixton Honda 350	1:56.742	8.276	64.758	5	5
6	C250	76	Philip SHAW	Suzuki 250	1:56.806	8.340	64.723	4	5
7	C350	4	Billy LYLE	Honda 350	1:57.299	8.833	64.451	5	5
8	C350	79	Linton IRWIN	Honda 350	1:58.151	9.685	63.986	5	5
9	C350	8	Allan BREW	Drixton Aermacchi 349 - M & D Jacobs	1:58.381	9.915	63.862	5	5
10	C350	55	Jonathan DORAN	Honda 350	1:58.849	10.383	63.610	4	5
11	C350	63	Ian THOMPSON (R)	Honda 350 - MB	2:01.025	12.559	62.466	5	5
12	C250	20	Gary HUTTON	Honda 198 - Dempster Racing	2:04.610	16.144	60.669	5	5
13	C250	18	Thomas HOGG	Honda 250	2:05.319	16.853	60.326	4	5
14	C250	43	Alex McVICKER	Honda 250 - John Ennis	2:06.064	17.598	59.970	5	5
15	C250	47	Davie BLACK	Suzuki 250	2:10.284	21.818	58.027	2	5
16	C250	12	Richard FORD	Suzuki 247 - Bob Jackson Racing	2:10.315	21.849	58.013	2	4
17	C250	30	Robert WRIGHT	Honda 250	2:13.441	24.975	56.654	5	5
18	C250	78	Ken PARKES	Honda 198	2:21.168	32.702	53.553	2	5
19	C250	34	Trevor STEWART	Honda 250 - TJR Racing	2:44.136	55.670	46.059	4	4
20	C250	69	Allen GIBSON	Suzuki 210	3:32.758	1:44.292	35.533	1	1

Provisional result to be confirmed by the Stewards of the Meeting subject to completion of technical inspections & the time limit for protests

Page 1 / 1

Circuit	Orritor	Signed		Organising Club	Cookstown & District MCC
Length(miles)	2.1000		Chief Timekeeper	Qualifying Started	15:10
Weather	Sunny	Issued At:	15:28		
Track	Dry				



KDM HIRE COOKSTOWN 100

CLASSIC 250cc/350cc

Qualifying

Friday, 29 April 2016

DETAILED RESULT



Qualifying Classification

Position

1	40 Barry DAVIDSON				
C350		Behind			
Best Time	1:48.466	Best Speed	69.699	On	5 Gp
Lap	Elapsed Time	Lap Time	Lap Speed		
1	2:29.011	2:29.011	50.735		
2	4:23.381	1:54.370	66.101		
3	6:16.070	1:52.689	67.087		
4	8:04.833	1:48.763	69.509		
5	9:53.299	1:48.466	69.699		
6	12:16.170	2:22.871	52.915		

2	46 Mark JOHNSON				
C350		Behind			4.591
Best Time	1:53.057	Best Speed	66.869	On	5 Gp
Lap	Elapsed Time	Lap Time	Lap Speed		
1	2:17.792	2:17.792	54.865		
2	4:16.738	1:58.946	63.558		
3	6:10.006	1:53.268	66.744		
4	8:04.565	1:54.559	65.992		
5	9:57.622	1:53.057	66.869		

3	24 George STINSON				
C350		Behind			4.805
Best Time	1:53.271	Best Speed	66.743	On	4 Gp
Lap	Elapsed Time	Lap Time	Lap Speed		
1	2:16.184	2:16.184	55.513		
2	4:12.712	1:56.528	64.877		
3	6:07.821	1:55.109	65.677		
4	8:01.092	1:53.271	66.743		
5	9:55.956	1:54.864	65.817		

4	2 Freddie STEWART				
C350		Behind			7.862
Best Time	1:56.328	Best Speed	64.989	On	5 Gp
Lap	Elapsed Time	Lap Time	Lap Speed		
1	2:30.365	2:30.365	50.278		
2	4:29.378	1:59.013	63.522		
3	6:25.967	1:56.589	64.843		
4	8:23.648	1:57.681	64.241		
5	10:19.976	1:56.328	64.989		

Qualifying Classification

Position

5	9 Sam KINKEAD				
C350		Behind			8.276
Best Time	1:56.742	Best Speed	64.758	On	5 Gp
Lap	Elapsed Time	Lap Time	Lap Speed		
1	2:17.638	2:17.638	54.927		
2	4:18.140	2:00.502	62.738		
3	6:17.256	1:59.116	63.468		
4	8:15.359	1:58.103	64.012		
5	10:12.101	1:56.742	64.758		

6	76 Philip SHAW				
C250		Behind			8.340
Best Time	1:56.806	Best Speed	64.723	On	4 Gp
Lap	Elapsed Time	Lap Time	Lap Speed		
1	2:34.181	2:34.181	49.033		
2	4:36.790	2:02.609	61.659		
3	6:36.725	1:59.935	63.034		
4	8:33.531	1:56.806	64.723		
5	10:31.159	1:57.628	64.270		

7	4 Billy LYLE				
C350		Behind			8.833
Best Time	1:57.299	Best Speed	64.451	On	5 Gp
Lap	Elapsed Time	Lap Time	Lap Speed		
1	2:35.979	2:35.979	48.468		
2	4:37.438	2:01.459	62.243		
3	6:37.254	1:59.816	63.097		
4	8:36.907	1:59.653	63.183		
5	10:34.206	1:57.299	64.451		

8	79 Linton IRWIN				
C350		Behind			9.685
Best Time	1:58.151	Best Speed	63.986	On	5 Gp
Lap	Elapsed Time	Lap Time	Lap Speed		
1	2:45.070	2:45.070	45.799		
2	4:45.771	2:00.701	62.634		
3	6:46.858	2:01.087	62.434		
4	8:46.225	1:59.367	63.334		
5	10:44.376	1:58.151	63.986		



KDM HIRE COOKSTOWN 100

CLASSIC 250cc/350cc

Qualifying

Friday, 29 April 2016

DETAILED RESULT



Qualifying Classification

Position

9	8 Allan BREW				
C350		Behind	9.915		
Best Time	1:58.381	Best Speed	63.862	On	5 Gp
Lap	Elapsed Time	Lap Time	Lap Speed		
1	2:17.065	2:17.065	55.156		
2	4:20.120	2:03.055	61.436		
3	6:21.539	2:01.419	62.264		
4	8:23.283	2:01.744	62.098		
5	10:21.664	1:58.381	63.862		

10	55 Jonathan DORAN				
C350		Behind	10.383		
Best Time	1:58.849	Best Speed	63.610	On	4 Gp
Lap	Elapsed Time	Lap Time	Lap Speed		
1	2:59.584	2:59.584	42.097		
2	5:05.231	2:05.647	60.169		
3	7:06.500	2:01.269	62.341		
4	9:05.349	1:58.849	63.610		
5	11:04.634	1:59.285	63.378		

11	63 Ian THOMPSON (R)				
C350		Behind	12.559		
Best Time	2:01.025	Best Speed	62.466	On	5 Gp
Lap	Elapsed Time	Lap Time	Lap Speed		
1	2:28.612	2:28.612	50.871		
2	4:33.896	2:05.284	60.343		
3	6:36.676	2:02.780	61.574		
4	8:38.529	2:01.853	62.042		
5	10:39.554	2:01.025	62.466		

12	20 Gary HUTTON				
C250		Behind	16.144		
Best Time	2:04.610	Best Speed	60.669	On	5 Gp
Lap	Elapsed Time	Lap Time	Lap Speed		
1	2:47.171	2:47.171	45.223		
2	4:55.423	2:08.252	58.946		
3	7:02.322	2:06.899	59.575		
4	9:08.273	2:05.951	60.023		
5	11:12.883	2:04.610	60.669		

Qualifying Classification

Position

13	18 Thomas HOGG				
C250		Behind	16.853		
Best Time	2:05.319	Best Speed	60.326	On	4 Gp
Lap	Elapsed Time	Lap Time	Lap Speed		
1	2:50.749	2:50.749	44.276		
2	5:01.837	2:11.088	57.671		
3	7:12.118	2:10.281	58.028		
4	9:17.437	2:05.319	60.326		
5	11:23.242	2:05.805	60.093		

14	43 Alex McVICKER				
C250		Behind	17.598		
Best Time	2:06.064	Best Speed	59.970	On	5 Gp
Lap	Elapsed Time	Lap Time	Lap Speed		
1	2:43.261	2:43.261	46.306		
2	4:56.638	2:13.377	56.681		
3	7:05.517	2:08.879	58.660		
4	9:11.973	2:06.456	59.784		
5	11:18.037	2:06.064	59.970		

15	47 Davie BLACK				
C250		Behind	21.818		
Best Time	2:10.284	Best Speed	58.027	On	2 Gp
Lap	Elapsed Time	Lap Time	Lap Speed		
1	2:30.172	2:30.172	50.342		
2	4:40.456	2:10.284	58.027		
3	6:51.716	2:11.260	57.596		
4	9:03.052	2:11.336	57.562		
5	11:13.905	2:10.853	57.775		

16	12 Richard FORD				
C250		Behind	21.849		
Best Time	2:10.315	Best Speed	58.013	On	2 Gp
Lap	Elapsed Time	Lap Time	Lap Speed		
1	2:53.822	2:53.822	43.493		
2	5:04.137	2:10.315	58.013		
3	7:16.739	2:12.602	57.013		
4	9:37.398	2:20.659	53.747		



KDM HIRE COOKSTOWN 100

CLASSIC 250cc/350cc

Qualifying

Friday, 29 April 2016

DETAILED RESULT



Qualifying Classification

Position

17 30 Robert WRIGHT

C250 Behind 24.975

Best Time 2:13.441 Best Speed 56.654 On 5 Gp

Lap	Elapsed Time	Lap Time	Lap Speed
1	2:59.132	2:59.132	42.204
2	5:17.514	2:18.382	54.631
3	7:35.629	2:18.115	54.737
4	9:51.576	2:15.947	55.610
5	12:05.017	2:13.441	56.654

18 78 Ken PARKES

C250 Behind 32.702

Best Time 2:21.168 Best Speed 53.553 On 2 Gp

Lap	Elapsed Time	Lap Time	Lap Speed
1	2:40.460	2:40.460	47.115
2	5:01.628	2:21.168	53.553
3	7:23.125	2:21.497	53.429
4	9:46.316	2:23.191	52.797
5	12:10.208	2:23.892	52.539

19 34 Trevor STEWART

C250 Behind 55.670

Best Time 2:44.136 Best Speed 46.059 On 4 Gp

Lap	Elapsed Time	Lap Time	Lap Speed
1	3:07.553	3:07.553	40.309
2	5:52.903	2:45.350	45.721
3	8:39.005	2:46.102	45.514
4	11:23.141	2:44.136	46.059

20 69 Allen GIBSON

C250 Behind 1:44.292

Best Time 3:32.758 Best Speed 35.533 On 1 Gp

Lap	Elapsed Time	Lap Time	Lap Speed
1	3:32.758	3:32.758	35.533

KDM HIRE COOKSTOWN 100

JUNIOR CLASSIC 250cc / 350cc

Orritor 2.100 miles


R7: Keylite Junior Classic

30/04/2016 13:00

Race (7 Laps)

RACE 7 - JUNIOR CLASSIC

10	34 A	69 B	No 69 subject to completing 4 more practice laps	78 C
9	12 A	30 B		
8				
7	43 A	47 B		
6	63 A	20 B		18 C
5	79 A	8 B		55 C
4				
3	4 A			
2	2 A	9 B		76 C
1	40 A POLE POSITION	46 B		24 C



Promoted by Cookstown and District Motorcycle Club

Orbits

Provisional result to be confirmed by the Stewards of the Meeting subject to the completion of technical inspections and the time limit for protests.

MCUI (Ulster Centre) Timing @ www.elaps-timing.com



**Ride on
Delta
Seven**

KDM HIRE COOKSTOWN 100

CLASSIC 250cc/350cc

Race 9 - Keylite Junior Classic

Saturday, 30 April 2016



Pos	Class	No	Name	Machine / Sponsor	Gp	Lap	Total Time	Behind	Speed	-----Best Lap-----		
										Time	Speed	On

Race Classification


1	C350	40	Barry DAVIDSON	Honda 349 - Dempster Racing	a	5	9:17.280		67.829	1:49.936	68.767	3
2	C350	24	George STINSON	Honda 350	a	5	9:36.631	19.351	65.553	1:53.509	66.603	5
3	C350	9	Sam KINKEAD	Drixton Honda 350	a	5	9:38.228	20.948	65.372	1:54.028	66.300	2
4	C350	2	Freddie STEWART	Honda 350	a	5	9:38.735	21.455	65.315	1:53.932	66.355	4
5	C350	55	Jonathan DORAN	Honda 350	b	5	9:39.975	22.695	65.175	1:54.690	65.917	2
6	C350	8	Allan BREW	Drixton Aermacchi 349 - M & D Jacobs	b	5	9:40.689	23.409	65.095	1:52.560	67.164	2
7	C250	76	Philip SHAW	Suzuki 250	a	5	9:54.030	36.750	63.633	1:57.245	64.480	2
8	C350	79	Linton IRWIN	Honda 350	a	5	9:56.719	39.439	63.346	1:57.271	64.466	4
9	C350	63	Ian THOMPSON (R)	Honda 350 - MB	b	5	9:59.042	41.762	63.101	1:57.534	64.322	5
10	C250	20	Gary HUTTON	Honda 198 - Dempster Racing	b	5	10:22.324	1:05.044	60.740	2:03.384	61.272	2
11	C250	18	Thomas HOGG	Honda 250	b	5	10:30.198	1:12.918	59.981	2:03.525	61.202	2
12	C250	12	Richard FORD	Suzuki 247 - Bob Jackson Racing	b	5	10:30.885	1:13.605	59.916	2:02.994	61.466	2
13	C250	47	Davie BLACK	Suzuki 250	b	5	10:35.714	1:18.434	59.461	2:04.517	60.715	4
14	C250	43	Alex McVICKER	Honda 250 - John Ennis	b	5	10:39.522	1:22.242	59.107	2:05.628	60.178	4
15	C250	57	David CRAWFORD	Honda 250	c	4	8:57.014	1 Lap	56.311	2:07.233	59.419	3
16	C250	30	Robert WRIGHT	Honda 250	c	4	9:05.666	1 Lap	55.419	2:13.480	56.638	3
17	C250	78	Ken PARKES	Honda 198	c	4	9:36.535	1 Lap	52.451	2:21.619	53.383	2
18	C250	69	Allen GIBSON	Suzuki 210	c	4	10:23.677	1 Lap	48.487	2:31.498	49.902	2
19	C250	34	Trevor STEWART	Honda 250 - TJR Racing	c	4	10:48.114	1 Lap	46.658	2:39.073	47.525	4

Fastest Lap

C350	40	Barry DAVIDSON	Honda 349 - Dempster Racing	1:49.936	68.767	3
------	----	----------------	-----------------------------	----------	--------	---

Provisional result to be confirmed by the Stewards of the Meeting subject to completion of technical inspections & the time limit for protests

Page 1 / 1

Circuit	Orritor	Signed	 Chief Timekeeper	Organising Club	Cookstown & District MCC
Length(miles)	2.1000			Race Started	14:59
Weather	Sunny			Gp Time Diff - b 14.24 / c 30.77	
Track	Dry	Issued At:	15:13		




KDM HIRE COOKSTOWN 100

CLASSIC 250cc/350cc

Race 9 - Keylite Junior Classic

Saturday, 30 April 2016

DETAILED RESULT



Race Classification

1 40 Barry DAVIDSON

Total Time **9:17.280** Avg Speed **67.829** Behind
Best Time **1:49.936** Best Speed **68.767** On **3** Gp **a**

Lap	Elapsed Time	Lap Time	Lap Speed
1	1:55.503	1:55.503	65.453
2	3:45.576	1:50.073	68.682
3	5:35.512	1:49.936	68.767
4	7:27.077	1:51.565	67.763
5	9:17.280	1:50.203	68.601

2 24 George STINSON

Total Time **9:36.631** Avg Speed **65.553** Behind **19.351**
Best Time **1:53.509** Best Speed **66.603** On **5** Gp **a**

Lap	Elapsed Time	Lap Time	Lap Speed
1	1:59.238	1:59.238	63.403
2	3:53.379	1:54.141	66.234
3	5:49.285	1:55.906	65.225
4	7:43.122	1:53.837	66.411
5	9:36.631	1:53.509	66.603

3 9 Sam KINKEAD

Total Time **9:38.228** Avg Speed **65.372** Behind **20.948**
Best Time **1:54.028** Best Speed **66.300** On **2** Gp **a**

Lap	Elapsed Time	Lap Time	Lap Speed
1	1:59.831	1:59.831	63.089
2	3:53.859	1:54.028	66.300
3	5:49.617	1:55.758	65.309
4	7:43.647	1:54.030	66.298
5	9:38.228	1:54.581	65.980

4 2 Freddie STEWART

Total Time **9:38.735** Avg Speed **65.315** Behind **21.455**
Best Time **1:53.932** Best Speed **66.355** On **4** Gp **a**

Lap	Elapsed Time	Lap Time	Lap Speed
1	1:59.440	1:59.440	63.295
2	3:54.328	1:54.888	65.803
3	5:50.041	1:55.713	65.334
4	7:43.973	1:53.932	66.355
5	9:38.735	1:54.762	65.875

Race Classification

5 55 Jonathan DORAN

Total Time **9:39.975** Avg Speed **65.175** Behind **22.695**
Best Time **1:54.690** Best Speed **65.917** On **2** Gp **b**

Lap	Elapsed Time	Lap Time	Lap Speed
1	2:00.092	2:00.092	62.952
2	3:54.782	1:54.690	65.917
3	5:49.528	1:54.746	65.885
4	7:45.144	1:55.616	65.389
5	9:39.975	1:54.831	65.836

6 8 Allan BREW

Total Time **9:40.689** Avg Speed **65.095** Behind **23.409**
Best Time **1:52.560** Best Speed **67.164** On **2** Gp **b**

Lap	Elapsed Time	Lap Time	Lap Speed
1	2:03.352	2:03.352	61.288
2	3:55.912	1:52.560	67.164
3	5:49.992	1:54.080	66.269
4	7:45.431	1:55.439	65.489
5	9:40.689	1:55.258	65.592

7 76 Philip SHAW

Total Time **9:54.030** Avg Speed **63.633** Behind **36.750**
Best Time **1:57.245** Best Speed **64.480** On **2** Gp **a**

Lap	Elapsed Time	Lap Time	Lap Speed
1	2:03.121	2:03.121	61.403
2	4:00.366	1:57.245	64.480
3	5:57.735	1:57.369	64.412
4	7:56.072	1:58.337	63.885
5	9:54.030	1:57.958	64.091

8 79 Linton IRWIN

Total Time **9:56.719** Avg Speed **63.346** Behind **39.439**
Best Time **1:57.271** Best Speed **64.466** On **4** Gp **a**

Lap	Elapsed Time	Lap Time	Lap Speed
1	2:05.354	2:05.354	60.309
2	4:03.875	1:58.521	63.786
3	6:02.015	1:58.140	63.992
4	7:59.286	1:57.271	64.466
5	9:56.719	1:57.433	64.377


KDM HIRE COOKSTOWN 100

CLASSIC 250cc/350cc

Race 9 - Keylite Junior Classic

Saturday, 30 April 2016

DETAILED RESULT



Race Classification

9 63 Ian THOMPSON (R)

Total Time **9:59.042** Avg Speed **63.101** Behind **41.762**
Best Time **1:57.534** Best Speed **64.322** On **5** Gp **b**

Lap	Elapsed Time	Lap Time	Lap Speed
1	2:04.286	2:04.286	60.827
2	4:03.145	1:58.859	63.605
3	6:02.576	1:59.431	63.300
4	8:01.508	1:58.932	63.566
5	9:59.042	1:57.534	64.322

Race Classification

13 47 Davie BLACK

Total Time **10:35.714** Avg Speed **59.461** Behind **1:18.434**
Best Time **2:04.517** Best Speed **60.715** On **4** Gp **b**

Lap	Elapsed Time	Lap Time	Lap Speed
1	2:11.866	2:11.866	57.331
2	4:16.804	2:04.938	60.510
3	6:21.605	2:04.801	60.576
4	8:26.122	2:04.517	60.715
5	10:35.714	2:09.592	58.337

10 20 Gary HUTTON

Total Time **10:22.324** Avg Speed **60.740** Behind **1:05.044**
Best Time **2:03.384** Best Speed **61.272** On **2** Gp **b**

Lap	Elapsed Time	Lap Time	Lap Speed
1	2:06.144	2:06.144	59.932
2	4:09.528	2:03.384	61.272
3	6:12.948	2:03.420	61.254
4	8:18.299	2:05.351	60.311
5	10:22.324	2:04.025	60.955

14 43 Alex McVICKER

Total Time **10:39.522** Avg Speed **59.107** Behind **1:22.242**
Best Time **2:05.628** Best Speed **60.178** On **4** Gp **b**

Lap	Elapsed Time	Lap Time	Lap Speed
1	2:16.155	2:16.155	55.525
2	4:22.275	2:06.120	59.943
3	6:28.076	2:05.801	60.095
4	8:33.704	2:05.628	60.178
5	10:39.522	2:05.818	60.087

11 18 Thomas HOGG

Total Time **10:30.198** Avg Speed **59.981** Behind **1:12.918**
Best Time **2:03.525** Best Speed **61.202** On **2** Gp **b**

Lap	Elapsed Time	Lap Time	Lap Speed
1	2:13.923	2:13.923	56.450
2	4:17.448	2:03.525	61.202
3	6:21.902	2:04.454	60.745
4	8:26.446	2:04.544	60.701
5	10:30.198	2:03.752	61.090

15 57 David CRAWFORD

Total Time **8:57.014** Avg Speed **56.311** Behind **1 Lap**
Best Time **2:07.233** Best Speed **59.419** On **3** Gp **c**

Lap	Elapsed Time	Lap Time	Lap Speed
1	2:24.961	2:24.961	52.152
2	4:38.182	2:13.221	56.748
3	6:45.415	2:07.233	59.419
4	8:57.014	2:11.599	57.447

12 12 Richard FORD

Total Time **10:30.885** Avg Speed **59.916** Behind **1:13.605**
Best Time **2:02.994** Best Speed **61.466** On **2** Gp **b**

Lap	Elapsed Time	Lap Time	Lap Speed
1	2:09.944	2:09.944	58.179
2	4:12.938	2:02.994	61.466
3	6:18.504	2:05.566	60.207
4	8:22.999	2:04.495	60.725
5	10:30.885	2:07.886	59.115

16 30 Robert WRIGHT

Total Time **9:05.666** Avg Speed **55.419** Behind **1 Lap**
Best Time **2:13.480** Best Speed **56.638** On **3** Gp **c**

Lap	Elapsed Time	Lap Time	Lap Speed
1	2:23.755	2:23.755	52.589
2	4:37.520	2:13.765	56.517
3	6:51.000	2:13.480	56.638
4	9:05.666	2:14.666	56.139


KDM HIRE COOKSTOWN 100

CLASSIC 250cc/350cc

Race 9 - Keylite Junior Classic

Saturday, 30 April 2016

DETAILED RESULT



Race Classification

17 78 Ken PARKES

Total Time **9:36.535** Avg Speed **52.451** Behind **1 Lap**

Best Time **2:21.619** Best Speed **53.383** On **2** Gp **c**

Lap	Elapsed Time	Lap Time	Lap Speed
1	2:25.987	2:25.987	51.785
2	4:47.606	2:21.619	53.383
3	7:09.769	2:22.163	53.178
4	9:36.535	2:26.766	51.511

18 69 Allen GIBSON

Total Time **10:23.677** Avg Speed **48.487** Behind **1 Lap**

Best Time **2:31.498** Best Speed **49.902** On **2** Gp **c**

Lap	Elapsed Time	Lap Time	Lap Speed
1	2:40.321	2:40.321	47.155
2	5:11.819	2:31.498	49.902
3	7:51.598	2:39.779	47.315
4	10:23.677	2:32.079	49.711

19 34 Trevor STEWART

Total Time **10:48.114** Avg Speed **46.658** Behind **1 Lap**

Best Time **2:39.073** Best Speed **47.525** On **4** Gp **c**

Lap	Elapsed Time	Lap Time	Lap Speed
1	2:47.248	2:47.248	45.202
2	5:27.853	2:40.605	47.072
3	8:09.041	2:41.188	46.902
4	10:48.114	2:39.073	47.525

KDM HIRE COOKSTOWN 100

CLASSIC 250cc/350cc

Race 9 - Keylite Junior Classic

LAP CHART



1

No	Name	Gp	Time of Day	Lap Time
40	Barry DAVIDSON	a	15:01:06.151	1:55.503
24	George STINSON	a	15:01:09.886	1:59.238
2	Freddie STEWART	a	15:01:10.088	1:59.440
9	Sam KINKEAD	a	15:01:10.479	1:59.831
55	Jonathan DORAN	b	15:01:10.740	2:00.092
76	Philip SHAW	a	15:01:13.769	2:03.121
8	Allan BREW	b	15:01:14.000	2:03.352
63	Ian THOMPSON (R)	b	15:01:14.934	2:04.286
79	Linton IRWIN	a	15:01:16.002	2:05.354
20	Gary HUTTON	b	15:01:16.792	2:06.144
12	Richard FORD	b	15:01:20.592	2:09.944
47	Davie BLACK	b	15:01:22.514	2:11.866
18	Thomas HOGG	b	15:01:24.571	2:13.923
43	Alex McVICKER	b	15:01:26.803	2:16.155
30	Robert WRIGHT	c	15:01:34.403	2:23.755
57	David CRAWFORD	c	15:01:35.609	2:24.961
78	Ken PARKES	c	15:01:36.635	2:25.987
69	Allen GIBSON	c	15:01:50.969	2:40.321
34	Trevor STEWART	c	15:01:57.896	2:47.248

2

No	Name	Gp	Time of Day	Lap Time
40	Barry DAVIDSON	a	15:02:56.224	1:50.073
24	George STINSON	a	15:03:04.027	1:54.141
9	Sam KINKEAD	a	15:03:04.507	1:54.028
2	Freddie STEWART	a	15:03:04.976	1:54.888
55	Jonathan DORAN	b	15:03:05.430	1:54.690
8	Allan BREW	b	15:03:06.560	1:52.560
76	Philip SHAW	a	15:03:11.014	1:57.245
63	Ian THOMPSON (R)	b	15:03:13.793	1:58.859
79	Linton IRWIN	a	15:03:14.523	1:58.521
20	Gary HUTTON	b	15:03:20.176	2:03.384
12	Richard FORD	b	15:03:23.586	2:02.994
47	Davie BLACK	b	15:03:27.452	2:04.938
18	Thomas HOGG	b	15:03:28.096	2:03.525
43	Alex McVICKER	b	15:03:32.923	2:06.120
30	Robert WRIGHT	c	15:03:48.168	2:13.765
57	David CRAWFORD	c	15:03:48.830	2:13.221
78	Ken PARKES	c	15:03:58.254	2:21.619
69	Allen GIBSON	c	15:04:22.467	2:31.498
34	Trevor STEWART	c	15:04:38.501	2:40.605

3

No	Name	Gp	Time of Day	Lap Time
40	Barry DAVIDSON	a	15:04:46.160	1:49.936
24	George STINSON	a	15:04:59.933	1:55.906
55	Jonathan DORAN	b	15:05:00.176	1:54.746
9	Sam KINKEAD	a	15:05:00.265	1:55.758
8	Allan BREW	b	15:05:00.640	1:54.080
2	Freddie STEWART	a	15:05:00.689	1:55.713
76	Philip SHAW	a	15:05:08.383	1:57.369
79	Linton IRWIN	a	15:05:12.663	1:58.140
63	Ian THOMPSON (R)	b	15:05:13.224	1:59.431
20	Gary HUTTON	b	15:05:23.596	2:03.420
12	Richard FORD	b	15:05:29.152	2:05.566
47	Davie BLACK	b	15:05:32.253	2:04.801
18	Thomas HOGG	b	15:05:32.550	2:04.454
43	Alex McVICKER	b	15:05:38.724	2:05.801
57	David CRAWFORD	c	15:05:56.063	2:07.233
30	Robert WRIGHT	c	15:06:01.648	2:13.480
78	Ken PARKES	c	15:06:20.417	2:22.163
69	Allen GIBSON	c	15:07:02.246	2:39.779
34	Trevor STEWART	c	15:07:19.689	2:41.188

4

No	Name	Gp	Time of Day	Lap Time
40	Barry DAVIDSON	a	15:06:37.725	1:51.565
24	George STINSON	a	15:06:53.770	1:53.837
9	Sam KINKEAD	a	15:06:54.295	1:54.030
2	Freddie STEWART	a	15:06:54.621	1:53.932
55	Jonathan DORAN	b	15:06:55.792	1:55.616
8	Allan BREW	b	15:06:56.079	1:55.439
76	Philip SHAW	a	15:07:06.720	1:58.337
79	Linton IRWIN	a	15:07:09.934	1:57.271
63	Ian THOMPSON (R)	b	15:07:12.156	1:58.932
20	Gary HUTTON	b	15:07:28.947	2:05.351
12	Richard FORD	b	15:07:33.647	2:04.495
47	Davie BLACK	b	15:07:36.770	2:04.517
18	Thomas HOGG	b	15:07:37.094	2:04.544
43	Alex McVICKER	b	15:07:44.352	2:05.628
57	David CRAWFORD	c	15:08:07.662	2:11.599
30	Robert WRIGHT	c	15:08:16.314	2:14.666
78	Ken PARKES	c	15:08:47.183	2:26.766
69	Allen GIBSON	c	15:09:34.325	2:32.079
34	Trevor STEWART	c	15:09:58.762	2:39.073

5

No	Name	Gp	Time of Day	Lap Time
40	Barry DAVIDSON	a	15:08:27.928	1:50.203
24	George STINSON	a	15:08:47.279	1:53.509
9	Sam KINKEAD	a	15:08:48.876	1:54.581
2	Freddie STEWART	a	15:08:49.383	1:54.762
55	Jonathan DORAN	b	15:08:50.623	1:54.831
8	Allan BREW	b	15:08:51.337	1:55.258
76	Philip SHAW	a	15:09:04.678	1:57.958
79	Linton IRWIN	a	15:09:07.367	1:57.433
63	Ian THOMPSON (R)	b	15:09:09.690	1:57.534
20	Gary HUTTON	b	15:09:32.972	2:04.025
18	Thomas HOGG	b	15:09:40.846	2:03.752
12	Richard FORD	b	15:09:41.533	2:07.886
47	Davie BLACK	b	15:09:46.362	2:09.592
43	Alex McVICKER	b	15:09:50.170	2:05.818

ROAD RACE - IRISH CLASSIC 250cc

2016

Pos	No.	Name	Total	Diff	Gap	#1	#2	#3
						R1	R1	R1
1	76	Philip SHAW	75	0	0	25	25	25
2	87	Brian MATEER	40	35	35	20	20	x
3	43	Alex McVICKER	37	38	3	11	16	10
4	20	Gary HUTTON	36	39	1	16	x	20
5	47	Davie BLACK	34	41	2	10	13	11
6	18	Thomas HOGG	29	46	5	13	x	16
7	30	Robert WRIGHT	19	56	10	x	11	8
8	69	Allen GIBSON	16	59	3	x	10	6
9	12	Richard FORD	13	62	3	x	x	13
10	57	David CRAWFORD	9	66	4	x	x	9
11	78	Ken PARKES	7	68	2	x	x	7
12	34	Trevor STEWART	5	70	2	x	x	5

Event Legend

#1	01/04/2016	JFM HAULAGE MID-ANTRIM 150	#3	29/04/2016	KDM HIRE COOKSTOWN 100
#2	22/04/2016	AROUND A POUND TANDRAGEE 100			

ROAD RACE - IRISH CLASSIC 350cc

2016

Pos	No.	Name	Total	Diff	Gap	#1	#2	#3
						R1	R1	R1
1	40	Barry DAVIDSON	50	0	0	25	x	25
2	55	Jonathan DORAN	43	7	7	16	16	11
3	63	Ian THOMPSON (R)	34	16	9	13	13	8
4	2	Freddie STEWART	33	17	1	20	x	13
5	46	Mark JOHNSON	25	25	8	x	25	x
6	24	George STINSON	20	30	5	x	x	20
7	67	Herbie RONAN	20	30	0	x	20	x
8	79	Linton IRWIN	20	30	0	x	11	9
9	9	Sam KINKEAD	16	34	4	x	x	16
10	32	Stuart ROBINSON	11	39	5	11	x	x
11	8	Allan BREW	10	40	1	x	x	10
12	8	Richard MORTIMER	10	40	0	10	x	x

Event Legend

#1	01/04/2016	JFM HAULAGE MID-ANTRIM 150	#3	29/04/2016	KDM HIRE COOKSTOWN 100
#2	22/04/2016	AROUND A POUND TANDRAGEE 100			

ROAD RACE - ULSTER CLASSIC 250cc

2016

Pos	No.	Name	Total	Diff	Gap	#1	#2	#3
						R1	R1	R1
1	76	Philip SHAW	75	0	0	25	25	25
2	87	Brian MATEER	40	35	35	20	20	x
3	43	Alex McVICKER	37	38	3	11	16	10
4	20	Gary HUTTON	36	39	1	16	x	20
5	47	Davie BLACK	34	41	2	10	13	11
6	18	Thomas HOGG	29	46	5	13	x	16
7	30	Robert WRIGHT	19	56	10	x	11	8
8	69	Allen GIBSON	16	59	3	x	10	6
9	12	Richard FORD	13	62	3	x	x	13
10	57	David CRAWFORD	9	66	4	x	x	9
11	78	Ken PARKES	7	68	2	x	x	7
12	34	Trevor STEWART	5	70	2	x	x	5

Event Legend

#1	01/04/2016	JFM HAULAGE MID-ANTRIM 150	#3	29/04/2016	KDM HIRE COOKSTOWN 100
#2	22/04/2016	AROUND A POUND TANDRAGEE 100			

ROAD RACE - ULSTER CLASSIC 350cc

2016

Pos	No.	Name	Total	Diff	Gap	#1	#2	#3
						R1	R1	R1
1	40	Barry DAVIDSON	50	0	0	25	x	25
2	55	Jonathan DORAN	43	7	7	16	16	11
3	63	Ian THOMPSON (R)	34	16	9	13	13	8
4	2	Freddie STEWART	33	17	1	20	x	13
5	46	Mark JOHNSON	25	25	8	x	25	x
6	24	George STINSON	20	30	5	x	x	20
7	67	Herbie RONAN	20	30	0	x	20	x
8	79	Linton IRWIN	20	30	0	x	11	9
9	9	Sam KINKEAD	16	34	4	x	x	16
10	32	Stuart ROBINSON	11	39	5	11	x	x
11	8	Allan BREW	10	40	1	x	x	10
12	8	Richard MORTIMER	10	40	0	10	x	x

Event Legend

#1	01/04/2016	JFM HAULAGE MID-ANTRIM 150	#3	29/04/2016	KDM HIRE COOKSTOWN 100
#2	22/04/2016	AROUND A POUND TANDRAGEE 100			