



at **Bishops court**
Sunday 21st August 2016

promoted by
Bishops court Racing Circuit
www.bishops court.org

SUPERBIKE

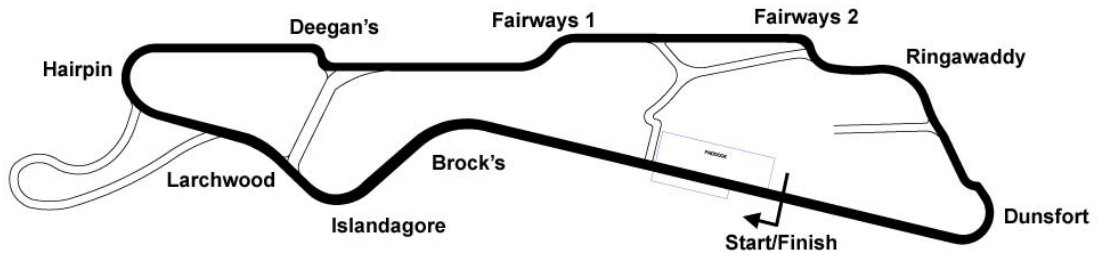
supported by Ballynahinch Motor Works



YOUNG RIDER OF THE YEAR AWARD SUPPORTED BY



Bishopscourt National Circuit 1.824 miles



LAP RECORDS

Class	Rider	Machine	m	s	mph	Date
125cc GP	Nigel Percy	Honda	1	13.913	88.840	21-10-07
Moto 3	Conor Parkhill	Honda 250	1	15.302	87.201	20-07-13
Moto 450	Sean O'Neill	KTM	1	19.211	82.898	16-10-10
Supersport 400	Kirk Dickey	Kawasaki	1	15.427	87.056	18-04-15
StockTwin (Production 650)	Aaron Armstrong	Suzuki 650	1	15.526	86.942	25-10-14
SuperTwin	Glenn Irwin	Kawasaki 650	1	11.293	92.104	25-10-14
Pre-Injection	Steven Titterington	Yamaha 600	1	11.917	91.305	19-09-15
Supersport	Glenn Irwin	Kawasaki	1	07.474	97.317	25-10-14
Supersport Cup (Masters)	Aaron Clifford	Kawasaki	1	10.209	93.526	16-04-16
Superbike	Danny Buchan	Kawasaki	1	06.035	99.438	24-10-15
Superbike Cup (Clubmans)	Richard Rea	Honda	1	10.095	93.679	13-06-09

MASTERS R11 & R12 - Bishopscourt Nat
Sorted on best lap time
SUPERBIKE CUP
Bishopscourt National 1.824 miles
Cup Qualifying
21/08/2016 10:15
Practice started at 10:04:39

Pos	Class	No.	Name	T	Machine	Sponsor	Best Tm	Diff	Gap	Best Speed	In Lap	Laps	2nd Best
1	SBKcup	25	Charles STUART		Suzuki	Parker Car Transport	1:13.090			89.840	12	12	1:13.514
2	SBKcup	3	Jonny HARVEY		Kawasaki	R A Reid Trailers	1:14.489	1.399	1.399	88.153	5	8	1:14.508
3	SBKcup	75	Barry SHEEHAN		Kawasaki		1:14.987	1.897	0.498	87.567	9	9	1:17.179
4	SBKcup	36	Wayne SHEEHAN		Suzuki		1:16.096	3.006	1.109	86.291	8	8	1:16.511
5	SBKcup	66	Cathal BERRILL		Kawasaki	Mongey Transport	1:17.252	4.162	1.156	85.000	8	11	1:17.310
6	SBKcup	192	Stephen SHORTT		Kawasaki		1:17.694	4.604	0.442	84.516	10	11	1:17.735
7	SBKcup	21	Mark MURPHY		Aprilia 1000	Mahon Garden Centre	1:19.109	6.019	1.415	83.004	11	11	1:19.305
8	SBKcup	99	Ashley McLERNON		BMW	McLernon Racing	1:19.984	6.894	0.875	82.096	11	11	1:20.893
9	SBKcup	62	Stephen McCORMAC		Suzuki		1:20.240	7.150	0.256	81.834	9	10	1:20.612
10	SBKcup	28	David HAMILTON		Kawasaki		1:20.732	7.642	0.492	81.336	10	11	1:20.828
11	SBKcup	65	Peter MAGOWAN		Honda 1000		1:20.934	7.844	0.202	81.133	8	8	1:21.380
12	SBKcup	10	George THOMPSON		Suzuki 750		1:22.298	9.208	1.364	79.788	10	11	1:22.332
13	SBKcup	78	Fred LAVERTY		Kawasaki		1:23.029	9.939	0.731	79.086	10	11	1:23.289
14	SBKcup	136	Matthew BYRNE		Suzuki		1:25.870	12.780	2.841	76.469	10	10	1:26.614
15	SBKcup	91	John SHEARER		BMW	Norma J's, Downpatrick	1:25.916	12.826	0.046	76.428	5	7	1:25.934
16	SBKcup	77	Nicole LYNCH		Honda 650	Medlar Racing	1:29.720	16.630	3.804	73.188	8	9	1:30.224
17	SBKcup	182	Roger CHEN		Suzuki		1:33.501	20.411	3.781	70.228	6	9	1:34.427

Announcements

No 21 - TRANSPONDER NOT DETECTED

Weather: Bright / Track: Dry

Promoted by Bishopscourt Racing Circuit

Orbits

Provisional result to be confirmed by the Stewards of the Meeting subject to the completion of technical inspections and the time limit for protests.

 MCUI (Ulster Centre) Timing @ www.elaps-timing.com

**Ride on
Delta
Seven**

MASTERS R11 & R12 - Bishopscourt Nat

SUPERBIKE CUP

Bishopscourt National 1.824 miles

Cup Qualifying

21/08/2016 10:15

Practice started at 10:04:39

Rank	Name	Time	Diff	Rank	Name	Time	Diff	Rank	Name	Time	Diff
(25) Charles STUART				3		1:19.427	+2.175	(62) Stephen McCORMAC			
1				4		1:19.818	+2.566	1			
2	1:20.834	+7.744		5		1:18.733	+1.481	2	1:27.935	+7.695	
3	1:18.691	+5.601		6		1:19.684	+2.432	3	1:24.926	+4.686	
4	1:16.922	+3.832		7		1:19.824	+2.572	4	1:25.140	+4.900	
5	1:19.340	+6.250		8		1:17.252		5	1:22.627	+2.387	
6	1:14.479	+1.389		9		1:17.310	+0.058	6	1:21.890	+1.650	
7	1:14.410	+1.320		10		1:18.822	+1.570	7	1:20.612	+0.372	
8	1:13.514	+0.424		11		1:43.420	+26.168	8	1:21.879	+1.639	
9	1:16.966	+3.876		(192) Stephen SHORTT				9	1:20.240		
10	1:20.381	+7.291		1				10	1:20.627	+0.387	
11	1:21.124	+8.034		2	1:24.850	+7.156		(28) David HAMILTON			
12	1:13.090			3	1:21.813	+4.119		1			
(3) Jonny HARVEY				4	1:18.838	+1.144		2	1:26.046	+5.314	
1				5	1:20.851	+3.157		3	1:22.903	+2.171	
2	1:20.963	+6.474		6	1:19.393	+1.699		4	1:21.718	+0.986	
3	1:19.109	+4.620		7	1:19.129	+1.435		5	1:22.121	+1.389	
4	1:15.164	+0.675		8	1:21.765	+4.071		6	1:21.370	+0.638	
5	1:14.489			9	1:21.900	+4.206		7	1:23.134	+2.402	
6	4:00.193	+2.45.704		10	1:17.694			8	1:22.900	+2.168	
7	1:14.995	+0.506		11	1:17.735	+0.041		9	1:39.997	+19.265	
8	1:14.508	+0.019		(21) Mark MURPHY				10	1:20.732		
(75) Barry SHEEHAN				1				11	1:20.828	+0.096	
1				2	1:24.998	+5.889		(65) Peter MAGOWAN			
2	1:22.132	+7.145		3	1:22.762	+3.653		1			
3	1:21.822	+6.835		4	1:20.766	+1.657		2	1:24.884	+3.950	
4	1:18.781	+3.794		5	1:21.917	+2.808		3	1:22.904	+1.970	
5	1:17.737	+2.750		6	1:20.506	+1.397		4	1:23.859	+2.925	
6	1:26.830	+11.843		7	1:19.633	+0.524		5	1:21.380	+0.446	
7	1:18.573	+3.586		8	1:19.305	+0.196		6	1:33.158	+12.224	
8	1:17.179	+2.192		9	1:21.432	+2.323		7	1:32.722	+11.788	
9	1:14.987			10	1:25.797	+6.688		8	1:20.934		
(36) Wayne SHEEHAN				11	1:19.109			(91) John SHEARER			
1				(99) Ashley McLERNON				1			
2	1:19.936	+3.840		1				2	1:28.382	+2.466	
3	1:18.546	+2.450		2	1:23.344	+3.360		3	1:26.449	+0.533	
4	1:18.901	+2.805		3	1:22.373	+2.389		4	1:25.934	+0.018	
5	1:17.022	+0.926		4	1:21.065	+1.081		5	1:25.916		
6	1:17.073	+0.977		5	1:20.893	+0.909		6	1:26.114	+0.198	
7	1:16.511	+0.415		6	1:22.344	+2.360		7	1:26.288	+0.372	
8	1:16.096			7	1:21.885	+1.901		(77) Nicole LYNCH			
(66) Cathal BERRILL				8	1:21.612	+1.628		1			
1				9	1:21.364	+1.380		2	1:30.835	+1.115	
2	1:21.247	+3.995		10	1:21.178	+1.194		3	1:30.224	+0.504	
				11	1:19.984			4	1:33.428	+3.708	
								5	1:31.808	+2.088	
								6	1:32.091	+2.371	
								7	1:30.353	+0.633	
								8	1:29.720		
								9	1:30.274	+0.554	
								(182) Roger CHEN			
								1			
								2	1:38.675	+5.174	
								3	1:38.140	+4.639	
								4	1:36.518	+3.017	
								(78) Fred LAVERTY			

Promoted by Bishopscourt Racing Circuit

Orbits

Provisional result to be confirmed by the Stewards of the Meeting subject to the completion of technical inspections and the time limit for protests.

MCUI (Ulster Centre) Timing @ www.elaps-timing.com

Ride on
Delta
Seven

MASTERS R11 & R12 - Bishopscourt Nat

SUPERBIKE CUP

Bishopscourt National 1.824 miles

Cup Qualifying

21/08/2016 10:15

Practice started at 10:04:39

5	1:37.345	+3.844
6	1:33.501	
7	1:34.621	+1.120
8	1:34.427	+0.926
9	1:35.064	+1.563

MASTERS R11 & R12 - Bishopscourt Nat
Sorted on best lap time
SUPERBIKE
Bishopscourt National 1.824 miles
Pro Qualifying
21/08/2016 10:35
Practice started at 10:23:08

Pos	Class	No.	Name	T	Machine	Sponsor	Best Tm	Diff	Gap	Best Speed	In Lap	Laps	2nd Best
1	SBK	11	Nico MAWHINNEY		Kawasaki	Team Polaris	1:09.382			94.641	9	10	1:09.651
2	SBK	67	Robert ENGLISH		Yamaha	IFS Global Logistics	1:09.870	0.488	0.488	93.980	9	10	1:10.074
3	SBK	65	Nikki COATES		Kawasaki	Kingsbury Packaging	1:09.879	0.497	0.009	93.968	11	11	1:10.104
4	SBK	4	Gerard KINGHAN		Kawasaki	Kinghan Racing	1:10.188	0.806	0.309	93.554	12	12	1:10.282
5	SBK	85	Philip McNALLY		Kawasaki	McNally Racing	1:10.549	1.167	0.361	93.076	12	12	1:10.599
6	SBK	7	Peter MOLONEY		BMW	Papa Racing	1:10.551	1.169	0.002	93.073	12	12	1:10.765
7	SBK	47	Alistair KIRK		Kawasaki	AKR / McCurry Motorsport	1:10.684	1.302	0.133	92.898	12	12	1:10.717
8	SBK	57	Cody NALLY		Kawasaki	Nally Racing	1:11.133	1.751	0.449	92.312	10	10	1:11.619
9	SBK	50	Mark GLASGOW		Kawasaki		1:11.442	2.060	0.309	91.912	12	12	1:11.541
10	SBK	17	Jamie PATTERSON (H)		BMW		1:12.420	3.038	0.978	90.671	7	9	1:12.840
11	SBK	152	Mark O'BYRNE		Kawasaki		1:14.190	4.808	1.770	88.508	9	10	1:15.244
12	SBK	44	Forest DUNN		Kawasaki	Forest Dunn Racing	1:15.242	5.860	1.052	87.270	9	9	1:16.381
13	SBK	28	Paul GARTLAND		Kawasaki	North West Gas / Rod Lee	1:15.609	6.227	0.367	86.847	6	8	1:16.169
14	SBK	130	Curtis McLERNON		Honda	McLernon Racing	1:18.003	8.621	2.394	84.181	4	8	1:18.057

Announcements

Weather: Bright / Track: Dry

Promoted by Bishopscourt Racing Circuit

Orbits

Provisional result to be confirmed by the Stewards of the Meeting subject to the completion of technical inspections and the time limit for protests.

 MCUI (Ulster Centre) Timing @ www.elaps-timing.com

**Ride on
Delta
Seven**

MASTERS R11 & R12 - Bishopscourt Nat

SUPERBIKE

Bishopscourt National 1.824 miles

Pro Qualifying

21/08/2016 10:35

Practice started at 10:23:08

Rank	Name	Time	Delta	Rank	Name	Time	Delta	Rank	Name	Time	Delta
(11) Nico MAWHINNEY				11		1:10.282	+0.094	4		1:13.184	+2.051
1				12		1:10.188		5		1:16.463	+5.330
2	1:12.957	+3.575		(85) Philip McNALLY				6		3:47.648	+2:36.515
3	3:47.204	+2:37.822		1				7		1:11.870	+0.737
4	1:10.563	+1.181		2	1:15.208	+4.659		8		1:11.619	+0.486
5	1:09.943	+0.561		3	1:15.264	+4.715		9		1:18.821	+7.688
6	1:10.060	+0.678		4	1:12.910	+2.361		10		1:11.133	
7	1:10.392	+1.010		5	1:13.017	+2.468		(50) Mark GLASGOW			
8	1:10.208	+0.826		6	1:10.863	+0.314		1			
9	1:09.382			7	1:12.180	+1.631		2	1:15.976	+4.534	
10	1:09.651	+0.269		8	1:11.180	+0.631		3	1:14.678	+3.236	
(67) Robert ENGLISH				9	1:10.880	+0.331		4	1:13.617	+2.175	
1				10	1:10.599	+0.050		5	1:12.973	+1.531	
2	1:13.444	+3.574		11	1:17.130	+6.581		6	1:11.760	+0.318	
3	1:11.407	+1.537		12	1:10.549			7	1:11.541	+0.099	
4	1:13.770	+3.900		(7) Peter MOLONEY				8	1:12.661	+1.219	
5	1:10.714	+0.844		1				9	1:11.804	+0.362	
6	1:16.443	+6.573		2	1:15.775	+5.224		10	1:11.780	+0.338	
7	3:53.247	+2:43.377		3	1:14.334	+3.783		11	1:12.844	+1.402	
8	1:10.516	+0.646		4	1:13.135	+2.584		12	1:11.442		
9	1:09.870			5	1:12.768	+2.217		(17) Jamie PATTERSON (H)			
10	1:10.074	+0.204		6	1:12.451	+1.900		1			
(65) Nikki COATES				7	1:11.745	+1.194		2	1:17.932	+5.512	
1				8	1:11.592	+1.041		3	1:15.192	+2.772	
2	1:15.042	+5.163		9	1:11.425	+0.874		4	1:14.263	+1.843	
3	1:12.862	+2.983		10	1:10.765	+0.214		5	1:12.840	+0.420	
4	1:13.175	+3.296		11	1:10.803	+0.252		6	1:14.951	+2.531	
5	1:11.869	+1.990		12	1:10.551			7	1:12.420		
6	1:11.190	+1.311		(47) Alistair KIRK				8	1:15.841	+3.421	
7	1:11.074	+1.195		1				9	1:18.784	+6.364	
8	1:10.886	+1.007		2	1:14.708	+4.024		(152) Mark O'BYRNE			
9	1:10.104	+0.225		3	1:14.951	+4.267		1			
10	1:10.322	+0.443		4	1:12.932	+2.248		2	1:25.269	+11.079	
11	1:09.879			5	1:12.446	+1.762		3	1:21.052	+6.862	
(4) Gerard KINGHAN				6	1:11.341	+0.657		4	1:17.953	+3.763	
1				7	1:11.811	+1.127		5	1:16.396	+2.206	
2	1:16.015	+5.827		8	1:11.714	+1.030		6	1:16.069	+1.879	
3	1:11.890	+1.702		9	1:12.086	+1.402		7	1:15.244	+1.054	
4	1:11.753	+1.565		10	1:10.792	+0.108		8	1:15.455	+1.265	
5	1:12.303	+2.115		11	1:10.717	+0.033		9	1:14.190		
6	1:10.991	+0.803		12	1:10.684			10	3:07.117	+1:52.927	
7	1:11.508	+1.320		(57) Cody NALLY				(44) Forest DUNN			
8	1:10.482	+0.294		1				1			
9	1:10.758	+0.570		2	1:16.615	+5.482		2	1:23.358	+8.116	
10	1:11.903	+1.715		3	1:15.167	+4.034		3	1:19.908	+4.666	

Promoted by Bishopscourt Racing Circuit

Orbits

Provisional result to be confirmed by the Stewards of the Meeting subject to the completion of technical inspections and the time limit for protests.

MCUI (Ulster Centre) Timing @ www.elaps-timing.com



Ride on
Delta
Seven

MASTERS R11 & R12 - Bishopscourt Nat
SUPERBIKE
Bishopscourt National 1.824 miles
SUPERBIKE COMBINED QUALIFYING

Pos	Class	No.	Name	T	Machine	Sponsor	Overall BestTm	Diff	Gap	R1. Best Tm	R2. Best Tm	2nd Overall Time
1	SBK	11	Nico MAWHINNEY		Kawasaki	Team Polaris	1:09.382				1:09.382	1:09.651
2	SBK	67	Robert ENGLISH		Yamaha	IFS Global Logistics	1:09.870	0.488	0.488		1:09.870	1:10.074
3	SBK	65	Nikki COATES		Kawasaki	Kingsbury Packaging	1:09.879	0.497	0.009		1:09.879	1:10.104
4	SBK	4	Gerard KINGHAN		Kawasaki	Kinghan Racing	1:10.188	0.806	0.309		1:10.188	1:10.282
5	SBK	85	Philip McNALLY		Kawasaki	McNally Racing	1:10.549	1.167	0.361		1:10.549	1:10.599
6	SBK	7	Peter MOLONEY		BMW	Papa Racing	1:10.551	1.169	0.002		1:10.551	1:10.765
7	SBK	47	Alistair KIRK		Kawasaki	AKR / McCurry Motorsport	1:10.684	1.302	0.133		1:10.684	1:10.717
8	SBK	57	Cody NALLY		Kawasaki	Nally Racing	1:11.133	1.751	0.449		1:11.133	1:11.619
9	SBK	50	Mark GLASGOW		Kawasaki		1:11.442	2.060	0.309		1:11.442	1:11.541
10	SBK	17	Jamie PATTERSON (H)		BMW		1:12.420	3.038	0.978		1:12.420	1:12.840
11	SBKcup	25	Charles STUART		Suzuki	Parker Car Transport	1:13.090	3.708	0.670	1:13.090		1:13.514
12	SBK	152	Mark O'BYRNE		Kawasaki		1:14.190	4.808	1.100		1:14.190	1:15.244
13	SBKcup	3	Jonny HARVEY		Kawasaki	R A Reid Trailers	1:14.489	5.107	0.299	1:14.489		1:14.508
14	SBKcup	75	Barry SHEEHAN		Kawasaki		1:14.987	5.605	0.498	1:14.987		1:17.179
15	SBK	44	Forest DUNN		Kawasaki	Forest Dunn Racing	1:15.242	5.860	0.255		1:15.242	1:16.381
16	SBK	28	Paul GARTLAND		Kawasaki	North West Gas / Rod Lee	1:15.609	6.227	0.367		1:15.609	1:16.169
17	SBKcup	36	Wayne SHEEHAN		Suzuki		1:16.096	6.714	0.487	1:16.096		1:16.511
18	SBKcup	66	Cathal BERRILL		Kawasaki	Mongey Transport	1:17.252	7.870	1.156	1:17.252		1:17.310
19	SBKcup	192	Stephen SHORTT		Kawasaki		1:17.694	8.312	0.442	1:17.694		1:17.735
20	SBK	130	Curtis McLERNON		Honda	McLernon Racing	1:18.003	8.621	0.309		1:18.003	1:18.057
21	SBKcup	21	Mark MURPHY		Aprilia 1000	Mahon Garden Centre	1:19.109	9.727	1.106	1:19.109		1:19.305
22	SBKcup	99	Ashley McLERNON		BMW	McLernon Racing	1:19.984	10.602	0.875	1:19.984		1:20.893
23	SBKcup	62	Stephen McCORMAC		Suzuki		1:20.240	10.858	0.256	1:20.240		1:20.612
24	SBKcup	28	David HAMILTON		Kawasaki		1:20.732	11.350	0.492	1:20.732		1:20.828
25	SBKcup	65	Peter MAGOWAN		Honda 1000		1:20.934	11.552	0.202	1:20.934		1:21.380
26	SBKcup	10	George THOMPSON		Suzuki 750		1:22.298	12.916	1.364	1:22.298		1:22.332
27	SBKcup	78	Fred LAVERTY		Kawasaki		1:23.029	13.647	0.731	1:23.029		1:23.289
28	SBKcup	136	Matthew BYRNE		Suzuki		1:25.870	16.488	2.841	1:25.870		1:26.614
29	SBKcup	91	John SHEARER		BMW	Norma J's, Downpatrick	1:25.916	16.534	0.046	1:25.916		1:25.934
30	SBKcup	77	Nicole LYNCH		Honda 650	Medlar Racing	1:29.720	20.338	3.804	1:29.720		1:30.224
31	SBKcup	182	Roger CHEN		Suzuki		1:33.501	24.119	3.781	1:33.501		1:34.427

Pos 1-20 to Pro race, pos 21-31 to B race

Announcements

No 21 - TRANSPONDER NOT DETECTED

Short Name

R1. SUPERBIKE CUP - Cup Qualifying
 R2. SUPERBIKE - Pro Qualifying

Short Name

Promoted by Bishopscourt Racing Circuit

Orbits

Provisional result to be confirmed by the Stewards of the Meeting subject to the completion of technical inspections and the time limit for protests.

MCUI (Ulster Centre) Timing @ www.elaps-timing.com



**Ride on
Delta
Seven**

MASTERS R11 & R12 - Bishopscourt Nat

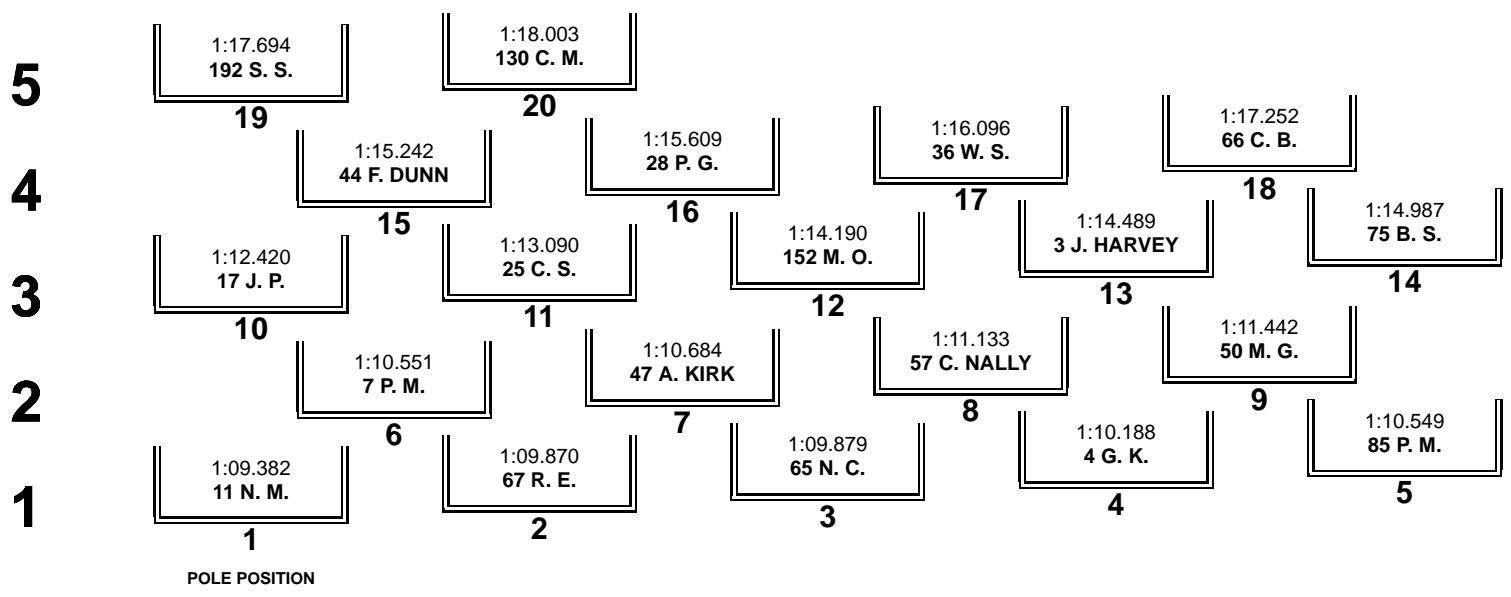
SUPERBIKE

Bishopscourt National 1.824 miles

R3: Race One supported by Ballynahinch Motor Works

21/08/2016 13:30

Race (9 Laps)



Promoted by Bishopscourt Racing Circuit

Orbits

Provisional result to be confirmed by the Stewards of the Meeting subject to the completion of technical inspections and the time limit for protests.

MCUI (Ulster Centre) Timing @ www.elaps-timing.com



**Ride on
Delta
Seven**

MASTERS R11 & R12 - Bishopscourt Nat
Sorted on Laps
SUPERBIKE
Bishopscourt National 1.824 miles
R3: Race One supported by Ballynahinch Motor Works
21/08/2016 13:30
Race (9 Laps) started at 13:09:22

Pos	Class	No.	Name	T	Machine	Sponsor	Laps	Total Tm	Diff	Gap	Avg. Speed	Best Tm	Best Speed	In Lap
1	SBK	67	Robert ENGLISH		Yamaha	IFS Global Logistics	9	10:27.304			94.209	1:08.201	96.280	5
2	SBK	4	Gerard KINGHAN		Kawasaki	Kinghan Racing	9	10:27.917	0.613	0.613	94.117	1:08.664	95.631	9
3	SBK	11	Nico MAWHINNEY		Kawasaki	Team Polaris	9	10:28.068	0.764	0.151	94.094	1:08.439	95.945	5
4	SBK	50	Mark GLASGOW		Kawasaki		9	10:32.735	5.431	4.667	93.400	1:08.931	95.260	5
5	SBK	47	Alistair KIRK		Kawasaki	AKR / McCurry Motorsport	9	10:35.651	8.347	2.916	92.972	1:09.468	94.524	4
6	SBK	7	Peter MOLONEY		BMW	Papa Racing	9	10:35.911	8.607	0.260	92.934	1:09.287	94.771	2
7	SBK	85	Philip McNALLY		Kawasaki	McNally Racing	9	10:41.949	14.645	6.038	92.060	1:09.760	94.128	8
8	SBK	17	Jamie PATTERSON (H)		BMW		9	10:44.644	17.340	2.695	91.675	1:09.908	93.929	4
9	SBKcup	25	Charles STUART		Suzuki	Parker Car Transport	9	10:46.063	18.759	1.419	91.473	1:10.462	93.191	8
10	SBK	65	Nikki COATES		Kawasaki	Kingsbury Packaging	9	10:47.236	19.932	1.173	91.308	1:08.370	96.042	5
11	SBKcup	3	Jonny HARVEY		Kawasaki		9	10:52.584	25.280	5.348	90.559	1:11.003	92.481	4
12	SBKcup	66	Cathal BERRILL		Kawasaki	Mongey Transport	9	10:58.691	31.387	6.107	89.720	1:11.789	91.468	3
13	SBK	44	Forest DUNN		Kawasaki	Forest Dunn Racing	9	11:08.309	41.005	9.618	88.429	1:12.723	90.293	8
14	SBKcup	75	Barry SHEEHAN		Kawasaki		9	11:19.808	52.504	11.499	86.933	1:13.104	89.823	3
15	SBKcup	192	Stephen SHORTT		Kawasaki		9	11:23.793	56.489	3.985	86.426	1:14.029	88.700	3
16	SBK	130	Curtis McLERNON		Honda	McLernon Racing	9	11:24.086	56.782	0.293	86.389	1:14.437	88.214	4
Not classified														
DNF	SBK	57	Cody NALLY		Kawasaki	Nally Racing	5	5:55.668	DNF		92.311	1:09.407	94.607	4
DNF	SBK	152	Mark O'BYRNE		Kawasaki		1	1:22.133	DNF		79.948	1:22.133	79.948	1
DNF	SBKcup	36	Wayne SHEEHAN		Suzuki		1	1:22.326	DNF		79.761	1:22.326	79.761	1
DNF	SBK	28	Paul GARTLAND		Kawasaki	North West Gas / Rod Lee		0.000	DNF		-	-	-	0

Announcements

No 65 - FALSE START PENALTY +20 seconds

Weather: Sunny / Track: Dry

Margin of Victory	Avg. Speed	Best Lap Tm	Best Speed	Best Lap by
0.613	94.209	1:08.201	96.280	67 - Robert ENGLISH

Promoted by Bishopscourt Racing Circuit

Orbits

Provisional result to be confirmed by the Stewards of the Meeting subject to the completion of technical inspections and the time limit for protests.

 MCUI (Ulster Centre) Timing @ www.elaps-timing.com

**Ride on
Delta
Seven**

MASTERS R11 & R12 - Bishopscourt Nat
SUPERBIKE
Bishopscourt National 1.824 miles
R3: Race One supported by Ballynahinch Motor Works
21/08/2016 13:30
Race (9 Laps) started at 13:09:22

Pos	Name	Time	Diff	Pos	Name	Time	Diff	Pos	Name	Time	Diff	
	(67) Robert ENGLISH			4	1:09.468			9	1:10.538	+0.076	3	1:13.104
1	1:16.543	+8.342		5	1:09.967	+0.499		3	1:13.778	+0.674	4	1:13.778
2	1:08.822	+0.621		6	1:09.962	+0.494		4	1:14.617	+1.513	5	1:14.617
3	1:08.749	+0.548		7	1:10.037	+0.569		6	1:14.927	+1.823	6	1:14.927
4	1:09.398	+1.197		8	1:10.041	+0.573		7	1:15.823	+2.719	7	1:15.823
5	1:08.201			9	1:10.119	+0.651		8	1:14.649	+1.545	8	1:14.649
6	1:08.422	+0.221			(7) Peter MOLONEY			9	1:15.088	+1.984	9	1:15.088
7	1:08.866	+0.665		1	1:17.838	+8.551			(65) Nikki COATES			
8	1:08.796	+0.595		2	1:09.287			1	1:16.362	+7.992		
9	1:09.507	+1.306		3	1:09.578	+0.291		2	1:08.833	+0.463		
	(4) Gerard KINGHAN			4	1:09.379	+0.092		3	1:08.778	+0.408		
1	1:15.604	+6.940		5	1:09.730	+0.443		4	1:08.980	+0.610		
2	1:08.700	+0.036		6	1:09.821	+0.534		5	1:08.370			
3	1:09.515	+0.851		7	1:10.116	+0.829		6	1:08.669	+0.299		
4	1:09.529	+0.865		8	1:10.303	+0.743		7	1:08.659	+0.289		
5	1:09.000	+0.336		9	1:10.132	+0.845		8	1:09.006	+0.636		
6	1:08.729	+0.065			(85) Philip McNALLY			9	1:09.579	+1.209		
7	1:09.225	+0.561		1	1:18.065	+8.305			(3) Jonny HARVEY			
8	1:08.951	+0.287		2	1:10.052	+0.292		1	1:19.700	+8.697		
9	1:08.664			3	1:10.413	+0.653		2	1:12.219	+1.216		
	(11) Nico MAWHINNEY			4	1:10.462	+0.702		3	1:11.350	+0.347		
1	1:16.490	+8.051		5	1:10.910	+1.150		4	1:11.003			
2	1:09.343	+0.904		6	1:10.860	+1.100		5	1:11.351	+0.348		
3	1:09.362	+0.923		7	1:10.453	+0.693		6	1:11.235	+0.232		
4	1:08.814	+0.375		8	1:09.760			7	1:11.862	+0.859		
5	1:08.439			9	1:10.974	+1.214		8	1:12.040	+1.037		
6	1:08.826	+0.387			(17) Jamie PATTERSON (H)			9	1:11.824	+0.821		
7	1:08.672	+0.233		1	1:19.777	+9.869			(66) Cathal BERRILL			
8	1:09.438	+0.999		2	1:10.454	+0.546		1	1:20.598	+8.809		
9	1:08.684	+0.245		3	1:11.376	+1.468		2	1:11.975	+0.186		
	(50) Mark GLASGOW			4	1:09.908			3	1:11.789			
1	1:15.963	+7.032		5	1:10.749	+0.841		4	1:11.942	+0.153		
2	1:09.067	+0.136		6	1:10.594	+0.686		5	1:11.895	+0.106		
3	1:09.861	+0.930		7	1:10.515	+0.607		6	1:12.476	+0.687		
4	1:09.645	+0.714		8	1:10.664	+0.756		7	1:13.113	+1.324		
5	1:08.931			9	1:10.607	+0.699		8	1:12.041	+0.252		
6	1:09.570	+0.639			(25) Charles STUART			9	1:12.862	+1.073		
7	1:09.877	+0.946		1	1:19.008	+8.546			(44) Forest DUNN			
8	1:09.851	+0.920		2	1:11.047	+0.585		1	1:21.610	+8.887		
9	1:09.970	+1.039		3	1:11.452	+0.990		2	1:13.942	+1.219		
	(47) Alistair KIRK			4	1:10.935	+0.473		3	1:13.668	+0.945		
1	1:16.916	+7.448		5	1:10.903	+0.441		4	1:13.745	+1.022		
2	1:09.535	+0.067		6	1:10.899	+0.437		5	1:13.200	+0.477		
3	1:09.606	+0.138		7	1:10.819	+0.357		6	1:12.860	+0.137		
	(75) Barry SHEEHAN			8	1:10.462			7	1:13.522	+0.799		
1	1:22.789	+9.685			(57) Cody NALLY			8	1:12.723			
2	1:15.033	+1.929		1	1:17.336	+7.929		9	1:14.896	+0.459		
	(152) Mark O'BYRNE			2	1:09.569	+0.162			(130) Curtis McLERNON			
1	1:22.133			3	1:09.636	+0.229		1	1:23.093	+8.656		
	(36) Wayne SHEEHAN			4	1:09.407			2	1:16.312	+1.875		
1	1:22.326			5	1:09.720	+0.313		3	1:15.235	+0.798		

Promoted by Bishopscourt Racing Circuit

Orbits

Provisional result to be confirmed by the Stewards of the Meeting subject to the completion of technical inspections and the time limit for protests.

 MCUI (Ulster Centre) Timing @ www.elaps-timing.com

**Ride on
Delta
Seven**

MASTERS R11 & R12 - Bishopscourt Nat

SUPERBIKE


Bishopscourt National 1.824 miles

R9: Race Two supported by Ballynahinch Motor Works

21/08/2016 15:40

Race (9 Laps)

5	1:22.326 36 W. S. 19	28 P. G. 20	1:14.029 192 S. S. 16	1:14.437 130 C. M. 17	1:22.133 152 M. O. 18
4	1:13.104 75 B. S. 15	1:10.462 25 C. S. 11	1:11.003 3 J. HARVEY 12	1:11.789 66 C. B. 13	1:12.723 44 F. DUNN 14
3	1:09.908 17 J. P. 10	1:09.287 7 P. M. 6	1:09.407 57 C. NALLY 7	1:09.468 47 A. KIRK 8	1:09.760 85 P. M. 9
2	1:08.201 67 R. E. 1	1:08.370 65 N. C. 2	1:08.439 11 N. M. 3	1:08.664 4 G. K. 4	1:08.931 50 M. G. 5
1	POLE POSITION				



Promoted by Bishopscourt Racing Circuit

Orbits

Provisional result to be confirmed by the Stewards of the Meeting subject to the completion of technical inspections and the time limit for protests.

MCUI (Ulster Centre) Timing @ www.elaps-timing.com



**Ride on
Delta
Seven**

MASTERS R11 & R12 - Bishopscourt Nat
Sorted on Laps
SUPERBIKE
Bishopscourt National 1.824 miles
R9: Race Two supported by Ballynahinch Motor Works
21/08/2016 15:40
Race (9 Laps) started at 15:21:30

Pos	Class	No.	Name	T	Machine	Sponsor	Laps	Total Tm	Diff	Gap	Avg. Speed	Best Tm	Best Speed	In Lap
1	SBK	65	Nikki COATES		Kawasaki	Kingsbury Packaging	9	10:27.165			94.230	1:08.352	96.067	7
2	SBK	4	Gerard KINGHAN		Kawasaki	Kinghan Racing	9	10:28.532	1.367	1.367	94.025	1:08.709	95.568	5
3	SBK	67	Robert ENGLISH		Yamaha	IFS Global Logistics	9	10:28.963	1.798	0.431	93.960	1:08.495	95.867	5
4	SBK	11	Nico MAWHINNEY		Kawasaki	Team Polaris	9	10:29.843	2.678	0.880	93.829	1:08.625	95.685	5
5	SBK	7	Peter MOLONEY		BMW	Papa Racing	9	10:34.208	7.043	4.365	93.183	1:09.074	95.063	7
6	SBK	50	Mark GLASGOW		Kawasaki		9	10:36.343	9.178	2.135	92.871	1:09.415	94.596	4
7	SBKcup	25	Charles STUART		Suzuki	Parker Car Transport	9	10:43.648	16.483	7.305	91.817	1:10.066	93.717	5
8	SBK	85	Philip McNALLY		Kawasaki	McNally Racing	9	10:44.647	17.482	0.999	91.674	1:10.067	93.716	7
9	SBKcup	66	Cathal BERRILL		Kawasaki	Mongey Transport	9	10:52.670	25.505	8.023	90.547	1:11.310	92.082	3
10	SBKcup	3	Jonny HARVEY		Kawasaki		9	10:53.341	26.176	0.671	90.454	1:11.006	92.477	2
11	SBK	17	Jamie PATTERSON (H)		BMW		9	10:56.924	29.759	3.583	89.961	1:10.894	92.623	3
12	SBK	44	Forest DUNN		Kawasaki	Forest Dunn Racing	9	11:05.219	38.054	8.295	88.839	1:12.673	90.355	8
13	SBKcup	36	Wayne SHEEHAN		Kawasaki		9	11:19.694	52.529	14.475	86.947	1:13.614	89.200	8
14	SBK	28	Paul GARTLAND		Kawasaki	North West Gas / Rod Lee	9	11:20.397	53.232	0.703	86.858	1:14.031	88.698	6
15	SBK	152	Mark O'BYRNE		Kawasaki		9	11:26.487	59.322	6.090	86.087	1:12.929	90.038	8
16	SBKcup	192	Stephen SHORTT		Kawasaki		9	11:28.611	1:01.446	2.124	85.821	1:14.494	88.147	5
17	SBK	130	Curtis McLERNON		Honda	McLernon Racing	8	10:31.823	1 Lap	1 Lap	83.142	1:15.078	87.461	4
Not classified														
DNF	SBK	57	Cody NALLY		Kawasaki	Nally Racing	5	5:55.951	DNF		92.237	1:09.558	94.402	5
DNF	SBK	47	Alistair KIRK		Kawasaki	AKR / McCurry Motorsport		0.000	DNF		-	-	-	0
DNS	SBKcup	75	Barry SHEEHAN		Kawasaki			0.000	DNS		-	-	-	0

Announcements

New Track Record (1:10.066) for SBKcup by Charles STUART.

Weather: Bright / Track: Dry

Margin of Victory	Avg. Speed	Best Lap Tm	Best Speed	Best Lap by
1.367	94.230	1:08.352	96.067	65 - Nikki COATES

Promoted by Bishopscourt Racing Circuit

Orbits

Provisional result to be confirmed by the Stewards of the Meeting subject to the completion of technical inspections and the time limit for protests.

 MCUI (Ulster Centre) Timing @ www.elaps-timing.com

**Ride on
Delta
Seven**

MASTERS R11 & R12 - Bishopscourt Nat

SUPERBIKE

Bishopscourt National 1.824 miles

R9: Race Two supported by Ballynahinch Motor Works

21/08/2016 15:40

Race (9 Laps) started at 15:21:30

			4	1:09.292	+0.218	9	1:11.508	+0.198	3	1:15.038	+1.007
			5	1:09.256	+0.182				4	1:14.296	+0.265
			6	1:09.318	+0.244				5	1:14.839	+0.808
(65) Nikki COATES			7	1:09.074		(3) Jonny HARVEY			6	1:14.031	
1	1:15.676	+7.324	8	1:10.205	+1.131	1	1:19.722	+8.716	7	1:14.144	+0.113
2	1:09.510	+1.158	9	1:10.345	+1.271	2	1:11.006		8	1:14.493	+0.462
3	1:09.192	+0.840				3	1:11.795	+0.789	9	1:16.002	+1.971
4	1:08.609	+0.257				4	1:11.836	+0.830			
5	1:08.997	+0.645				5	1:11.726	+0.720			
6	1:08.672	+0.320	(50) Mark GLASGOW			6	1:12.017	+1.011	(152) Mark O'BYRNE		
7	1:08.352		1	1:15.930	+6.515	7	1:11.333	+0.327	1	1:21.146	+8.217
8	1:08.941	+0.589	2	1:10.169	+0.754	8	1:11.461	+0.455	2	1:19.985	+7.056
9	1:09.216	+0.864	3	1:10.270	+0.855	9	1:12.445	+1.439	3	1:22.054	+9.125
			4	1:09.415					4	1:15.098	+2.169
(4) Gerard KINGHAN			5	1:10.010	+0.595	(17) Jamie PATTERSON (H)			5	1:14.227	+1.298
1	1:16.392	+7.683	6	1:09.971	+0.556	1	1:23.331	+12.437	6	1:13.802	+0.873
2	1:09.921	+1.212	7	1:10.124	+0.709	2	1:14.228	+3.334	7	1:13.636	+0.707
3	1:09.108	+0.399	8	1:09.802	+0.387	3	1:10.894		8	1:12.929	
4	1:08.718	+0.009	9	1:10.652	+1.237	4	1:11.896	+1.002	9	1:13.610	+0.681
5	1:08.709		(25) Charles STUART			5	1:11.574	+0.680	(192) Stephen SHORTT		
6	1:08.782	+0.073	1	1:18.980	+8.914	6	1:11.237	+0.343	1	1:24.147	+9.653
7	1:08.852	+0.143	2	1:11.537	+1.471	7	1:11.157	+0.263	2	1:15.357	+0.863
8	1:08.996	+0.287	3	1:11.208	+1.142	8	1:10.982	+0.088	3	1:15.141	+0.647
9	1:09.054	+0.345	4	1:10.485	+0.419	9	1:11.625	+0.731	4	1:14.768	+0.274
			5	1:10.066		(44) Forest DUNN			5	1:14.494	
(67) Robert ENGLISH			6	1:10.293	+0.227	1	1:20.830	+8.157	6	1:15.670	+1.176
1	1:16.666	+8.171	7	1:10.288	+0.222	2	1:12.946	+0.273	7	1:16.330	+1.836
2	1:09.756	+1.261	8	1:10.276	+0.210	3	1:13.383	+0.710	8	1:16.946	+2.452
3	1:09.534	+1.039	9	1:10.515	+0.449	4	1:13.033	+0.360	9	1:15.758	+1.264
4	1:08.886	+0.391	(85) Philip McNALLY			5	1:13.079	+0.406	(130) Curtis McLERNON		
5	1:08.495		1	1:19.835	+9.768	6	1:12.833	+0.160	1	1:36.872	+21.794
6	1:08.630	+0.135	2	1:11.105	+1.038	7	1:12.968	+0.295	2	1:16.529	+1.451
7	1:08.809	+0.314	3	1:10.944	+0.877	8	1:12.673		3	1:16.191	+1.113
8	1:09.497	+1.002	4	1:10.570	+0.503	9	1:13.474	+0.801	4	1:15.078	
9	1:08.690	+0.195	5	1:10.466	+0.399	(36) Wayne SHEEHAN			5	1:15.787	+0.709
			6	1:10.435	+0.368	1	1:23.080	+9.466	6	1:17.042	+1.964
(11) Nico MAWHINNEY			7	1:10.067		2	1:15.175	+1.561	7	1:15.476	+0.398
1	1:16.117	+7.492	8	1:10.454	+0.387	3	1:14.470	+0.856	8	1:18.848	+3.770
2	1:09.652	+1.027	9	1:10.771	+0.704	4	1:15.584	+1.970			
3	1:09.165	+0.540	(66) Cathal BERRILL			5	1:14.451	+0.837	(57) Cody NALLY		
4	1:09.439	+0.814	1	1:20.138	+8.828	6	1:14.007	+0.393	1	1:16.607	+7.049
5	1:08.625		2	1:11.619	+0.309	7	1:14.154	+0.540	2	1:10.238	+0.680
6	1:08.723	+0.098	3	1:11.310		8	1:13.614		3	1:09.671	+0.113
7	1:08.852	+0.227	4	1:11.610	+0.300	9	1:15.159	+1.545	4	1:09.877	+0.319
8	1:10.060	+1.435	5	1:11.667	+0.357	(28) Paul GARTLAND			5	1:09.558	
9	1:09.210	+0.585	6	1:11.952	+0.642	1	1:22.670	+8.639			
(7) Peter MOLONEY			7	1:11.321	+0.011	2	1:14.884	+0.853			
1	1:17.366	+8.292	8	1:11.545	+0.235						
2	1:09.601	+0.527									
3	1:09.751	+0.677									

Promoted by Bishopscourt Racing Circuit

Orbits

Provisional result to be confirmed by the Stewards of the Meeting subject to the completion of technical inspections and the time limit for protests.

MCUI (Ulster Centre) Timing @ www.elaps-timing.com



Ride on
Delta
Seven