



at **Bishops court**
Saturday 16th April 2016

promoted by
Bishops court Racing Circuit
www.bishops court.org

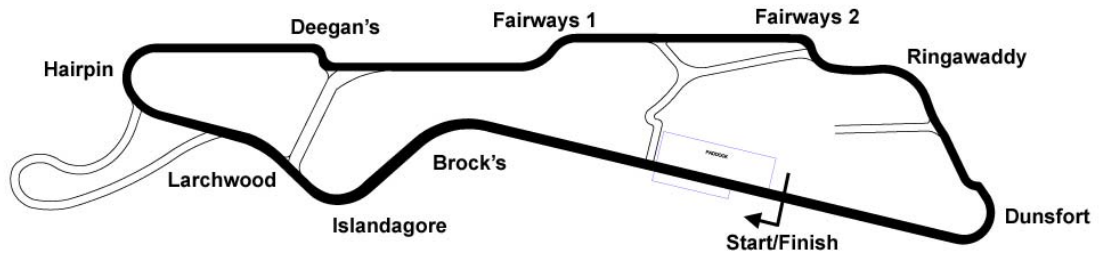
SUPERBIKE



YOUNG RIDER OF THE YEAR AWARD SUPPORTED BY



Bishopscourt National Circuit 1.824 miles



LAP RECORDS

Class	Rider	Machine	m	s	mph	Date
StockTwin (Production 650)	Aaron Armstrong	Suzuki 650	1	15.526	86.942	25-10-14
SuperTwin	Glenn Irwin	Kawasaki 650	1	11.293	92.104	25-10-14
Pre-Injection	Steven Titterington	Yamaha 600	1	11.917	91.305	19-09-15
Supersport	Glenn Irwin	Kawasaki	1	07.474	97.317	25-10-14
Supersport Cup (Clubmans)	Korie McGreevy	Triumph 675	1	10.281	93.431	25-10-14
Superbike	Danny Buchan	Kawasaki	1	06.035	99.438	24-10-15
Superbike Cup (Clubmans)	Richard Rea	Honda	1	10.095	93.679	13-06-09
Sidecar	Tim Reeves	LCR Kawasaki	1	10.032	93.763	25-10-14
	Lee Watson					

MASTERS CHAMPIONSHIP - Bishopscourt Nat
Sorted on best lap time
SUPERBIKE CUP
Bishopscourt National 1.824 miles
Cup Qualifying
16/04/2016 10:21
Practice started at 10:09:32

Pos	Class	No.	Name	T	Machine	Sponsor	Best Tm	Diff	Gap	Best Speed	In Lap	Laps	2nd Best
1	SBKcup	3	Jonny HARVEY		Honda	R A Reid Trailers	1:16.575			85.751	6	6	1:17.860
2	SBKcup	25	Charles STUART		Suzuki		1:17.448	0.873	0.873	84.785	3	9	1:17.625
3	SBKcup	75	Barry SHEEHAN		Kawasaki		1:18.739	2.164	1.291	83.395	6	6	1:19.242
4	SBKcup	99	Ashley McLERNON		BMW	McLernon Racing	1:19.595	3.020	0.856	82.498	6	10	1:19.688
5	SBKcup	12	Paul DEMAINE		Suzuki		1:20.065	3.490	0.470	82.013	10	11	1:20.938
6	SBKcup	53	Jason MOORHEAD		Suzuki		1:20.738	4.163	0.673	81.330	7	10	1:21.102
7	SBKcup	888	John DELARGY		Aprilia		1:21.371	4.796	0.633	80.697	8	11	1:21.462
8	SBKcup	36	Wayne SHEEHAN		Suzuki		1:21.382	4.807	0.011	80.686	6	7	1:24.344
9	SBKcup	66	Cathal BERRILL		Kawasaki	Mongey Transport	1:21.911	5.336	0.529	80.165	5	5	1:22.283
10	SBKcup	198	Benny SMITH		Honda	Smithform Construction	1:25.674	9.099	3.763	76.644	4	6	1:26.217
11	SBKcup	82	Stephen McCORMAC		Suzuki		1:27.078	10.503	1.404	75.408	6	8	1:28.196
12	SBKcup	28	Paul SWORDS		Suzuki		1:27.793	11.218	0.715	74.794	8	9	1:27.952
13	SBKcup	192	Stephen SHORTT		Kawasaki		1:28.745	12.170	0.952	73.992	6	8	1:29.155
14	SBKcup	56	Dariusz ROGAN		Yamaha		1:28.865	12.290	0.120	73.892	7	8	1:29.464
15	SBKcup	8	Liam CHAWKE		Honda		1:29.195	12.620	0.330	73.618	4	7	1:29.527
16	SBKcup	133	Robert TONER		Honda	Lisa's Fireblade	1:29.775	13.200	0.580	73.143	5	8	1:29.893
17	SBKcup	141	Stephen BUCKLAND		Aprilia		1:30.251	13.676	0.476	72.757	3	4	1:32.459
18	SBKcup	76	John HORGAN		Suzuki 750		1:31.923	15.348	1.672	71.434	4	4	1:33.458
19	SBKcup	103	Joseph McERLEAN		Yamaha					-	0	1	

Announcements

Weather: Sunny / Track: Dry

Promoted by Bishopscourt Racing Circuit

Orbits

Provisional result to be confirmed by the Stewards of the Meeting subject to the completion of technical inspections and the time limit for protests.

 MCUI (Ulster Centre) Timing @ www.elaps.timing.com

**Ride on
Delta
Seven**

MASTERS CHAMPIONSHIP - Bishopscourt Nat

SUPERBIKE CUP

Bishopscourt National 1.824 miles

Cup Qualifying

16/04/2016 10:21

Practice started at 10:09:32

(3) Jonny HARVEY			9	1:21.266	+1.201	4	1:25.674		4	1:29.195	
1			10	1:20.065		5	1:27.006	+1.332	5	1:29.527	+0.332
2	1:20.316	+3.741	11	1:21.168	+1.103	6	1:26.217	+0.543	6	1:32.940	+3.745
3	1:17.860	+1.285	(53) Jason MOORHEAD			(82) Stephen McCORMAC			7	1:33.747	+4.552
4	1:18.302	+1.727	1			1			(133) Robert TONER		
5	1:19.260	+2.685	2	1:21.248	+0.510	2	1:32.094	+5.016	1		
6	1:16.575		3	1:22.858	+2.120	3	1:29.368	+2.290	2	1:35.966	+6.191
(25) Charles STUART			4	1:24.882	+4.144	4	1:29.622	+2.544	3	4:11.010	+2.41.235
1			5	1:21.389	+0.651	5	1:30.515	+3.437	4	1:30.000	+0.225
2	1:20.039	+2.591	6	1:21.102	+0.364	6	1:27.078		5	1:29.775	
3	1:17.448		7	1:20.738		7	1:30.058	+2.980	6	1:29.893	+0.118
4	1:18.731	+1.283	8	1:22.663	+1.925	8	1:28.196	+1.118	7	1:30.869	+1.094
5	4:16.111	+2:58.663	9	1:21.497	+0.759	(28) Paul SWORDS			8	1:30.746	+0.971
6	1:17.625	+0.177	10	1:23.616	+2.878	1			(141) Stephen BUCKLAND		
7	1:25.421	+7.973	(888) John DELARGY			2	1:31.859	+4.066	1		
8	1:18.816	+1.368	1			3	1:31.863	+4.070	2	1:33.509	+3.258
9	1:18.604	+1.156	2	1:29.802	+8.431	4	1:30.160	+2.367	3	1:30.251	
(75) Barry SHEEHAN			3	1:22.563	+1.192	5	1:29.705	+1.912	4	1:32.459	+2.208
1			4	1:23.436	+2.065	6	1:29.664	+1.871	(76) John HORGAN		
2	1:29.214	+10.475	5	1:23.338	+1.967	7	1:29.814	+2.021	1		
3	1:24.435	+5.696	6	1:22.198	+0.827	8	1:27.793		2	1:34.014	+2.091
4	1:21.502	+2.763	7	1:22.549	+1.178	9	1:27.952	+0.159	3	1:33.458	+1.535
5	1:19.242	+0.503	8	1:21.371		(192) Stephen SHORTT			4	1:31.923	
6	1:18.739		9	1:22.023	+0.652	1			(103) Joseph McERLEAN		
(99) Ashley McLERNON			10	1:23.256	+1.885	2	1:36.184	+7.439	1		
1			11	1:21.462	+0.091	3	1:34.038	+5.293	(56) Dariusz ROGAN		
2	1:24.150	+4.555	(36) Wayne SHEEHAN			4	1:30.816	+2.071	2	1:37.149	+8.284
3	1:22.693	+3.098	1			5	1:29.393	+0.648	3	1:34.445	+5.580
4	1:20.714	+1.119	2	1:26.364	+4.982	6	1:28.745		4	1:30.609	+1.744
5	1:20.533	+0.938	3	1:24.787	+3.405	7	1:29.155	+0.410	5	1:29.464	+0.599
6	1:19.595		4	1:24.344	+2.962	8	1:46.168	+17.423	6	1:29.998	+1.133
7	1:21.250	+1.655	5	4:39.151	+3:17.769	(8) Liam CHAWKE			7	1:28.865	
8	1:19.688	+0.093	6	1:21.382		1			8	1:29.794	+0.929
9	1:20.289	+0.694	7	1:29.490	+8.108	2	1:37.149	+8.284	(66) Cathal BERRILL		
10	1:20.773	+1.178	(66) Cathal BERRILL			3	1:34.445	+5.580	1		
(12) Paul DEMAINE			1			4	1:30.816	+2.071	2	1:36.184	+7.439
1			2	1:29.389	+7.478	5	1:29.393	+0.648	3	1:34.038	+5.293
2	1:27.630	+7.565	3	1:23.656	+1.745	6	1:28.745		4	1:30.816	+2.071
3	1:23.646	+3.581	4	1:22.283	+0.372	7	1:29.155	+0.410	5	1:29.393	+0.648
4	1:22.566	+2.501	5	1:21.911		8	1:46.168	+17.423	6	1:28.745	
5	1:23.152	+3.087	(198) Benny SMITH			(56) Dariusz ROGAN			7	1:29.155	+0.410
6	1:21.347	+1.282	1			1			8	1:46.168	+17.423
7	1:22.290	+2.225	2	1:28.529	+2.855	2	1:37.149	+8.284	(103) Joseph McERLEAN		
8	1:20.938	+0.873	3	1:26.523	+0.849	3	1:34.038	+5.293	1		

Promoted by Bishopscourt Racing Circuit

Orbits

Provisional result to be confirmed by the Stewards of the Meeting subject to the completion of technical inspections and the time limit for protests.

MCUI (Ulster Centre) Timing @ www.elaps.timing.com



Ride on
Delta
Seven

MASTERS CHAMPIONSHIP - Bishopscourt Nat
Sorted on best lap time
SUPERBIKE
Bishopscourt National 1.824 miles
Pro Qualifying
16/04/2016 10:43
Practice started at 10:30:00

Pos	Class	No.	Name	T	Machine	Sponsor	Best Tm	Diff	Gap	Best Speed	In Lap	Laps	2nd Best
1	SBK	11	Nico MAWHINNEY		Kawasaki	Team Polaris by NEI	1:10.730			92.838	7	10	1:11.867
2	SBK	52	Ryan RAINEY		Yamaha	IFS Global Logistics	1:10.871	0.141	0.141	92.653	10	10	1:11.374
3	SBK	65	Nikki COATES		Kawasaki	Kingsbury Packaging	1:11.181	0.451	0.310	92.249	9	10	1:12.562
4	SBK	4	Gerard KINGHAN		Kawasaki	Kinghan Racing	1:12.082	1.352	0.901	91.096	6	8	1:12.163
5	SBK	57	Cody NALLY		Kawasaki	Nally Racing	1:12.411	1.681	0.329	90.682	7	9	1:12.507
6	SBK	111	Brian McCORMACK		Honda	TAG Racing	1:12.657	1.927	0.246	90.375	7	8	1:13.229
7	SBK	67	Robert ENGLISH		Yamaha	IFS Global Logistics	1:13.359	2.629	0.702	89.510	7	8	1:14.145
8	SBK	7	Dan KNEEN		Yamaha	Mar-Train Racing	1:14.394	3.664	1.035	88.265	5	9	1:14.703
9	SBK	97	Seamus ELLIOTT		Kawasaki		1:15.101	4.371	0.707	87.434	10	10	1:15.367
10	SBK	85	Philip McNALLY		Kawasaki	McNally Racing	1:15.553	4.823	0.452	86.911	8	10	1:15.964
11	SBK	50	Mark GLASGOW		Kawasaki		1:16.443	5.713	0.890	85.899	5	6	1:17.264
12	SBK	93	Paul CRANSTON		Suzuki	P & J Fuel Haulage	1:18.278	7.548	1.835	83.886	11	11	1:18.587
13	SBK	161	John WALSH		BMW	Nolan Racing	1:20.608	9.878	2.330	81.461	9	10	1:21.888

Announcements

Weather: Bright / Track: Dry

Promoted by Bishopscourt Racing Circuit

Orbits

Provisional result to be confirmed by the Stewards of the Meeting subject to the completion of technical inspections and the time limit for protests.

 MCUI (Ulster Centre) Timing @ www.elaps.timing.com


**Ride on
Delta
Seven**

MASTERS CHAMPIONSHIP - Bishopscourt Nat

SUPERBIKE

Bishopscourt National 1.824 miles

Pro Qualifying

16/04/2016 10:43

Practice started at 10:30:00

(11) Nico MAWHINNEY			2	1:14.585	+2.174	9	1:15.627	+0.526
1			3	1:13.767	+1.356	10	1:15.101	
2	1:16.826	+6.096	4	1:14.066	+1.655	(85) Philip McNALLY		
3	1:13.985	+3.255	5	1:12.507	+0.096	1		
4	1:12.533	+1.803	6	3:41.494	+2:29.083	2	1:23.011	+7.458
5	1:11.867	+1.137	7	1:12.411		3	1:20.797	+5.244
6	1:12.698	+1.968	8	1:12.740	+0.329	4	1:20.601	+5.048
7	1:10.730		9	1:19.026	+6.615	5	1:16.099	+0.546
8	3:57.818	+2:47.088	(111) Brian McCORMACK			6	4:03.801	+2:48.248
9	1:14.600	+3.870	1			7	1:15.964	+0.411
10	1:15.373	+4.643	2	1:20.436	+7.779	8	1:15.553	
(52) Ryan RAINEY			3	1:16.155	+3.498	9	1:16.030	+0.477
1			4	1:15.294	+2.637	10	1:17.186	+1.633
2	1:20.126	+9.255	5	1:13.577	+0.920	(50) Mark GLASGOW		
3	1:16.141	+5.270	6	1:13.229	+0.572	1		
4	1:14.259	+3.388	7	1:12.657		2	3:49.015	+2:32.572
5	1:13.118	+2.247	8	3:20.895	+2:08.238	3	1:18.049	+1.606
6	1:17.037	+6.166	(67) Robert ENGLISH			4	1:17.264	+0.821
7	1:12.018	+1.147	1			5	1:16.443	
8	1:11.374	+0.503	2	1:20.995	+7.636	6	1:17.330	+0.887
9	1:11.737	+0.866	3	1:18.367	+5.008	(93) Paul CRANSTON		
10	1:10.871		4	1:16.320	+2.961	1		
(65) Nikki COATES			5	5:27.586	+4:14.227	2	1:29.077	+10.799
1			6	1:14.145	+0.786	3	1:27.191	+8.913
2	1:18.155	+6.974	7	1:13.359		4	1:23.490	+5.212
3	1:16.237	+5.056	8	1:15.858	+2.499	5	1:23.622	+5.344
4	1:14.303	+3.122	(7) Dan KNEEN			6	1:21.924	+3.646
5	1:13.218	+2.037	1			7	1:20.539	+2.261
6	1:14.121	+2.940	2	1:16.220	+1.826	8	1:19.735	+1.457
7	1:13.406	+2.225	3	1:15.367	+0.973	9	1:18.587	+0.309
8	1:12.562	+1.381	4	1:14.703	+0.309	10	1:19.946	+1.668
9	1:11.181		5	1:14.394		11	1:18.278	
10	1:12.890	+1.709	6	1:17.802	+3.408	(161) John WALSH		
(4) Gerard KINGHAN			7	5:06.304	+3:51.910	1		
1			8	1:16.520	+2.126	2	1:31.060	+10.452
2	1:15.707	+3.625	9	1:17.231	+2.837	3	1:27.901	+7.293
3	1:14.101	+2.019	(97) Seamus ELLIOTT			4	1:25.148	+4.540
4	1:14.310	+2.228	1			5	1:25.281	+4.673
5	1:12.194	+0.112	2	1:22.713	+7.612	6	1:25.310	+4.702
6	1:12.082		3	1:19.855	+4.754	7	1:23.368	+2.760
7	1:13.568	+1.486	4	1:17.924	+2.823	8	1:21.888	+1.280
8	1:12.163	+0.081	5	1:17.305	+2.204	9	1:20.608	
(57) Cody NALLY			6	1:16.387	+1.286	10	1:28.857	+8.249
1			7	1:15.786	+0.685			
			8	1:15.367	+0.266			

Promoted by Bishopscourt Racing Circuit

Orbits

Provisional result to be confirmed by the Stewards of the Meeting subject to the completion of technical inspections and the time limit for protests.

MCUI (Ulster Centre) Timing @ www.elaps.timing.com

Printed: 16/04/2016 10:50:50




Ride on
Delta
Seven

MASTERS CHAMPIONSHIP - Bishopscourt Nat
SUPERBIKE
Bishopscourt National 1.824 miles
SUPERBIKE COMBINED QUALIFYING

Pos	Class	No.	Name	T	Machine	Sponsor	Overall BestTm	Diff	Gap	R1. Best Tm	R2. Best Tm	2nd Overall Time
1	SBK	11	Nico MAWHINNEY		Kawasaki	Team Polaris by NEI	1:10.730				1:10.730	1:11.867
2	SBK	52	Ryan RAINEY		Yamaha	IFS Global Logistics	1:10.871	0.141	0.141		1:10.871	1:11.374
3	SBK	65	Nikki COATES		Kawasaki	Kingsbury Packaging	1:11.181	0.451	0.310		1:11.181	1:12.562
4	SBK	4	Gerard KINGHAN		Kawasaki	Kinghan Racing	1:12.082	1.352	0.901		1:12.082	1:12.163
5	SBK	57	Cody NALLY		Kawasaki	Nally Racing	1:12.411	1.681	0.329		1:12.411	1:12.507
6	SBK	111	Brian McCORMACK		Honda	TAG Racing	1:12.657	1.927	0.246		1:12.657	1:13.229
7	SBK	67	Robert ENGLISH		Yamaha	IFS Global Logistics	1:13.359	2.629	0.702		1:13.359	1:14.145
8	SBK	7	Dan KNEEN		Yamaha	Mar-Train Racing	1:14.394	3.664	1.035		1:14.394	1:14.703
9	SBK	97	Seamus ELLIOTT		Kawasaki		1:15.101	4.371	0.707		1:15.101	1:15.367
10	SBK	85	Philip McNALLY		Kawasaki	McNally Racing	1:15.553	4.823	0.452		1:15.553	1:15.964
11	SBK	50	Mark GLASGOW		Kawasaki		1:16.443	5.713	0.890		1:16.443	1:17.264
12	SBKcup	3	Jonny HARVEY		Honda	R A Reid Trailers	1:16.575	5.845	0.132	1:16.575		1:17.860
13	SBKcup	25	Charles STUART		Suzuki		1:17.448	6.718	0.873	1:17.448		1:17.625
14	SBK	93	Paul CRANSTON		Suzuki	P & J Fuel Haulage	1:18.278	7.548	0.830		1:18.278	1:18.587
15	SBK	161	John WALSH		BMW	Nolan Racing	1:20.608	9.878	0.543		1:20.608	1:21.888
16	SBKcup	75	Barry SHEEHAN		Kawasaki		1:18.739	8.009	0.461	1:18.739		1:19.242
17	SBKcup	99	Ashley McLERNON		BMW	McLernon Racing	1:19.595	8.865	0.856	1:19.595		1:19.688
18	SBKcup	12	Paul DEMAINE		Suzuki		1:20.065	9.335	0.470	1:20.065		1:20.938
19	SBKcup	53	Jason MOORHEAD		Suzuki		1:20.738	10.008	0.130	1:20.738		1:21.102
20	SBKcup	888	John DELARGY		Aprilia		1:21.371	10.641	0.633	1:21.371		1:21.462
21	SBKcup	36	Wayne SHEEHAN		Suzuki		1:21.382	10.652	0.011	1:21.382		1:24.344
22	SBKcup	66	Cathal BERRILL		Kawasaki	Mongey Transport	1:21.911	11.181	0.529	1:21.911		1:22.283
23	SBKcup	198	Benny SMITH		Honda	Smithform Construction	1:25.674	14.944	3.763	1:25.674		1:26.217
24	SBKcup	82	Stephen McCORMAC		Suzuki		1:27.078	16.348	1.404	1:27.078		1:28.196
25	SBKcup	28	Paul SWORDS		Suzuki		1:27.793	17.063	0.715	1:27.793		1:27.952
26	SBKcup	192	Stephen SHORTT		Kawasaki		1:28.745	18.015	0.952	1:28.745		1:29.155
27	SBKcup	56	Dariusz ROGAN		Yamaha		1:28.865	18.135	0.120	1:28.865		1:29.464
28	SBKcup	8	Liam CHAWKE		Honda		1:29.195	18.465	0.330	1:29.195		1:29.527
29	SBKcup	133	Robert TONER		Honda	Lisa's Fireblade	1:29.775	19.045	0.580	1:29.775		1:29.893
30	SBKcup	141	Stephen BUCKLAND		Aprilia		1:30.251	19.521	0.476	1:30.251		1:32.459
31	SBKcup	76	John HORGAN		Suzuki 750		1:31.923	21.193	1.672	1:31.923		1:33.458
32	SBKcup	103	Joseph McERLEAN		Yamaha							

Pos 1-15 to Pro race, remainder to B race

Short Name

R1. SUPERBIKE CUP - Cup Qualifying
 R2. SUPERBIKE - Pro Qualifying

Short Name

Promoted by Bishopscourt Racing Circuit

Provisional result to be confirmed by the Stewards of the Meeting subject to the completion of technical inspections and the time limit for protests.

MCUI (Ulster Centre) Timing @ www.elaps.timing.com

Printed: 16/04/2016 10:48:14

Orbits

Ride on
Delta
Seven



MASTERS CHAMPIONSHIP - Bishopscourt Nat

SUPERBIKE


Bishopscourt National 1.824 miles

R5: Race One

16/04/2016 14:05

Race (10 Laps)

4		1:20.608 161 J. W.								
3	15	1:15.553 85 P. M.	1:16.443 50 M. G.	1:16.575 3 J. HARVEY	1:17.448 25 C. S.	1:18.278 93 P. C.				
2	10	1:12.657 111 B. M.	1:13.359 67 R. E.	1:14.394 7 D. KNEEN	1:15.101 97 S. E.					
1	6	1:10.730 11 N. M.	1:10.871 52 R. R.	1:11.181 65 N. C.	1:12.082 4 G. K.	1:12.411 57 C. NALLY				
	POLE POSITION 1		2	3	4	5				



Promoted by Bishopscourt Racing Circuit

Orbits

Provisional result to be confirmed by the Stewards of the Meeting subject to the completion of technical inspections and the time limit for protests.

MCUI (Ulster Centre) Timing @ www.elaps.timing.com



Ride on
Delta
Seven

MASTERS CHAMPIONSHIP - Bishopscourt Nat
Sorted on Laps
SUPERBIKE
Bishopscourt National 1.824 miles
R4: Race One Restart 2
16/04/2016 14:20
Race (6 Laps) started at 15:34:06

Pos	Class	No.	Name	T	Machine	Sponsor	Laps	Total Tm	Diff	Gap	Avg. Speed	Best Tm	Best Speed	In Lap
1	SBK	11	Nico MAWHINNEY		Kawasaki	Team Polaris by NEI	3	3:37.645			90.511	1:09.433	94.572	2
2	SBK	65	Nikki COATES		Kawasaki	Kingsbury Packaging	3	3:37.744	0.099	0.099	90.470	1:10.685	92.897	2
3	SBK	7	Dan KNEEN		Yamaha	Mar-Train Racing	3	3:38.171	0.526	0.427	90.292	1:09.619	94.319	3
4	SBK	67	Robert ENGLISH		Yamaha	IFS Global Logistics	3	3:40.456	2.811	2.285	89.357	1:11.276	92.126	3
5	SBK	85	Philip McNALLY		Kawasaki	McNally Racing	3	3:41.877	4.232	1.421	88.784	1:11.446	91.907	2
6	SBK	111	Brian McCORMACK		Honda	TAG Racing	3	3:43.509	5.864	1.632	88.136	1:11.171	92.262	2
7	SBK	50	Mark GLASGOW		Kawasaki		3	3:45.715	8.070	2.206	87.275	1:12.447	90.637	2
8	SBKcup	25	Charles STUART		Suzuki		3	3:47.026	9.381	1.311	86.771	1:13.049	89.890	2
9	SBK	161	John WALSH		BMW	Nolan Racing	3	3:59.119	21.474	12.093	82.382	1:14.992	87.561	2
10	SBK	93	Paul CRANSTON		Suzuki	P & J Fuel Haulage	3	4:00.333	22.688	1.214	81.966	1:16.577	85.749	2
11	SBKcup	3	Jonny HARVEY		Honda	R A Reid Trailers	3	4:00.480	22.835	0.147	81.916	1:15.835	86.588	2

Announcements

Race red-flagged after leaders completed 3 laps due to light hail shower
 Result Declared - half-points for championship

Margin of Victory	Avg. Speed	Best Lap Tm	Best Speed	Best Lap by
0.099	90.511	1:09.433	94.572	11 - Nico MAWHINNEY

Promoted by Bishopscourt Racing Circuit
Orbits

Provisional result to be confirmed by the Stewards of the Meeting subject to the completion of technical inspections and the time limit for protests.

MCUI (Ulster Centre) Timing @ www.elaps.timing.com


**Ride on
Delta
Seven**

MASTERS CHAMPIONSHIP - Bishopscourt Nat

SUPERBIKE

Bishopscourt National 1.824 miles

R4: Race One Restart 2

16/04/2016 14:20

Race (6 Laps) started at 15:34:06

3 1:20.881 +4.304

(11) Nico MAWHINNEY

1	1:16.447	+7.014
2	1:09.433	
3	1:11.765	+2.332

(3) Jonny HARVEY

1	1:24.361	+8.526
2	1:15.835	
3	1:20.284	+4.449

(65) Nikki COATES

1	1:16.348	+5.663
2	1:10.685	
3	1:10.711	+0.026

(7) Dan KNEEN

1	1:17.945	+8.326
2	1:10.607	+0.988
3	1:09.619	

(67) Robert ENGLISH

1	1:17.813	+6.537
2	1:11.367	+0.091
3	1:11.276	

(85) Philip McNALLY

1	1:18.569	+7.123
2	1:11.446	
3	1:11.862	+0.416

(11) Brian McCORMACK

1	1:18.235	+7.064
2	1:11.171	
3	1:14.103	+2.932

(50) Mark GLASGOW

1	1:20.817	+8.370
2	1:12.447	
3	1:12.451	+0.004

(25) Charles STUART

1	1:20.022	+6.973
2	1:13.049	
3	1:13.955	+0.906

(161) John WALSH

1	1:23.095	+8.103
2	1:14.992	
3	1:21.032	+6.040

(93) Paul CRANSTON

1	1:22.875	+6.298
2	1:16.577	

Promoted by Bishopscourt Racing Circuit

Orbits

Provisional result to be confirmed by the Stewards of the Meeting subject to the completion of technical inspections and the time limit for protests.

MCUI (Ulster Centre) Timing @ www.elaps.timing.com



Ride on
Delta
Seven

MASTERS CHAMPIONSHIP - Bishopscourt Nat


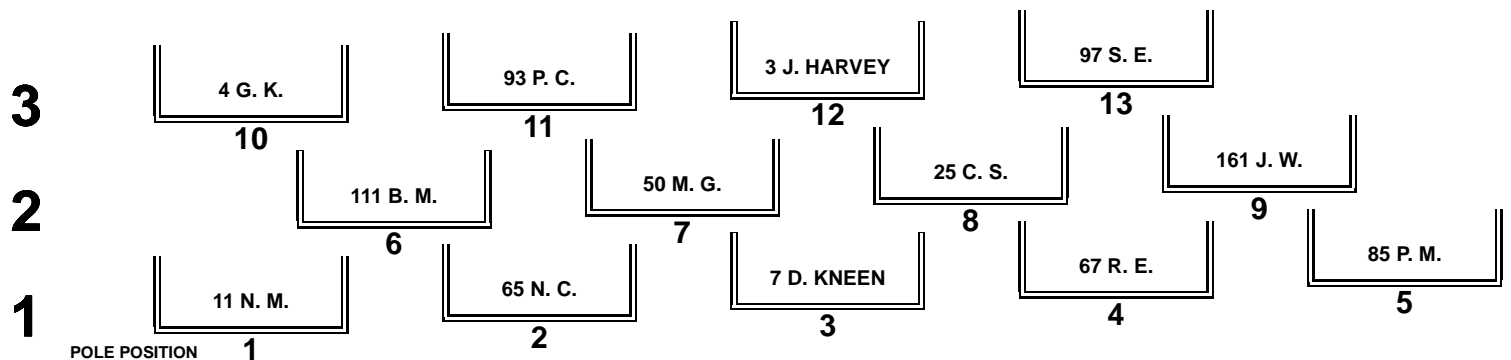
SUPERBIKE

Bishopscourt National 1.824 miles

R9: Race Two

16/04/2016 16:25

Race (10 Laps)



Promoted by Bishopscourt Racing Circuit

Orbits

Provisional result to be confirmed by the Stewards of the Meeting subject to the completion of technical inspections and the time limit for protests.

MCUI (Ulster Centre) Timing @ www.elaps.timing.com



Ride on
Delta
Seven

MASTERS CHAMPIONSHIP - Bishopscourt Nat
Sorted on Laps
SUPERBIKE
Bishopscourt National 1.824 miles
R9: Race Two
16/04/2016 16:25
Race (8 Laps) started at 16:40:54

Pos	Class	No.	Name	T	Machine	Sponsor	Laps	Total Tm	Diff	Gap	Avg. Speed	Best Tm	Best Speed	In Lap
1	SBK	11	Nico MAWHINNEY		Kawasaki	Team Polaris by NEI	8	9:17.186			94.279	1:07.928	96.667	3
2	SBK	7	Dan KNEEN		Yamaha	Mar-Train Racing	8	9:21.324	4.138	4.138	93.584	1:08.408	95.989	5
3	SBK	65	Nikki COATES		Kawasaki	Kingsbury Packaging	8	9:27.038	9.852	5.714	92.641	1:08.834	95.395	3
4	SBK	50	Mark GLASGOW		Kawasaki		8	9:34.575	17.389	7.537	91.426	1:10.544	93.082	2
5	SBK	67	Robert ENGLISH		Yamaha	IFS Global Logistics	8	9:35.478	18.292	0.903	91.283	1:09.513	94.463	4
6	SBKcup	25	Charles STUART		Suzuki		8	9:42.676	25.490	7.198	90.155	1:11.655	91.639	4
7	SBKcup	3	Jonny HARVEY		Honda	R A Reid Trailers	8	9:52.507	35.321	9.831	88.659	1:12.683	90.343	4
8	SBK	111	Brian McCORMACK		Honda	TAG Racing	8	9:58.776	41.590	6.269	87.731	1:10.396	93.278	4
9	SBK	93	Paul CRANSTON		Suzuki	P & J Fuel Haulage	8	10:17.755	1:00.569	18.979	85.036	1:15.622	86.832	4
Not classified														
DNF	SBK	4	Gerard KINGHAN		Kawasaki	Kinghan Racing	7	8:17.764	DNF		92.343	1:09.462	94.532	3

Announcements

No 111 - JUMP START PENALTY +20 seconds

Weather: Cloudy / Track: Dry

Margin of Victory	Avg. Speed	Best Lap Tm	Best Speed	Best Lap by
4.138	94.279	1:07.928	96.667	11 - Nico MAWHINNEY

Promoted by Bishopscourt Racing Circuit

Orbits

Provisional result to be confirmed by the Stewards of the Meeting subject to the completion of technical inspections and the time limit for protests.

 MCUI (Ulster Centre) Timing @ www.elaps.timing.com

Printed: 16/04/2016 16:52:58



**Ride on
Delta
Seven**

MASTERS CHAMPIONSHIP - Bishopscourt Nat

SUPERBIKE

Bishopscourt National 1.824 miles

R9: Race Two

16/04/2016 16:25

Race (8 Laps) started at 16:40:54

	8	1:14.283	+4.770	7	1:10.371	+0.909
(11) Nico MAWHINNEY						
1	1:14.991	+7.063				
2	1:08.371	+0.443				
3	1:07.928					
4	1:08.268	+0.340				
5	1:09.103	+1.175				
6	1:09.431	+1.503				
7	1:09.430	+1.502				
8	1:09.664	+1.736				
(25) Charles STUART						
1	1:18.659	+7.004				
2	1:11.994	+0.339				
3	1:11.829	+0.174				
4	1:11.655					
5	1:12.017	+0.362				
6	1:12.103	+0.448				
7	1:11.805	+0.150				
8	1:12.614	+0.959				
(7) Dan KNEEN						
1	1:16.047	+7.639				
2	1:09.171	+0.763				
3	1:08.690	+0.282				
4	1:09.210	+0.802				
5	1:08.408					
6	1:09.531	+1.123				
7	1:10.389	+1.981				
8	1:09.878	+1.470				
(65) Nikki COATES						
1	1:15.897	+7.063				
2	1:09.102	+0.268				
3	1:08.834					
4	1:09.838	+1.004				
5	1:09.302	+0.468				
6	1:10.475	+1.641				
7	1:10.932	+2.098				
8	1:12.658	+3.824				
(111) Brian McCORMACK						
1	1:15.568	+5.172				
2	1:12.271	+1.875				
3	1:11.088	+0.692				
4	1:10.396					
5	1:10.576	+0.180				
6	1:11.107	+0.711				
7	1:11.397	+1.001				
8	1:16.373	+5.977				
(50) Mark GLASGOW						
1	1:17.303	+6.759				
2	1:10.544					
3	1:10.896	+0.352				
4	1:11.018	+0.474				
5	1:10.794	+0.250				
6	1:11.004	+0.460				
7	1:11.072	+0.528				
8	1:11.944	+1.400				
(93) Paul CRANSTON						
1	1:25.259	+9.637				
2	1:16.894	+1.272				
3	1:16.058	+0.436				
4	1:15.622					
5	1:15.928	+0.306				
6	1:16.022	+0.400				
7	1:15.884	+0.262				
8	1:16.088	+0.466				
(67) Robert ENGLISH						
1	1:16.494	+6.981				
2	1:09.929	+0.416				
3	1:09.842	+0.329				
4	1:09.513					
5	1:11.063	+1.550				
6	1:13.054	+3.541				
7	1:11.300	+1.787				
(4) Gerard KINGHAN						
1	1:16.656	+7.194				
2	1:09.955	+0.493				
3	1:09.462					
4	1:09.589	+0.127				
5	1:10.924	+1.462				
6	1:10.807	+1.345				

Promoted by Bishopscourt Racing Circuit

Orbits

Provisional result to be confirmed by the Stewards of the Meeting subject to the completion of technical inspections and the time limit for protests.

MCUI (Ulster Centre) Timing @ www.elaps.timing.com

Printed: 16/04/2016 16:53:18




Ride on
Delta
Seven