



ARMOY ROAD RACE

The Race of Legends

Friday 24th & Saturday 25th July 2015

promoted by
Armoy Motorcycle Road Racing Club
www.amrrc.com



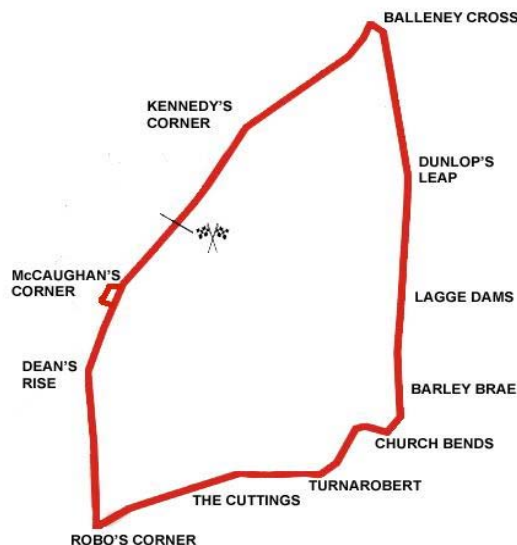
ARMOY CONSTRUCTION / PARK ELECTRICAL
SENIOR SUPPORT



Causeway Coast and Glens
Borough Council



Armoy Circuit 3.008 miles



Lap Records

Class	Rider	Machine	m s	mph	Year
125cc	William Dunlop	Honda	2 02.397	88.473	2010
Moto 3	Christian Elkin	Honda 250	2 03.375	87.771	2014
Moto 450	Ryan Farquhar	Kawasaki	2 00.910	89.561	2011
250cc	Michael Sweeney	Honda	1 52.439	96.308	2013
Supersport 400	Andy Farrell	Kawasaki	1 59.400	90.693	2013
Supertwin	Jeremy McWilliams	Kawasaki 650	1 51.557	97.070	2013
Supersport	Michael Dunlop	Honda	1 44.939	103.191	2013
Superbike	Michael Dunlop	Honda	1 41.382	106.812	2013
Senior Support	Connor Behan	Kawasaki 636	1 50.783	97.748	2013
Junior Support	Mark Hanna	Kawasaki 650	1 54.969	94.189	2013
Classic 1000cc	Robert McCrum	Norton Weslake 950	2 06.649	85.502	2013
Classic 500cc	Richard Lambourne	Norton	2 10.738	82.828	2013
Classic 350cc	Keith Costello	Honda	2 15.054	80.181	2011
Classic 250cc	Kevin Strowger	Suzuki	2 18.625	78.116	2013

MOST WINS at ARMOY ROAD RACE

Ryan Farquhar	11	2009-12	(450-3, Supertwin-4, Supersport-1, Superbike-3)
Michael Dunlop	11	2009-14	(125-1, 250-1, Supersport-2, Superbike-7)
William Dunlop	7	2010-14	(125-2, 250-3, Supersport-2)
Allan Brew	3	2009-13	(Classic 350-1, Classic 500-2)
Robert McCrum	3	2010-14	(Classic 1000-3)
Barry Davidson	3	2012-14	(Classic 350-3)
Dean Harrison	2	2010	(Junior Support-1, Senior Support-1)
Richard Ford	2	2011-12	(Classic 1000-2)
Philip Shaw	2	2010-14	(Classic 250-2)
Christian Elkin	2	2013-14	(Moto 3-2)
Guy Martin	2	2014	(Supersport-1, Superbike-1)

ALL TIME IRISH ROAD RACE WINNERS (after the Race of the South 2015)

Most Wins at All Irish Road Race Meetings

Ryan Farquhar	205	1995-15
Joey Dunlop	156	1971-00
Robert Dunlop	135	1980-08
Ray McCullough	109	1960-82
Phillip McCallen	109	1987-99
William Dunlop	107	2005-15
Michael Dunlop	89	2006-15
Brian Reid	78	1980-94
Darran Lindsay	74	1999-06
James Courtney	66	1992-99

SGS International ARMOY ROAD RACE

SENIOR SUPPORT Senior Support Qualifying Friday, 24 July 2015




Pos	Class	No	Name	Machine / Sponsor	----- Best Lap -----			On	Laps
					Time	Behind	Speed		
Qualifying Classification									
1	SSEN	75	Kevin FITZPATRICK	Suzuki 750	1:53.888		95.083	5	5
2	SSEN	47	Timothy ELWOOD	Suzuki 600 - Rod Lee Racing	1:54.688	0.800	94.420	3	6
3	SSEN	115	Ryan MAHER	Triumph 675 - One Fifteen Motorcycles	1:54.701	0.813	94.409	5	5
4	SSEN	78	Dean CAMPBELL	Suzuki 600	1:56.329	2.441	93.088	3	5
5	SSEN	13	Seanie SMITH	Suzuki 750	1:57.031	3.143	92.529	5	5
6	SSEN	59	Darryl TWEED	Triumph 675 - Maher Racing	1:57.450	3.562	92.199	5	5
7	SSEN	164	Stephen TOBIN	Yamaha 600	1:58.869	4.981	91.099	4	5
8	SSEN	87	Ian SIMPSON	Yamaha 600 - Park	1:59.044	5.156	90.965	3	5
9	SSEN	127	Stephen CASEY	Yamaha 600	2:00.470	6.582	89.888	5	5
10	SSEN	74	Tommy HENRY	Yamaha 600 - NJT Racing	2:00.481	6.593	89.880	5	5
11	SSEN	29	Steven CLARKE	Yamaha 600	2:01.114	7.226	89.410	3	5
12	SSEN	126	Christopher WATSON	Kawasaki 600 - Watson Racing	2:01.323	7.435	89.256	5	5
13	SSEN	134	Tam NICHOLL	Yamaha 600 - Nicholl Racing	2:02.429	8.541	88.450	5	5
14	SSEN	38	Derek WILKIE	Triumph 675	2:02.829	8.941	88.162	3	5
15	SSEN	43	Stephen DEGNAN	Kawasaki 600	2:02.896	9.008	88.114	4	5
16	SSEN	57	Adrian LOGUE	Suzuki 750	2:03.473	9.585	87.702	4	5
17	SSEN	119	Kris DUNCAN	Kawasaki 600 - Shirlaw's Motorcycles	2:03.945	10.057	87.368	4	5
18	SSEN	14	Rodney LITTLE	Yamaha 600	2:04.440	10.552	87.020	3	5
19	SSEN	11	John CAHILL	Suzuki 750	2:05.283	11.395	86.435	5	5
20	SSEN	51	David HOLLAND	Yamaha 600	2:07.170	13.282	85.152	4	5
21	SSEN	46	Stephen WILSON	Suzuki 750 - Team Miserable	2:08.136	14.248	84.510	5	5
22	SSEN	104	Mark LINTON	Kawasaki 600 - M-Tuning	2:08.263	14.375	84.427	5	5
23	SSEN	60	George SCOTT	Honda 600	2:10.008	16.120	83.293	5	5
24	SSEN	176	James CHRISTIE	Honda 600 - Team JCR	2:13.314	19.426	81.228	5	5
25	SSEN	34	Yvonne MONTGOMERY	Suzuki 600	2:15.679	21.791	79.812	2	5
26	SSEN	7	Sarah BOYES	Yamaha 600	2:18.854	24.966	77.987	4	4
27	SSEN	130	Nigel McAULEY	Yamaha 600	2:20.878	26.990	76.867	4	4
28	SSEN	30	David GRAHAM	Yamaha 600 - Patch Racing	2:23.071	29.183	75.688	4	4

Fastest 27 to Senior Support Race

Provisional result to be confirmed by the Stewards of the Meeting subject to completion of technical inspections & the time limit for protests

Page 1 / 1

Circuit	Armoyn	Signed		Organising Club	Armoyn MRRC
Length(miles)	3.0080		Chief Timekeeper	Qualifying Started	17:34
Weather	Sunny	Issued At:	17:53		
Track	Dry				



SGS International ARMOY ROAD RACE

SENIOR SUPPORT

Senior Support Qualifying

Friday, 24 July 2015

DETAILED RESULT



Qualifying Classification

Position

1 75 Kevin FITZPATRICK

SSEN Behind
Best Time **1:53.888** Best Speed **95.083** On **5** Gp

Lap	Elapsed Time	Lap Time	Lap Speed
1	2:33.261	2:33.261	70.656
2	4:32.866	1:59.605	90.538
3	6:28.027	1:55.161	94.032
4	8:22.935	1:54.908	94.239
5	10:16.823	1:53.888	95.083

2 47 Timothy ELWOOD

SSEN Behind **0.800**
Best Time **1:54.688** Best Speed **94.420** On **3** Gp

Lap	Elapsed Time	Lap Time	Lap Speed
1	2:07.455	2:07.455	84.962
2	4:04.099	1:56.644	92.836
3	5:58.787	1:54.688	94.420
4	7:56.011	1:57.224	92.377
5	9:52.373	1:56.362	93.061
6	11:48.491	1:56.118	93.257

3 115 Ryan MAHER

SSEN Behind **0.813**
Best Time **1:54.701** Best Speed **94.409** On **5** Gp

Lap	Elapsed Time	Lap Time	Lap Speed
1	2:34.758	2:34.758	69.972
2	4:34.687	1:59.929	90.293
3	6:30.391	1:55.704	93.591
4	8:26.488	1:56.097	93.274
5	10:21.189	1:54.701	94.409

4 78 Dean CAMPBELL

SSEN Behind **2.441**
Best Time **1:56.329** Best Speed **93.088** On **3** Gp

Lap	Elapsed Time	Lap Time	Lap Speed
1	2:04.831	2:04.831	86.748
2	4:02.932	1:58.101	91.691
3	5:59.261	1:56.329	93.088
4	7:56.128	1:56.867	92.659
5	9:54.381	1:58.253	91.573

Qualifying Classification

Position

5 13 Seanie SMITH

SSEN Behind **3.143**
Best Time **1:57.031** Best Speed **92.529** On **5** Gp

Lap	Elapsed Time	Lap Time	Lap Speed
1	2:36.386	2:36.386	69.244
2	4:36.442	2:00.056	90.198
3	6:35.168	1:58.726	91.208
4	8:33.890	1:58.722	91.211
5	10:30.921	1:57.031	92.529

6 59 Darryl TWEED

SSEN Behind **3.562**
Best Time **1:57.450** Best Speed **92.199** On **5** Gp

Lap	Elapsed Time	Lap Time	Lap Speed
1	2:48.435	2:48.435	64.291
2	4:49.646	2:01.211	89.338
3	6:49.598	1:59.952	90.276
4	8:47.343	1:57.745	91.968
5	10:44.793	1:57.450	92.199

7 164 Stephen TOBIN

SSEN Behind **4.981**
Best Time **1:58.869** Best Speed **91.099** On **4** Gp

Lap	Elapsed Time	Lap Time	Lap Speed
1	2:30.068	2:30.068	72.159
2	4:31.000	2:00.932	89.545
3	6:31.345	2:00.345	89.981
4	8:30.214	1:58.869	91.099
5	10:29.991	1:59.777	90.408

8 87 Ian SIMPSON

SSEN Behind **5.156**
Best Time **1:59.044** Best Speed **90.965** On **3** Gp

Lap	Elapsed Time	Lap Time	Lap Speed
1	2:44.920	2:44.920	65.661
2	4:44.672	1:59.752	90.427
3	6:43.716	1:59.044	90.965
4	8:43.870	2:00.154	90.124
5	10:43.173	1:59.303	90.767

SGS International ARMOY ROAD RACE

SENIOR SUPPORT

Senior Support Qualifying

Friday, 24 July 2015

DETAILED RESULT



Qualifying Classification

Position

9 127 Stephen CASEY

SSEN Behind 6.582

Best Time 2:00.470 Best Speed 89.888 On 5 Gp

Lap	Elapsed Time	Lap Time	Lap Speed
1	2:32.681	2:32.681	70.924
2	4:36.150	2:03.469	87.705
3	6:40.595	2:04.445	87.017
4	8:41.686	2:01.091	89.427
5	10:42.156	2:00.470	89.888

Qualifying Classification

Position

13 134 Tam NICHOLL

SSEN Behind 8.541

Best Time 2:02.429 Best Speed 88.450 On 5 Gp

Lap	Elapsed Time	Lap Time	Lap Speed
1	2:30.989	2:30.989	71.719
2	4:40.514	2:09.525	83.604
3	6:44.450	2:03.936	87.374
4	8:49.044	2:04.594	86.913
5	10:51.473	2:02.429	88.450

10 74 Tommy HENRY

SSEN Behind 6.593

Best Time 2:00.481 Best Speed 89.880 On 5 Gp

Lap	Elapsed Time	Lap Time	Lap Speed
1	3:12.325	3:12.325	56.305
2	5:18.828	2:06.503	85.601
3	7:27.768	2:08.940	83.983
4	9:29.956	2:02.188	88.624
5	11:30.437	2:00.481	89.880

14 38 Derek WILKIE

SSEN Behind 8.941

Best Time 2:02.829 Best Speed 88.162 On 3 Gp

Lap	Elapsed Time	Lap Time	Lap Speed
1	2:14.678	2:14.678	80.405
2	4:17.853	2:03.175	87.914
3	6:20.682	2:02.829	88.162
4	8:34.837	2:14.155	80.719
5	10:38.248	2:03.411	87.746

11 29 Steven CLARKE

SSEN Behind 7.226

Best Time 2:01.114 Best Speed 89.410 On 3 Gp

Lap	Elapsed Time	Lap Time	Lap Speed
1	2:35.159	2:35.159	69.792
2	4:40.670	2:05.511	86.278
3	6:41.784	2:01.114	89.410
4	8:44.521	2:02.737	88.228
5	10:46.018	2:01.497	89.128

15 43 Stephen DEGNAN

SSEN Behind 9.008

Best Time 2:02.896 Best Speed 88.114 On 4 Gp

Lap	Elapsed Time	Lap Time	Lap Speed
1	2:30.863	2:30.863	71.779
2	4:35.938	2:05.075	86.578
3	6:40.481	2:04.543	86.948
4	8:43.377	2:02.896	88.114
5	10:47.073	2:03.696	87.544

12 126 Christopher WATSON

SSEN Behind 7.435

Best Time 2:01.323 Best Speed 89.256 On 5 Gp

Lap	Elapsed Time	Lap Time	Lap Speed
1	2:33.167	2:33.167	70.699
2	4:37.258	2:04.091	87.265
3	6:41.529	2:04.271	87.139
4	8:43.667	2:02.138	88.660
5	10:44.990	2:01.323	89.256

16 57 Adrian LOGUE

SSEN Behind 9.585

Best Time 2:03.473 Best Speed 87.702 On 4 Gp

Lap	Elapsed Time	Lap Time	Lap Speed
1	2:14.008	2:14.008	80.807
2	4:19.309	2:05.301	86.422
3	6:22.823	2:03.514	87.673
4	8:26.296	2:03.473	87.702
5	10:31.432	2:05.136	86.536

SGS International ARMOY ROAD RACE

SENIOR SUPPORT

Senior Support Qualifying

Friday, 24 July 2015

DETAILED RESULT



Qualifying Classification

Position

17 119 Kris DUNCAN

SSEN Behind 10.057

Best Time **2:03.945** Best Speed **87.368** On **4** Gp

Lap	Elapsed Time	Lap Time	Lap Speed
1	3:02.008	3:02.008	59.496
2	5:10.764	2:08.756	84.103
3	7:15.550	2:04.786	86.779
4	9:19.495	2:03.945	87.368
5	11:24.700	2:05.205	86.489

Qualifying Classification

Position

21 46 Stephen WILSON

SSEN Behind 14.248

Best Time **2:08.136** Best Speed **84.510** On **5** Gp

Lap	Elapsed Time	Lap Time	Lap Speed
1	3:03.932	3:03.932	58.874
2	5:18.613	2:14.681	80.403
3	7:29.399	2:10.786	82.798
4	9:39.627	2:10.228	83.153
5	11:47.763	2:08.136	84.510

18 14 Rodney LITTLE

SSEN Behind 10.552

Best Time **2:04.440** Best Speed **87.020** On **3** Gp

Lap	Elapsed Time	Lap Time	Lap Speed
1	2:53.252	2:53.252	62.503
2	4:58.686	2:05.434	86.331
3	7:03.126	2:04.440	87.020
4	9:09.294	2:06.168	85.828
5	11:15.615	2:06.321	85.724

22 104 Mark LINTON

SSEN Behind 14.375

Best Time **2:08.263** Best Speed **84.427** On **5** Gp

Lap	Elapsed Time	Lap Time	Lap Speed
1	2:34.572	2:34.572	70.057
2	4:46.550	2:11.978	82.050
3	6:56.886	2:10.336	83.084
4	9:07.296	2:10.410	83.037
5	11:15.559	2:08.263	84.427

19 11 John CAHILL

SSEN Behind 11.395

Best Time **2:05.283** Best Speed **86.435** On **5** Gp

Lap	Elapsed Time	Lap Time	Lap Speed
1	2:25.861	2:25.861	74.241
2	4:34.955	2:09.094	83.883
3	6:41.304	2:06.349	85.705
4	8:48.419	2:07.115	85.189
5	10:53.702	2:05.283	86.435

23 60 George SCOTT

SSEN Behind 16.120

Best Time **2:10.008** Best Speed **83.293** On **5** Gp

Lap	Elapsed Time	Lap Time	Lap Speed
1	3:03.515	3:03.515	59.008
2	5:17.471	2:13.956	80.838
3	7:28.930	2:11.459	82.374
4	9:39.654	2:10.724	82.837
5	11:49.662	2:10.008	83.293

20 51 David HOLLAND

SSEN Behind 13.282

Best Time **2:07.170** Best Speed **85.152** On **4** Gp

Lap	Elapsed Time	Lap Time	Lap Speed
1	2:50.707	2:50.707	63.435
2	5:02.552	2:11.845	82.133
3	7:10.131	2:07.579	84.879
4	9:17.301	2:07.170	85.152
5	11:24.541	2:07.240	85.105

24 176 James CHRISTIE

SSEN Behind 19.426

Best Time **2:13.314** Best Speed **81.228** On **5** Gp

Lap	Elapsed Time	Lap Time	Lap Speed
1	2:30.536	2:30.536	71.935
2	4:46.133	2:15.597	79.860
3	7:01.201	2:15.068	80.173
4	9:15.895	2:14.694	80.396
5	11:29.209	2:13.314	81.228

SGS International ARMOY ROAD RACE

SENIOR SUPPORT

Senior Support Qualifying

Friday, 24 July 2015

DETAILED RESULT



Qualifying Classification

Position

25 34 Yvonne MONTGOMERY

SSEN Behind 21.791

Best Time 2:15.679 Best Speed 79.812 On 2 Gp

Lap	Elapsed Time	Lap Time	Lap Speed
1	2:41.172	2:41.172	67.188
2	4:56.851	2:15.679	79.812
3	7:14.589	2:17.738	78.619
4	9:31.849	2:17.260	78.893
5	11:49.404	2:17.555	78.723

26 7 Sarah BOYES

SSEN Behind 24.966

Best Time 2:18.854 Best Speed 77.987 On 4 Gp

Lap	Elapsed Time	Lap Time	Lap Speed
1	3:01.143	3:01.143	59.780
2	5:20.478	2:19.335	77.718
3	7:39.595	2:19.117	77.840
4	9:58.449	2:18.854	77.987

27 130 Nigel McAULEY

SSEN Behind 26.990

Best Time 2:20.878 Best Speed 76.867 On 4 Gp

Lap	Elapsed Time	Lap Time	Lap Speed
1	3:01.245	3:01.245	59.747
2	5:24.329	2:23.084	75.681
3	7:45.633	2:21.304	76.635
4	10:06.511	2:20.878	76.867

28 30 David GRAHAM

SSEN Behind 29.183

Best Time 2:23.071 Best Speed 75.688 On 4 Gp

Lap	Elapsed Time	Lap Time	Lap Speed
1	2:49.447	2:49.447	63.907
2	5:16.024	2:26.577	73.878
3	7:42.471	2:26.447	73.943
4	10:05.542	2:23.071	75.688

SGS International ARMOY ROAD RACE

SENIOR SUPPORT

Senior Support Qualifying

Friday, 24 July 2015



SPEED TRAP

Class	No/Name	Fastest	Lap 2	Lap 3	Lap 4	Lap 5	Lap 6	Lap 7	Lap 8	Lap 9	Lap 10	Lap 11	Lap 12	Lap 13
75	Kevin FITZPATRICK	147.9	138.9	137.9	147.9	140.5								
74	Tommy HENRY	146.3	143.0	127.2	146.3	140.0								
87	Ian SIMPSON	145.9	139.5	145.9	133.0	132.1								
38	Derek WILKIE	145.6	141.7	145.6	141.1	127.5								
59	Darryl TWEED	144.3	135.4	139.2	134.2	144.3								
115	Ryan MAHER	142.3	127.7	138.7	139.0	142.3								
13	Seanie SMITH	140.0	137.2	140.0	138.2	138.4								
47	Timothy ELWOOD	139.8	126.3	135.4	134.4	129.4	139.8							
78	Dean CAMPBELL	138.5	135.9	138.5	137.8	129.2								
29	Steven CLARKE	137.7	134.2	137.7	133.4	127.4								
119	Kris DUNCAN	136.4	117.3	118.8	122.5	136.4								
104	Mark LINTON	134.6	120.8	134.6	121.6	117.6								
57	Adrian LOGUE	130.8	129.7	129.7	130.8	127.8								
43	Stephen DEGNAN	130.5	123.0	124.1	130.5	119.6								
14	Rodney LITTLE	130.5	121.8	124.3	129.6	130.5								
134	Tam NICHOLL	130.5	111.2	130.1	127.0	130.5								
127	Stephen CASEY	130.4	130.4	122.0	122.1	124.4								
164	Stephen TOBIN	130.2	123.2	122.5	129.5	130.2								
51	David HOLLAND	129.3	106.0	123.6	126.0	129.3								
176	James CHRISTIE	128.2	112.6	128.2	112.1	117.8								
126	Christopher WATSON	126.8	125.7	126.6	126.8	123.9								
11	John CAHILL	123.4	114.1	117.0	119.8	123.4								
34	Yvonne MONTGOMERY	122.4	122.4	116.7	120.8	114.1								
7	Sarah BOYES	120.1	120.1	119.7	118.8									
46	Stephen WILSON	118.4	104.8	108.0	111.1	118.4								
130	Nigel McAULEY	117.2	103.1	115.3	117.2									
60	George SCOTT	116.2	109.5	110.9	116.2	114.7								
30	David GRAHAM	101.9	93.9	96.0	101.9									

SGS INTERNATIONAL ARMOY ROAD RACE

SENIOR SUPPORT

Armoys 3.008 miles


R11: Armoys Construction/Park Electrical Services Senior Support

25/07/2015 16:00

Race (7 Laps)

RACE 11 - SENIOR SUPPORT

			130		12
7		34	A	176	11
C		B		A	
	60		104		10
	B		A		
46		51		11	9
C		B		A	C
<hr/>					
			14		8
119	B	57	A	43	7
C		B		A	
	38		134		6
	B		A		
126		29		74	5
C		B		A	B
<hr/>					
			127		4
87	B	164	A	59	3
C		B		A	
	13		78		2
	B		A		
115		47		75	1
C		B		A	A
				POLE POSITION	



Promoted by Armoys Motorcycle Road Racing Club

Orbits

Provisional result to be confirmed by the Stewards of the Meeting subject to the completion of technical inspections and the time limit for protests.

MCUI (Ulster Centre) Timing @ www.elaps-timing.com



Ride on
Delta
Seven

SGS International ARMOY ROAD RACE

SENIOR SUPPORT

Race 11 - Armoyn Construction / Park Electrical Services Senior Support

Saturday, 25 July 2015




Pos	Class	No	Name	Machine / Sponsor	Gp	Lap	Total Time	Behind	Speed	-----Best Lap-----		
										Time	Speed	On
Race Classification												
1	SSEN	75	Kevin FITZPATRICK	Suzuki 750	a	3	5:44.322		94.349	1:51.646	96.992	3
2	SSEN	115	Ryan MAHER	Triumph 675 - One Fifteen Motorcycles	a	3	5:46.562	2.240	93.739	1:53.134	95.717	2
3	SSEN	78	Dean CAMPBELL	Suzuki 600	a	3	5:46.618	2.296	93.724	1:53.187	95.672	3
4	SSEN	13	Seanie SMITH	Suzuki 750	a	3	5:51.567	7.245	92.405	1:53.849	95.115	2
5	SSEN	164	Stephen TOBIN	Yamaha 600	a	3	5:55.064	10.742	91.494	1:56.551	92.910	3
6	SSEN	59	Darryl TWEED	Triumph 675 - Maher Racing	a	3	5:55.292	10.970	91.436	1:55.760	93.545	3
7	SSEN	127	Stephen CASEY	Yamaha 600	a	3	5:55.396	11.074	91.409	1:55.661	93.625	3
8	SSEN	119	Kris DUNCAN	Kawasaki 600 - Shirlaw's Motorcycles	b	3	6:01.203	16.881	89.939	1:58.018	91.755	3
9	SSEN	43	Stephen DEGNAN	Kawasaki 600	b	3	6:07.933	23.611	88.294	2:00.321	89.999	3
10	SSEN	126	Christopher WATSON	Kawasaki 600 - Watson Racing	b	3	6:09.022	24.700	88.034	2:00.613	89.781	3
11	SSEN	29	Steven CLARKE	Yamaha 600	b	3	6:09.129	24.807	88.008	2:00.100	90.165	2
12	SSEN	134	Tam NICHOLL	Yamaha 600 - Nicholl Racing	b	3	6:09.779	25.457	87.854	1:59.884	90.327	3
13	SSEN	38	Derek WILKIE	Triumph 675	b	3	6:10.828	26.506	87.605	1:59.880	90.330	3
14	SSEN	11	John CAHILL	Suzuki 750	c	3	6:16.698	32.376	86.240	2:03.427	87.734	2
15	SSEN	51	David HOLLAND	Yamaha 600	c	3	6:21.226	36.904	85.216	2:05.074	86.579	2
16	SSEN	14	Rodney LITTLE	Yamaha 600	b	3	6:21.933	37.611	85.058	2:03.509	87.676	2
17	SSEN	57	Adrian LOGUE	Suzuki 750	b	3	6:28.087	43.765	83.709	2:04.444	87.017	3
18	SSEN	46	Stephen WILSON	Suzuki 750 - Team Miserable	c	3	6:28.599	44.277	83.599	2:05.018	86.618	3
19	SSEN	104	Mark LINTON	Kawasaki 600 - M-Tuning	c	3	6:33.093	48.771	82.643	2:09.520	83.607	2
20	SSEN	34	Yvonne MONTGOMERY	Suzuki 600	c	3	6:37.084	52.762	81.812	2:07.746	84.768	3
21	SSEN	60	George SCOTT	Honda 600	c	3	6:37.115	52.793	81.806	2:08.407	84.332	2
22	SSEN	176	James CHRISTIE	Honda 600 - Team JCR	c	3	6:41.498	57.176	80.913	2:09.969	83.318	2
23	SSEN	7	Sarah BOYES	Yamaha 600	c	3	6:53.877	1:09.555	78.493	2:14.442	80.546	2
24	SSEN	130	Nigel McAULEY	Yamaha 600	c	3	7:06.257	1:21.935	76.213	2:19.010	77.899	2

Fastest Lap

SSEN	75	Kevin FITZPATRICK	Suzuki 750	1:51.646	96.992	3
------	----	-------------------	------------	----------	--------	---

Provisional result to be confirmed by the Stewards of the Meeting subject to completion of technical inspections & the time limit for protests

Page 1 / 1

Circuit	Armoyn	Signed		Organising Club	Armoyn MRRC
Length(miles)	3.0080		Chief Timekeeper	Race Started	18:09
Weather	Sunny	Issued At:	18:21	Gp Time Diff - b 14.14 / c 32.02	
Track	Dry				



SGS International ARMOY ROAD RACE

SENIOR SUPPORT

Race 11 - Armoyn Construction / Park Electrical Services Senior Sup

Saturday, 25 July 2015

DETAILED RESULT



Race Classification

1 75 Kevin FITZPATRICK

Total Time **5:44.322** Avg Speed **94.349** Behind
Best Time **1:51.646** Best Speed **96.992** On **3** Gp **a**

Lap	Elapsed Time	Lap Time	Lap Speed
1	1:59.563	1:59.563	90.570
2	3:52.676	1:53.113	95.734
3	5:44.322	1:51.646	96.992

2 115 Ryan MAHER

Total Time **5:46.562** Avg Speed **93.739** Behind **2.240**
Best Time **1:53.134** Best Speed **95.717** On **2** Gp **a**

Lap	Elapsed Time	Lap Time	Lap Speed
1	1:59.715	1:59.715	90.455
2	3:52.849	1:53.134	95.717
3	5:46.562	1:53.713	95.229

3 78 Dean CAMPBELL

Total Time **5:46.618** Avg Speed **93.724** Behind **2.296**
Best Time **1:53.187** Best Speed **95.672** On **3** Gp **a**

Lap	Elapsed Time	Lap Time	Lap Speed
1	1:59.360	1:59.360	90.724
2	3:53.431	1:54.071	94.930
3	5:46.618	1:53.187	95.672

4 13 Seanie SMITH

Total Time **5:51.567** Avg Speed **92.405** Behind **7.245**
Best Time **1:53.849** Best Speed **95.115** On **2** Gp **a**

Lap	Elapsed Time	Lap Time	Lap Speed
1	2:01.646	2:01.646	89.019
2	3:55.495	1:53.849	95.115
3	5:51.567	1:56.072	93.294

5 164 Stephen TOBIN

Total Time **5:55.064** Avg Speed **91.494** Behind **10.742**
Best Time **1:56.551** Best Speed **92.910** On **3** Gp **a**

Lap	Elapsed Time	Lap Time	Lap Speed
1	2:01.640	2:01.640	89.023
2	3:58.513	1:56.873	92.654
3	5:55.064	1:56.551	92.910

Race Classification

6 59 Darryl TWEED

Total Time **5:55.292** Avg Speed **91.436** Behind **10.970**
Best Time **1:55.760** Best Speed **93.545** On **3** Gp **a**

Lap	Elapsed Time	Lap Time	Lap Speed
1	2:03.086	2:03.086	87.978
2	3:59.532	1:56.446	92.994
3	5:55.292	1:55.760	93.545

7 127 Stephen CASEY

Total Time **5:55.396** Avg Speed **91.409** Behind **11.074**
Best Time **1:55.661** Best Speed **93.625** On **3** Gp **a**

Lap	Elapsed Time	Lap Time	Lap Speed
1	2:02.754	2:02.754	88.215
2	3:59.735	1:56.981	92.569
3	5:55.396	1:55.661	93.625

8 119 Kris DUNCAN

Total Time **6:01.203** Avg Speed **89.939** Behind **16.881**
Best Time **1:58.018** Best Speed **91.755** On **3** Gp **b**

Lap	Elapsed Time	Lap Time	Lap Speed
1	2:04.833	2:04.833	86.746
2	4:03.185	1:58.352	91.497
3	6:01.203	1:58.018	91.755

9 43 Stephen DEGNAN

Total Time **6:07.933** Avg Speed **88.294** Behind **23.611**
Best Time **2:00.321** Best Speed **89.999** On **3** Gp **b**

Lap	Elapsed Time	Lap Time	Lap Speed
1	2:06.294	2:06.294	85.743
2	4:07.612	2:01.318	89.260
3	6:07.933	2:00.321	89.999

10 126 Christopher WATSON

Total Time **6:09.022** Avg Speed **88.034** Behind **24.700**
Best Time **2:00.613** Best Speed **89.781** On **3** Gp **b**

Lap	Elapsed Time	Lap Time	Lap Speed
1	2:07.071	2:07.071	85.218
2	4:08.409	2:01.338	89.245
3	6:09.022	2:00.613	89.781

SGS International ARMOY ROAD RACE

SENIOR SUPPORT

Race 11 - Armoyn Construction / Park Electrical Services Senior Sup

Saturday, 25 July 2015

DETAILED RESULT



Race Classification

11 29 Steven CLARKE

Total Time **6:09.129** Avg Speed **88.008** Behind **24.807**
Best Time **2:00.100** Best Speed **90.165** On **2** Gp **b**

Lap	Elapsed Time	Lap Time	Lap Speed
1	2:08.750	2:08.750	84.107
2	4:08.850	2:00.100	90.165
3	6:09.129	2:00.279	90.031

Race Classification

16 14 Rodney LITTLE

Total Time **6:21.933** Avg Speed **85.058** Behind **37.611**
Best Time **2:03.509** Best Speed **87.676** On **2** Gp **b**

Lap	Elapsed Time	Lap Time	Lap Speed
1	2:13.951	2:13.951	80.842
2	4:17.460	2:03.509	87.676
3	6:21.933	2:04.473	86.997

12 134 Tam NICHOLL

Total Time **6:09.779** Avg Speed **87.854** Behind **25.457**
Best Time **1:59.884** Best Speed **90.327** On **3** Gp **b**

Lap	Elapsed Time	Lap Time	Lap Speed
1	2:07.974	2:07.974	84.617
2	4:09.895	2:01.921	88.818
3	6:09.779	1:59.884	90.327

17 57 Adrian LOGUE

Total Time **6:28.087** Avg Speed **83.709** Behind **43.765**
Best Time **2:04.444** Best Speed **87.017** On **3** Gp **b**

Lap	Elapsed Time	Lap Time	Lap Speed
1	2:16.281	2:16.281	79.459
2	4:23.643	2:07.362	85.024
3	6:28.087	2:04.444	87.017

13 38 Derek WILKIE

Total Time **6:10.828** Avg Speed **87.605** Behind **26.506**
Best Time **1:59.880** Best Speed **90.330** On **3** Gp **b**

Lap	Elapsed Time	Lap Time	Lap Speed
1	2:09.376	2:09.376	83.700
2	4:10.948	2:01.572	89.073
3	6:10.828	1:59.880	90.330

18 46 Stephen WILSON

Total Time **6:28.599** Avg Speed **83.599** Behind **44.277**
Best Time **2:05.018** Best Speed **86.618** On **3** Gp **c**

Lap	Elapsed Time	Lap Time	Lap Speed
1	2:18.390	2:18.390	78.248
2	4:23.581	2:05.191	86.498
3	6:28.599	2:05.018	86.618

14 11 John CAHILL

Total Time **6:16.698** Avg Speed **86.240** Behind **32.376**
Best Time **2:03.427** Best Speed **87.734** On **2** Gp **c**

Lap	Elapsed Time	Lap Time	Lap Speed
1	2:09.112	2:09.112	83.871
2	4:12.539	2:03.427	87.734
3	6:16.698	2:04.159	87.217

19 104 Mark LINTON

Total Time **6:33.093** Avg Speed **82.643** Behind **48.771**
Best Time **2:09.520** Best Speed **83.607** On **2** Gp **c**

Lap	Elapsed Time	Lap Time	Lap Speed
1	2:13.801	2:13.801	80.932
2	4:23.321	2:09.520	83.607
3	6:33.093	2:09.772	83.445

15 51 David HOLLAND

Total Time **6:21.226** Avg Speed **85.216** Behind **36.904**
Best Time **2:05.074** Best Speed **86.579** On **2** Gp **c**

Lap	Elapsed Time	Lap Time	Lap Speed
1	2:09.858	2:09.858	83.390
2	4:14.932	2:05.074	86.579
3	6:21.226	2:06.294	85.743

20 34 Yvonne MONTGOMERY

Total Time **6:37.084** Avg Speed **81.812** Behind **52.762**
Best Time **2:07.746** Best Speed **84.768** On **3** Gp **c**

Lap	Elapsed Time	Lap Time	Lap Speed
1	2:18.614	2:18.614	78.122
2	4:29.338	2:10.724	82.837
3	6:37.084	2:07.746	84.768

SGS International ARMOY ROAD RACE

SENIOR SUPPORT

Race 11 - Armoyn Construction / Park Electrical Services Senior Sup

Saturday, 25 July 2015

DETAILED RESULT



Race Classification

21 60 George SCOTT

Total Time **6:37.115** Avg Speed **81.806** Behind **52.793**

Best Time **2:08.407** Best Speed **84.332** On **2** Gp **c**

Lap	Elapsed Time	Lap Time	Lap Speed
1	2:19.086	2:19.086	77.857
2	4:27.493	2:08.407	84.332
3	6:37.115	2:09.622	83.541

22 176 James CHRISTIE

Total Time **6:41.498** Avg Speed **80.913** Behind **57.176**

Best Time **2:09.969** Best Speed **83.318** On **2** Gp **c**

Lap	Elapsed Time	Lap Time	Lap Speed
1	2:20.167	2:20.167	77.256
2	4:30.136	2:09.969	83.318
3	6:41.498	2:11.362	82.435

23 7 Sarah BOYES

Total Time **6:53.877** Avg Speed **78.493** Behind **1:09.555**

Best Time **2:14.442** Best Speed **80.546** On **2** Gp **c**

Lap	Elapsed Time	Lap Time	Lap Speed
1	2:24.473	2:24.473	74.954
2	4:38.915	2:14.442	80.546
3	6:53.877	2:14.962	80.236

24 130 Nigel McAULEY

Total Time **7:06.257** Avg Speed **76.213** Behind **1:21.935**

Best Time **2:19.010** Best Speed **77.899** On **2** Gp **c**

Lap	Elapsed Time	Lap Time	Lap Speed
1	2:28.079	2:28.079	73.129
2	4:47.089	2:19.010	77.899
3	7:06.257	2:19.168	77.811

SGS International ARMOY ROAD RACE

SENIOR SUPPORT

Race 11 - Armoyn Construction / Park Electrical Services Senior Supp

LAP CHART



1					2					3				
No	Name	Gp	Time of Day	Lap Time	No	Name	Gp	Time of Day	Lap Time	No	Name	Gp	Time of Day	Lap Time
78	Dean CAMPBELL	a	18:11:23.410	1:59.360	75	Kevin FITZPATRICK	a	18:13:16.726	1:53.113	75	Kevin FITZPATRICK	a	18:15:08.372	1:51.646
75	Kevin FITZPATRICK	a	18:11:23.613	1:59.563	115	Ryan MAHER	a	18:13:16.899	1:53.134	115	Ryan MAHER	a	18:15:10.612	1:53.713
115	Ryan MAHER	a	18:11:23.765	1:59.715	78	Dean CAMPBELL	a	18:13:17.481	1:54.071	78	Dean CAMPBELL	a	18:15:10.668	1:53.187
164	Stephen TOBIN	a	18:11:25.690	2:01.640	13	Seanie SMITH	a	18:13:19.545	1:53.849	13	Seanie SMITH	a	18:15:15.617	1:56.072
13	Seanie SMITH	a	18:11:25.696	2:01.646	164	Stephen TOBIN	a	18:13:22.563	1:56.873	164	Stephen TOBIN	a	18:15:19.114	1:56.551
127	Stephen CASEY	a	18:11:26.804	2:02.754	59	Darryl TWEED	a	18:13:23.582	1:56.446	59	Darryl TWEED	a	18:15:19.342	1:55.760
59	Darryl TWEED	a	18:11:27.136	2:03.086	127	Stephen CASEY	a	18:13:23.785	1:56.981	127	Stephen CASEY	a	18:15:19.446	1:55.661
119	Kris DUNCAN	b	18:11:28.883	2:04.833	119	Kris DUNCAN	b	18:13:27.235	1:58.352	119	Kris DUNCAN	b	18:15:25.253	1:58.018
43	Stephen DEGNAN	b	18:11:30.344	2:06.294	43	Stephen DEGNAN	b	18:13:31.662	2:01.318	43	Stephen DEGNAN	b	18:15:31.983	2:00.321
126	Christopher WATSON	b	18:11:31.121	2:07.071	126	Christopher WATSON	b	18:13:32.459	2:01.338	126	Christopher WATSON	b	18:15:33.072	2:00.613
134	Tam NICHOLL	b	18:11:32.024	2:07.974	29	Steven CLARKE	b	18:13:32.900	2:00.100	29	Steven CLARKE	b	18:15:33.179	2:00.279
29	Steven CLARKE	b	18:11:32.800	2:08.750	134	Tam NICHOLL	b	18:13:33.945	2:01.921	134	Tam NICHOLL	b	18:15:33.829	1:59.884
11	John CAHILL	c	18:11:33.162	2:09.112	38	Derek WILKIE	b	18:13:34.998	2:01.572	38	Derek WILKIE	b	18:15:34.878	1:59.880
38	Derek WILKIE	b	18:11:33.426	2:09.376	11	John CAHILL	c	18:13:36.589	2:03.427	11	John CAHILL	c	18:15:40.748	2:04.159
51	David HOLLAND	c	18:11:33.908	2:09.858	51	David HOLLAND	c	18:13:38.982	2:05.074	51	David HOLLAND	c	18:15:45.276	2:06.294
104	Mark LINTON	c	18:11:37.851	2:13.801	14	Rodney LITTLE	b	18:13:41.510	2:03.509	14	Rodney LITTLE	b	18:15:45.983	2:04.473
14	Rodney LITTLE	b	18:11:38.001	2:13.951	104	Mark LINTON	c	18:13:47.371	2:09.520	57	Adrian LOGUE	b	18:15:52.137	2:04.444
57	Adrian LOGUE	b	18:11:40.331	2:16.281	46	Stephen WILSON	c	18:13:47.631	2:05.191	46	Stephen WILSON	c	18:15:52.649	2:05.018
46	Stephen WILSON	c	18:11:42.440	2:18.390	57	Adrian LOGUE	b	18:13:47.693	2:07.362	104	Mark LINTON	c	18:15:57.143	2:09.772
34	Yvonne MONTGOMERY	c	18:11:42.664	2:18.614	60	George SCOTT	c	18:13:51.543	2:08.407	34	Yvonne MONTGOMERY	c	18:16:01.134	2:07.746
60	George SCOTT	c	18:11:43.136	2:19.086	34	Yvonne MONTGOMERY	c	18:13:53.388	2:10.724	60	George SCOTT	c	18:16:01.165	2:09.622
176	James CHRISTIE	c	18:11:44.217	2:20.167	176	James CHRISTIE	c	18:13:54.186	2:09.969	176	James CHRISTIE	c	18:16:05.548	2:11.362
7	Sarah BOYES	c	18:11:48.523	2:24.473	7	Sarah BOYES	c	18:14:02.965	2:14.442	7	Sarah BOYES	c	18:16:17.927	2:14.962
130	Nigel McAULEY	c	18:11:52.129	2:28.079	130	Nigel McAULEY	c	18:14:11.139	2:19.010	130	Nigel McAULEY	c	18:16:30.307	2:19.168

SGS International ARMOY ROAD RACE

SENIOR SUPPORT

Race 11 - Armoyn Construction / Park Electrical Services Senior Support
Saturday, 25 July 2015



SPEED TRAP

Class	No/Nam	Fastest	Lap 2	Lap 3	Lap 4	Lap 5	Lap 6	Lap 7	Lap 8	Lap 9	Lap 10	Lap 11	Lap 12	Lap 13
SSE	115 Ryan MAHER	144.4	144.4	139.8										
SSE	75 Kevin FITZPATRICK	141.8	141.8	141.3										
SSE	13 Seanie SMITH	139.1	139.1	137.9										
SSE	78 Dean CAMPBELL	137.8	137.8	132.3										
SSE	43 Stephen DEGNAN	137.5	127.7	137.5										
SSE	119 Kris DUNCAN	137.1	136.3	137.1										
SSE	59 Darryl TWEED	136.9	133.4	136.9										
SSE	164 Stephen TOBIN	135.0	126.8	135.0										
SSE	134 Tam NICHOLL	133.5	133.5	128.6										
SSE	38 Derek WILKIE	133.4	133.4	128.1										
SSE	29 Steven CLARKE	132.5	129.2	132.5										
SSE	14 Rodney LITTLE	130.0	126.2	130.0										
SSE	11 John CAHILL	128.6	128.6	125.0										
SSE	126 Christopher WATSON	127.3	127.3	122.5										
SSE	7 Sarah BOYES	125.7	123.0	125.7										
SSE	127 Stephen CASEY	125.2	125.2	123.4										
SSE	130 Nigel McAULEY	123.9	123.9	123.1										
SSE	46 Stephen WILSON	123.7	123.7	104.1										
SSE	51 David HOLLAND	123.3	123.3	118.1										
SSE	57 Adrian LOGUE	121.6	115.9	121.6										
SSE	34 Yvonne MONTGOMERY	121.6	116.6	121.6										
SSE	60 George SCOTT	119.1	110.1	119.1										
SSE	104 Mark LINTON	117.0	115.1	117.0										
SSE	176 James CHRISTIE	116.9	116.9	113.9										

ROAD RACE - IRISH SENIOR SUPPORT

2015

Pos	No.	Name	Total	Diff	Gap	#1 #2 #3 #4 #5 #6					
						R1	R1	R1	R1	R1	R1
1	75	Kevin FITZPATRICK	140	0	0	20	25	25	20	25	25
2	13	Seanie SMITH	81	59	59	16	11	11	10	20	13
3	78	Dean CAMPBELL	73	67	8	25	16	x	x	16	16
4	115	Ryan MAHER	55	85	18	x	x	13	11	11	20
5	47	Timothy ELWOOD	51	89	4	2	x	20	16	13	x
6	171	Brian COOMEY	51	89	0	9	13	10	9	10	x
7	59	Darryl TWEED	32	108	19	6	x	16	x	x	10
8	143	Joe NEWBOULD	31	109	1	11	20	x	x	x	x
9	164	Stephen TOBIN	30	110	1	4	2	x	13	x	11
10	32	Steven PROCTER	25	115	5	x	x	x	25	x	x
11	74	Tommy HENRY	21	119	4	x	8	8	5	x	x
12	127	Stephen CASEY	18	122	3	x	x	9	x	x	9
13	43	Stephen DEGNAN	17	123	1	10	x	x	x	x	7
14	749	Paul SWORDS	15	125	2	x	x	x	8	7	x
15	11	John CAHILL	15	125	0	x	x	x	4	9	2
16	87	Ian SIMPSON	14	126	1	7	7	x	x	x	x
17	97	William HARA	14	126	0	8	6	x	x	x	x
18	41	Ben REA	13	127	1	13	x	x	x	x	x
19	14	Rodney LITTLE	12	128	1	x	10	x	2	x	x
20	51	David HOLLAND	11	129	1	x	3	7	x	x	1
21	57	Adrian LOGUE	10	130	1	x	x	6	x	4	x
22	126	Christopher WATSON	9	131	1	3	x	x	x	x	6
23	31	Allan BRODIE	9	131	0	x	9	x	x	x	x
24	112	Martin CURRAMS	9	131	0	x	x	3	x	6	x
25	119	Kris DUNCAN	8	132	1	x	x	x	x	x	8
26	90	Sean RIDLEY	8	132	0	x	x	x	x	8	x
27	54	Andy McPHERSON	7	133	1	x	x	x	7	x	x
28	29	David LEWIS	6	134	1	x	x	x	6	x	x
29	31	Gary O'BRIEN	6	134	0	5	x	x	1	x	x
30	29	Steven CLARKE	5	135	1	x	x	x	x	x	5
31	30	Jason CORCORAN	5	135	0	x	x	x	x	5	x
32	67	Gavin BROWN	5	135	0	x	x	5	x	x	x
33	35	Fabrice FAIVRE	5	135	0	x	5	x	x	x	x
34	136	John O'DONOVAN	5	135	0	x	x	2	3	x	x
35	134	Tam NICHOLL	4	136	1	x	x	x	x	x	4
36	316	Stephen MORRISON	4	136	0	x	x	4	x	x	x
37	69	Derek WILSON	4	136	0	x	4	x	x	x	x
38	38	Derek WILKIE	3	137	1	x	x	x	x	x	3
39	69	Darragh TRAPPE	3	137	0	x	x	x	x	3	x
40	613	Dario CECCONI	3	137	0	x	x	1	x	2	x
41	187	Trevor MATTHEWSON	1	139	2	1	x	x	x	x	x
42	199	Paul FALLON	1	139	0	x	x	x	x	1	x
43	131	Robert CAIRNS	1	139	0	x	1	x	x	x	x

Event Legend

#1	24/04/2015	KDM HIRE COOKSTOWN 100	#4	03/07/2015	AXA Bikecare SKERRIES 100
#2	01/05/2015	AROUND A POUND TANDRAGEE 100	#5	11/07/2015	PRINCIPAL INSURANCE RACE OF THE SOUT
#3	21/06/2015	CAROLE NASH KELLS ROAD RACE	#6	24/07/2015	SGS INTERNATIONAL ARMOY ROAD RACE

ROAD RACE - ULSTER SENIOR SUPPORT

2015

Pos	No.	Name	Total	Diff	Gap	#1	#2	#3
						R1	R1	R1
1	75	Kevin FITZPATRICK	70	0	0	20	25	25
2	78	Dean CAMPBELL	57	13	13	25	16	16
3	13	Seanie SMITH	40	30	17	16	11	13
4	143	Joe NEWBOULD	31	39	9	11	20	x
5	171	Brian COOMEY	22	48	9	9	13	x
6	115	Ryan MAHER	20	50	2	x	x	20
7	164	Stephen TOBIN	17	53	3	4	2	11
8	43	Stephen DEGNAN	17	53	0	10	x	7
9	59	Darryl TWEED	16	54	1	6	x	10
10	97	William HARA	14	56	2	8	6	x
11	87	Ian SIMPSON	14	56	0	7	7	x
12	41	Ben REA	13	57	1	13	x	x
13	14	Rodney LITTLE	10	60	3	x	10	x
14	127	Stephen CASEY	9	61	1	x	x	9
15	31	Allan BRODIE	9	61	0	x	9	x
16	126	Christopher WATSON	9	61	0	3	x	6
17	119	Kris DUNCAN	8	62	1	x	x	8
18	74	Tommy HENRY	8	62	0	x	8	x
19	29	Steven CLARKE	5	65	3	x	x	5
20	35	Fabrice FAIVRE	5	65	0	x	5	x
21	31	Gary O'BRIEN	5	65	0	5	x	x
22	134	Tam NICHOLL	4	66	1	x	x	4
23	69	Derek WILSON	4	66	0	x	4	x
24	51	David HOLLAND	4	66	0	x	3	1
25	38	Derek WILKIE	3	67	1	x	x	3
26	47	Timothy ELWOOD	2	68	1	2	x	x
27	11	John CAHILL	2	68	0	x	x	2
28	187	Trevor MATTHEWSON	1	69	1	1	x	x
29	131	Robert CAIRNS	1	69	0	x	1	x

Event Legend

#1	24/04/2015	KDM HIRE COOKSTOWN 100	#3	24/07/2015	SGS INTERNATIONAL ARMOY ROAD RACE
#2	01/05/2015	AROUND A POUND TANDRAGEE 100			