



ARMOY ROAD RACE

The Race of Legends

Friday 24th & Saturday 25th July 2015

promoted by
Armoy Motorcycle Road Racing Club
www.amrrc.com



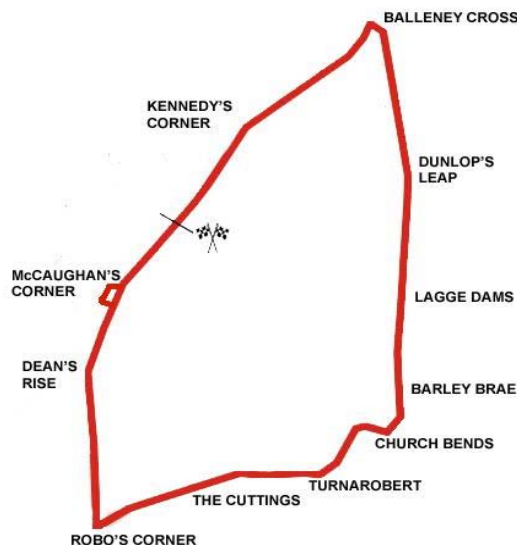
**MERMAID SUPPORTERS CLUB / ARMOY HOMES
JUNIOR SUPPORT**



Causeway Coast and Glens
Borough Council



Armoy Circuit 3.008 miles



Lap Records

Class	Rider	Machine	m s	mph	Year
125cc	William Dunlop	Honda	2 02.397	88.473	2010
Moto 3	Christian Elkin	Honda 250	2 03.375	87.771	2014
Moto 450	Ryan Farquhar	Kawasaki	2 00.910	89.561	2011
250cc	Michael Sweeney	Honda	1 52.439	96.308	2013
Supersport 400	Andy Farrell	Kawasaki	1 59.400	90.693	2013
Supertwin	Jeremy McWilliams	Kawasaki 650	1 51.557	97.070	2013
Supersport	Michael Dunlop	Honda	1 44.939	103.191	2013
Superbike	Michael Dunlop	Honda	1 41.382	106.812	2013
Senior Support	Connor Behan	Kawasaki 636	1 50.783	97.748	2013
Junior Support	Mark Hanna	Kawasaki 650	1 54.969	94.189	2013
Classic 1000cc	Robert McCrum	Norton Weslake 950	2 06.649	85.502	2013
Classic 500cc	Richard Lambourne	Norton	2 10.738	82.828	2013
Classic 350cc	Keith Costello	Honda	2 15.054	80.181	2011
Classic 250cc	Kevin Strowger	Suzuki	2 18.625	78.116	2013

MOST WINS at ARMOY ROAD RACE

Ryan Farquhar	11	2009-12	(450-3, Supertwin-4, Supersport-1, Superbike-3)
Michael Dunlop	11	2009-14	(125-1, 250-1, Supersport-2, Superbike-7)
William Dunlop	7	2010-14	(125-2, 250-3, Supersport-2)
Allan Brew	3	2009-13	(Classic 350-1, Classic 500-2)
Robert McCrum	3	2010-14	(Classic 1000-3)
Barry Davidson	3	2012-14	(Classic 350-3)
Dean Harrison	2	2010	(Junior Support-1, Senior Support-1)
Richard Ford	2	2011-12	(Classic 1000-2)
Philip Shaw	2	2010-14	(Classic 250-2)
Christian Elkin	2	2013-14	(Moto 3-2)
Guy Martin	2	2014	(Supersport-1, Superbike-1)

ALL TIME IRISH ROAD RACE WINNERS (after the Race of the South 2015)

Most Wins at All Irish Road Race Meetings

Ryan Farquhar	205	1995-15
Joey Dunlop	156	1971-00
Robert Dunlop	135	1980-08
Ray McCullough	109	1960-82
Phillip McCallen	109	1987-99
William Dunlop	107	2005-15
Michael Dunlop	89	2006-15
Brian Reid	78	1980-94
Darran Lindsay	74	1999-06
James Courtney	66	1992-99

SGS International ARMOY ROAD RACE



JUNIOR SUPPORT


Junior Support Group A Qualifying

Friday, 24 July 2015

Pos	Class	No	Name	Machine / Sponsor	----- Best Lap -----		On	Laps	
					Time	Behind Speed			
Qualifying Classification									
1	SJUN	56	Adam McLEAN	Kawasaki 650 - SGS / Manx Gas by KMR	1:59.869		90.339	5	5
2	SJUN	147	Timothy ELWOOD	Kawasaki 650 - Rod Lee Racing	2:00.140	0.271	90.135	4	5
3	SJUN	171	Brian COOMEY	Kawasaki 650	2:00.931	1.062	89.545	3	5
4	SJUN	231	Stephen McKEOWN	Kawasaki 650	2:03.354	3.485	87.786	5	5
5	SJUN	87	Ian SIMPSON	Yamaha 400 - Park	2:05.816	5.947	86.069	3	5
6	SJUN	151	Philip DRENNAN	Suzuki 650	2:07.861	7.992	84.692	3	5
7	SJUN	59	Darryl TWEED	Honda 400 - Maher Racing	2:08.836	8.967	84.051	5	5
8	SJUN	95	Robert GORDON	Honda 400	2:10.177	10.308	83.185	4	5
9	SJUN	119	Kris DUNCAN	Kawasaki 650 - Shirlaw's Motorcycles	2:10.215	10.346	83.161	5	5
10	SJUN	11	John CAHILL	Suzuki 650	2:10.309	10.440	83.101	5	5
11	SJUN	83	Andy McALLISTER	Kawasaki 400 - Mac Racing	2:12.835	12.966	81.521	5	5
12	SJUN	3	Daniel ANNETT	Suzuki 650 - Bike Bits NI	2:13.359	13.490	81.200	5	5
13	SJUN	13	Dale GORDON	Yamaha 400 - DRG	2:13.909	14.040	80.867	5	5
14	SJUN	111	John SCOTT	Suzuki 650	2:17.580	17.711	78.709	5	5
15	SJUN	57	Yvonne MONTGOMERY	Kawasaki 400	2:18.979	19.110	77.917	4	5
16	SJUN	71	Raymond HODGES	Honda 250 - TT Racing	2:21.100	21.231	76.746	5	5
17	SJUN	123	Denis LYNCH	Suzuki 650 - D&E Autos	2:21.843	21.974	76.344	2	2
18	SJUN	47	Davie BLACK	Suzuki 650	2:36.795	36.926	69.063	1	1

Provisional result to be confirmed by the Stewards of the Meeting subject to completion of technical inspections & the time limit for protests

Page 1 / 1

Circuit	ArmoY	Signed		Organising Club	ArmoY MRRC
Length(miles)	3.0080		Chief Timekeeper	Qualifying Started	13:38
Weather	Sunny	Issued At:	13:57		
Track	Dry				



SGS International ARMOY ROAD RACE



JUNIOR SUPPORT

Junior Support Group A Qualifying

Friday, 24 July 2015

DETAILED RESULT

Qualifying Classification

Position

1 56 Adam McLEAN

SJUN Behind **5.947**
Best Time **1:59.869** Best Speed **90.339** On **5** Gp

Lap	Elapsed Time	Lap Time	Lap Speed
1	2:17.715	2:17.715	78.632
2	4:21.683	2:03.968	87.352
3	6:23.143	2:01.460	89.155
4	8:24.823	2:01.680	88.994
5	10:24.692	1:59.869	90.339

2 147 Timothy ELWOOD

SJUN Behind **0.271**
Best Time **2:00.140** Best Speed **90.135** On **4** Gp

Lap	Elapsed Time	Lap Time	Lap Speed
1	2:23.960	2:23.960	75.221
2	4:25.660	2:01.700	88.979
3	6:26.631	2:00.971	89.516
4	8:26.771	2:00.140	90.135
5	10:29.403	2:02.632	88.303

3 171 Brian COOMEY

SJUN Behind **1.062**
Best Time **2:00.931** Best Speed **89.545** On **3** Gp

Lap	Elapsed Time	Lap Time	Lap Speed
1	2:43.281	2:43.281	66.320
2	4:48.440	2:05.159	86.520
3	6:49.371	2:00.931	89.545
4	8:50.339	2:00.968	89.518
5	10:51.518	2:01.179	89.362

4 231 Stephen McKEOWN

SJUN Behind **3.485**
Best Time **2:03.354** Best Speed **87.786** On **5** Gp

Lap	Elapsed Time	Lap Time	Lap Speed
1	2:35.805	2:35.805	69.502
2	4:44.457	2:08.652	84.171
3	6:50.013	2:05.556	86.247
4	8:54.704	2:04.691	86.845
5	10:58.058	2:03.354	87.786

Qualifying Classification

Position

5 87 Ian SIMPSON

SJUN Behind **5.947**
Best Time **2:05.816** Best Speed **86.069** On **3** Gp

Lap	Elapsed Time	Lap Time	Lap Speed
1	2:29.302	2:29.302	72.530
2	4:38.255	2:08.953	83.975
3	6:44.071	2:05.816	86.069
4	8:50.728	2:06.657	85.497
5	10:57.945	2:07.217	85.121

6 151 Philip DRENNAN

SJUN Behind **7.992**
Best Time **2:07.861** Best Speed **84.692** On **3** Gp

Lap	Elapsed Time	Lap Time	Lap Speed
1	2:37.667	2:37.667	68.681
2	4:51.357	2:13.690	80.999
3	6:59.218	2:07.861	84.692
4	9:07.694	2:08.476	84.287
5	11:15.882	2:08.188	84.476

7 59 Darryl TWEED

SJUN Behind **8.967**
Best Time **2:08.836** Best Speed **84.051** On **5** Gp

Lap	Elapsed Time	Lap Time	Lap Speed
1	2:25.502	2:25.502	74.424
2	4:38.298	2:12.796	81.545
3	6:49.978	2:11.680	82.236
4	8:59.574	2:09.596	83.558
5	11:08.410	2:08.836	84.051

8 95 Robert GORDON

SJUN Behind **10.308**
Best Time **2:10.177** Best Speed **83.185** On **4** Gp

Lap	Elapsed Time	Lap Time	Lap Speed
1	2:51.794	2:51.794	63.034
2	5:03.701	2:11.907	82.094
3	7:15.558	2:11.857	82.125
4	9:25.735	2:10.177	83.185
5	11:37.447	2:11.712	82.216

SGS International ARMOY ROAD RACE

JUNIOR SUPPORT

Junior Support Group A Qualifying

Friday, 24 July 2015

DETAILED RESULT



Qualifying Classification

Position

9 119 Kris DUNCAN

SJUN Behind 10.346

Best Time 2:10.215 Best Speed 83.161 On 5 Gp

Lap	Elapsed Time	Lap Time	Lap Speed
1	2:59.949	2:59.949	60.177
2	5:20.387	2:20.438	77.107
3	7:36.241	2:15.854	79.709
4	9:47.256	2:11.015	82.653
5	11:57.471	2:10.215	83.161

Qualifying Classification

Position

13 13 Dale GORDON

SJUN Behind 14.040

Best Time 2:13.909 Best Speed 80.867 On 5 Gp

Lap	Elapsed Time	Lap Time	Lap Speed
1	2:53.587	2:53.587	62.383
2	5:10.246	2:16.659	79.240
3	7:26.607	2:16.361	79.413
4	9:41.862	2:15.255	80.062
5	11:55.771	2:13.909	80.867

10 11 John CAHILL

SJUN Behind 10.440

Best Time 2:10.309 Best Speed 83.101 On 5 Gp

Lap	Elapsed Time	Lap Time	Lap Speed
1	2:45.109	2:45.109	65.586
2	4:58.215	2:13.106	81.355
3	7:09.372	2:11.157	82.564
4	9:20.274	2:10.902	82.724
5	11:30.583	2:10.309	83.101

14 111 John SCOTT

SJUN Behind 17.711

Best Time 2:17.580 Best Speed 78.709 On 5 Gp

Lap	Elapsed Time	Lap Time	Lap Speed
1	2:56.643	2:56.643	61.303
2	5:26.865	2:30.222	72.085
3	7:45.374	2:18.509	78.181
4	10:03.278	2:17.904	78.524
5	12:20.858	2:17.580	78.709

11 83 Andy McALLISTER

SJUN Behind 12.966

Best Time 2:12.835 Best Speed 81.521 On 5 Gp

Lap	Elapsed Time	Lap Time	Lap Speed
1	2:47.630	2:47.630	64.599
2	5:02.125	2:14.495	80.515
3	7:15.891	2:13.766	80.953
4	9:30.741	2:14.850	80.303
5	11:43.576	2:12.835	81.521

15 57 Yvonne MONTGOMERY

SJUN Behind 19.110

Best Time 2:18.979 Best Speed 77.917 On 4 Gp

Lap	Elapsed Time	Lap Time	Lap Speed
1	2:32.379	2:32.379	71.065
2	4:55.532	2:23.153	75.645
3	7:15.833	2:20.301	77.183
4	9:34.812	2:18.979	77.917
5	11:54.392	2:19.580	77.581

12 3 Daniel ANNETT

SJUN Behind 13.490

Best Time 2:13.359 Best Speed 81.200 On 5 Gp

Lap	Elapsed Time	Lap Time	Lap Speed
1	2:53.431	2:53.431	62.439
2	5:11.876	2:18.445	78.217
3	7:28.313	2:16.437	79.368
4	9:43.280	2:14.967	80.233
5	11:56.639	2:13.359	81.200

16 71 Raymond HODGES

SJUN Behind 21.231

Best Time 2:21.100 Best Speed 76.746 On 5 Gp

Lap	Elapsed Time	Lap Time	Lap Speed
1	2:49.818	2:49.818	63.767
2	5:19.585	2:29.767	72.304
3	7:42.954	2:23.369	75.531
4	10:05.062	2:22.108	76.201
5	12:26.162	2:21.100	76.746

SGS International ARMOY ROAD RACE

JUNIOR SUPPORT

Junior Support Group A Qualifying

Friday, 24 July 2015

DETAILED RESULT



Qualifying Classification

Position

17 123 Denis LYNCH

SJUN Behind 21.974

Best Time 2:21.843 Best Speed 76.344 On 2 Gp

Lap	Elapsed Time	Lap Time	Lap Speed
1	2:57.406	2:57.406	61.040
2	5:19.249	2:21.843	76.344

18 47 Davie BLACK

SJUN Behind 36.926

Best Time 2:36.795 Best Speed 69.063 On 1 Gp

Lap	Elapsed Time	Lap Time	Lap Speed
1	2:36.795	2:36.795	69.063

SGS International ARMOY ROAD RACE

JUNIOR SUPPORT

Junior Support Group A Qualifying

Friday, 24 July 2015



SPEED TRAP

Class	No/Name	Fastest	Lap 2	Lap 3	Lap 4	Lap 5	Lap 6	Lap 7	Lap 8	Lap 9	Lap 10	Lap 11	Lap 12	Lap 13
56	Adam McLEAN	140.2	121.8	135.6	140.2	130.5								
171	Brian COOMEY	134.2	120.1	127.2	134.2	129.9								
147	Timothy ELWOOD	131.3	127.6	127.8	131.3	125.2								
231	Stephen McKEOWN	130.1	126.4	122.4	130.1	128.3								
151	Philip DRENNAN	129.6	129.6	127.6	125.2	126.4								
87	Ian SIMPSON	129.0	111.7	129.0	126.4	124.6								
13	Dale GORDON	127.8	127.8	115.4	109.2	123.9								
119	Kris DUNCAN	126.2	111.5	106.1	124.0	126.2								
95	Robert GORDON	126.1	109.9	123.8	125.2	126.1								
83	Andy McALLISTER	123.6	123.6	117.7	113.2	115.7								
11	John CAHILL	120.7	120.7	115.7	115.8	120.6								
111	John SCOTT	119.2	119.2	111.7	113.1	115.6								
59	Darryl TWEED	119.1	112.5	118.1	119.1	119.0								
3	Daniel ANNETT	118.3	116.0	116.5	109.9	118.3								
123	Denis LYNCH	116.5	116.5											
57	Yvonne MONTGOMERY	112.7	108.6	112.7	111.4	111.8								
71	Raymond HODGES	110.4	110.4	96.8	95.7	99.9								

SGS International ARMOY ROAD RACE

JUNIOR SUPPORT

Junior Support Group B Qualifying


Friday, 24 July 2015



Pos	Class	No	Name	Machine / Sponsor	----- Best Lap -----		On	Laps	
					Time	Behind Speed			
Qualifying Classification									
1	SJUN	74	Tommy HENRY	Honda 250 - Hugh O'Kane Motors	2:01.610		89.045	2	3
2	SJUN	32	John HORGAN	Suzuki 650	2:04.422	2.812	87.033	5	5
3	SJUN	53	Veronika HANKOCYOVA	Kawasaki 650 - R T & E Racing	2:05.283	3.673	86.435	4	5
4	SJUN	316	Stephen MORRISON	Kawasaki 650 - Emerald Road Racing	2:06.131	4.521	85.854	2	5
5	SJUN	18	Vic ALLAN	Kawasaki 400	2:08.265	6.655	84.425	3	5
6	SJUN	134	Andrew McMULLAN	Kawasaki 650 - Auto Valet	2:08.399	6.789	84.337	3	5
7	SJUN	42	Brian LOUGHLIN	Suzuki 650	2:09.382	7.772	83.696	4	5
8	SJUN	172	Ben MULLANE	Suzuki 650 - Puzzles Racing	2:10.620	9.010	82.903	5	5
9	SJUN	47	Davie BLACK	Suzuki 650	2:10.644	9.034	82.888	5	5
10	SJUN	138	Jordan McFERRAN	Suzuki 650 - Darren Gilpin Racing	2:10.779	9.169	82.802	5	5
11	SJUN	34	Sean LEONARD	WK 650 - Crossett Motorcycles	2:11.566	9.956	82.307	5	5
12	SJUN	38	Derek WILKIE	Kawasaki 400	2:12.112	10.502	81.967	3	3
13	SJUN	132	Aaron BOYD	Kawasaki 400 - Team Miserable	2:13.502	11.892	81.113	3	5
14	SJUN	116	Donnchadh HEALY	Suzuki 650 - KAOS Racing	2:16.655	15.045	79.242	5	5
15	SJUN	25	Bryan HARDING	Honda 250	2:18.602	16.992	78.129	4	5
16	SJUN	58	Adrian LOGUE	Kawasaki 400	2:20.399	18.789	77.129	5	5
17	SJUN	122	David HOWARD (B)	Kawasaki 400	2:21.154	19.544	76.716	5	5
18	SJUN	142	Stuart RAYNER	Suzuki 650	2:22.739	21.129	75.864	5	5
19	SJUN	46	Mark JOHNSTON	Honda 400 - D & R Racing	2:23.983	22.373	75.209	5	5
20	SJUN	16	Roy BEATTIE	Kawasaki 400 - BSR	2:24.699	23.089	74.837	3	5
21	SJUN	96	Stephen CARR	Kawasaki 400	2:29.717	28.107	72.328	4	4

Provisional result to be confirmed by the Stewards of the Meeting subject to completion of technical inspections & the time limit for protests

Page 1 / 1

Circuit	Armoyle	Signed		Organising Club	Armoyle MRRC
Length(miles)	3.0080		Chief Timekeeper	Qualifying Started	13:54
Weather	Sunny	Issued At:	14:15		
Track	Dry				



SGS International ARMOY ROAD RACE

JUNIOR SUPPORT

Junior Support Group B Qualifying

Friday, 24 July 2015

DETAILED RESULT



Qualifying Classification

Position

1 74 Tommy HENRY

SJUN Behind
Best Time **2:01.610** Best Speed **89.045** On **2** Gp

Lap	Elapsed Time	Lap Time	Lap Speed
1	2:13.131	2:13.131	81.339
2	4:14.741	2:01.610	89.045
3	6:17.862	2:03.121	87.953

2 32 John HORGAN

SJUN Behind **2.812**
Best Time **2:04.422** Best Speed **87.033** On **5** Gp

Lap	Elapsed Time	Lap Time	Lap Speed
1	2:33.046	2:33.046	70.755
2	4:41.059	2:08.013	84.591
3	6:49.384	2:08.325	84.386
4	8:54.527	2:05.143	86.531
5	10:58.949	2:04.422	87.033

3 53 Veronika HANKOCYOVA

SJUN Behind **3.673**
Best Time **2:05.283** Best Speed **86.435** On **4** Gp

Lap	Elapsed Time	Lap Time	Lap Speed
1	2:15.413	2:15.413	79.969
2	4:21.834	2:06.421	85.657
3	6:29.699	2:07.865	84.689
4	8:34.982	2:05.283	86.435
5	10:42.131	2:07.149	85.166

4 316 Stephen MORRISON

SJUN Behind **4.521**
Best Time **2:06.131** Best Speed **85.854** On **2** Gp

Lap	Elapsed Time	Lap Time	Lap Speed
1	2:18.509	2:18.509	78.181
2	4:24.640	2:06.131	85.854
3	6:31.201	2:06.561	85.562
4	8:38.316	2:07.115	85.189
5	10:45.393	2:07.077	85.214

Qualifying Classification

Position

5 18 Vic ALLAN

SJUN Behind **6.655**
Best Time **2:08.265** Best Speed **84.425** On **3** Gp

Lap	Elapsed Time	Lap Time	Lap Speed
1	2:41.121	2:41.121	67.209
2	4:49.717	2:08.596	84.208
3	6:57.982	2:08.265	84.425
4	9:07.816	2:09.834	83.405
5	11:19.161	2:11.345	82.445

6 134 Andrew McMULLAN

SJUN Behind **6.789**
Best Time **2:08.399** Best Speed **84.337** On **3** Gp

Lap	Elapsed Time	Lap Time	Lap Speed
1	2:36.394	2:36.394	69.241
2	4:45.612	2:09.218	83.803
3	6:54.011	2:08.399	84.337
4	9:04.049	2:10.038	83.274
5	11:12.513	2:08.464	84.294

7 42 Brian LOUGHLIN

SJUN Behind **7.772**
Best Time **2:09.382** Best Speed **83.696** On **4** Gp

Lap	Elapsed Time	Lap Time	Lap Speed
1	2:32.841	2:32.841	70.850
2	4:45.872	2:13.031	81.401
3	6:57.618	2:11.746	82.195
4	9:07.000	2:09.382	83.696
5	11:18.070	2:11.070	82.618

8 172 Ben MULLANE

SJUN Behind **9.010**
Best Time **2:10.620** Best Speed **82.903** On **5** Gp

Lap	Elapsed Time	Lap Time	Lap Speed
1	2:28.569	2:28.569	72.887
2	4:42.589	2:14.020	80.800
3	6:53.873	2:11.284	82.484
4	9:05.726	2:11.853	82.128
5	11:16.346	2:10.620	82.903

SGS International ARMOY ROAD RACE



JUNIOR SUPPORT

Junior Support Group B Qualifying

Friday, 24 July 2015

DETAILED RESULT

Qualifying Classification

Position

9 47 Davie BLACK

SJUN Behind 9.034

Best Time **2:10.644** Best Speed **82.888** On **5** Gp

Lap	Elapsed Time	Lap Time	Lap Speed
1	3:06.669	3:06.669	58.011
2	5:21.188	2:14.519	80.500
3	7:38.190	2:17.002	79.041
4	9:49.621	2:11.431	82.392
5	12:00.265	2:10.644	82.888

Qualifying Classification

Position

14 116 Donnchadh HEALY

SJUN Behind 15.045

Best Time **2:16.655** Best Speed **79.242** On **5** Gp

Lap	Elapsed Time	Lap Time	Lap Speed
1	2:42.193	2:42.193	66.765
2	5:00.192	2:17.999	78.470
3	7:19.939	2:19.747	77.489
4	9:39.045	2:19.106	77.846
5	11:55.700	2:16.655	79.242

11 34 Sean LEONARD

SJUN Behind 9.956

Best Time **2:11.566** Best Speed **82.307** On **5** Gp

Lap	Elapsed Time	Lap Time	Lap Speed
1	2:29.957	2:29.957	72.213
2	4:44.824	2:14.867	80.292
3	6:57.335	2:12.511	81.720
4	9:11.515	2:14.180	80.704
5	11:23.081	2:11.566	82.307

15 25 Bryan HARDING

SJUN Behind 16.992

Best Time **2:18.602** Best Speed **78.129** On **4** Gp

Lap	Elapsed Time	Lap Time	Lap Speed
1	3:13.647	3:13.647	55.920
2	5:37.019	2:23.372	75.529
3	7:55.648	2:18.629	78.114
4	10:14.250	2:18.602	78.129
5	12:33.793	2:19.543	77.602

12 38 Derek WILKIE

SJUN Behind 10.502

Best Time **2:12.112** Best Speed **81.967** On **3** Gp

Lap	Elapsed Time	Lap Time	Lap Speed
1	2:33.594	2:33.594	70.503
2	4:48.863	2:15.269	80.054
3	7:00.975	2:12.112	81.967

13 132 Aaron BOYD

SJUN Behind 11.892

Best Time **2:13.502** Best Speed **81.113** On **3** Gp

Lap	Elapsed Time	Lap Time	Lap Speed
1	2:58.067	2:58.067	60.813
2	5:14.817	2:16.750	79.187
3	7:28.319	2:13.502	81.113
4	9:42.880	2:14.561	80.475
5	11:56.665	2:13.785	80.942

16 58 Adrian LOGUE

SJUN Behind 18.789

Best Time **2:20.399** Best Speed **77.129** On **5** Gp

Lap	Elapsed Time	Lap Time	Lap Speed
1	2:56.303	2:56.303	61.422
2	5:18.821	2:22.518	75.982
3	7:43.399	2:24.578	74.899
4	10:05.337	2:21.938	76.292
5	12:25.736	2:20.399	77.129

17 122 David HOWARD (B)

SJUN Behind 19.544

Best Time **2:21.154** Best Speed **76.716** On **5** Gp

Lap	Elapsed Time	Lap Time	Lap Speed
1	3:19.073	3:19.073	54.396
2	5:46.657	2:27.584	73.374
3	8:12.055	2:25.398	74.477
4	10:37.135	2:25.080	74.640
5	12:58.289	2:21.154	76.716

SGS International ARMOY ROAD RACE

JUNIOR SUPPORT

Junior Support Group B Qualifying

Friday, 24 July 2015

DETAILED RESULT



Qualifying Classification

Position

18 142 Stuart RAYNER

SJUN Behind 21.129

Best Time **2:22.739** Best Speed **75.864** On **5** Gp

Lap	Elapsed Time	Lap Time	Lap Speed
1	2:43.309	2:43.309	66.309
2	5:08.753	2:25.444	74.453
3	7:56.890	2:48.137	64.405
4	10:22.759	2:25.869	74.236
5	12:45.498	2:22.739	75.864

19 46 Mark JOHNSTON

SJUN Behind 22.373

Best Time **2:23.983** Best Speed **75.209** On **5** Gp

Lap	Elapsed Time	Lap Time	Lap Speed
1	3:03.984	3:03.984	58.857
2	5:30.095	2:26.111	74.114
3	7:56.054	2:25.959	74.191
4	10:22.007	2:25.953	74.194
5	12:45.990	2:23.983	75.209

20 16 Roy BEATTIE

SJUN Behind 23.089

Best Time **2:24.699** Best Speed **74.837** On **3** Gp

Lap	Elapsed Time	Lap Time	Lap Speed
1	2:51.408	2:51.408	63.176
2	5:18.221	2:26.813	73.759
3	7:42.920	2:24.699	74.837
4	10:08.848	2:25.928	74.206
5	12:34.920	2:26.072	74.133

21 96 Stephen CARR

SJUN Behind 28.107

Best Time **2:29.717** Best Speed **72.328** On **4** Gp

Lap	Elapsed Time	Lap Time	Lap Speed
1	3:14.996	3:14.996	55.533
2	5:45.710	2:30.714	71.850
3	8:15.644	2:29.934	72.224
4	10:45.361	2:29.717	72.328

SGS International ARMOY ROAD RACE

JUNIOR SUPPORT

Junior Support Group B Qualifying

Friday, 24 July 2015



SPEED TRAP

Class	No/Name	Fastest	Lap 2	Lap 3	Lap 4	Lap 5	Lap 6	Lap 7	Lap 8	Lap 9	Lap 10	Lap 11	Lap 12	Lap 13
74	Tommy HENRY	137.8	<u>137.8</u>	137.7										
53	Veronika HANKOCYOVA	129.3	125.1	121.4	<u>129.3</u>	125.0								
32	John HORGAN	129.1	118.7	<u>129.1</u>	128.1	129.0								
18	Vic ALLAN	129.1	125.3	<u>129.1</u>	120.4	120.5								
38	Derek WILKIE	128.2	120.8	<u>128.2</u>										
172	Ben MULLANE	127.6	105.6	117.1	<u>127.6</u>	124.7								
316	Stephen MORRISON	125.4	124.7	117.9	118.9	<u>125.4</u>								
138	Jordan McFERRAN	125.4	112.9	118.3	122.4	<u>125.4</u>								
47	Davie BLACK	125.2	105.6	119.9	<u>125.2</u>	123.6								
134	Andrew McMULLAN	124.4	116.8	118.7	<u>124.4</u>	115.1								
42	Brian LOUGHLIN	121.2	108.4	112.9	<u>121.2</u>	115.6								
122	David HOWARD (B)	116.9	111.5	107.4	114.3	<u>116.9</u>								
34	Sean LEONARD	116.4	109.1	112.0	111.2	<u>116.4</u>								
132	Aaron BOYD	115.9	108.7	113.1	114.7	<u>115.9</u>								
16	Roy BEATTIE	112.9	<u>112.9</u>	110.3	106.7	99.2								
58	Adrian LOGUE	110.8	98.9	105.7	104.9	<u>110.8</u>								
142	Stuart RAYNER	108.9	102.1	104.3	100.8	<u>108.9</u>								
96	Stephen CARR	108.7	97.5	<u>108.7</u>	100.2									
46	Mark JOHNSTON	104.8	<u>104.8</u>	104.2	92.9	104.7								
116	Donnchadh HEALY	100.7	<u>100.7</u>	94.4	91.6	100.7								
25	Bryan HARDING	98.9	90.7	96.2	97.6	<u>98.9</u>								

SGS International ARMOY ROAD RACE

JUNIOR SUPPORT Combined Qualifying




Pos	Class	No	Name	-----Best Time / Qual Laps-----		Overall Best Time / Speed / Total Qual Laps
				Session A	Session B	
Qualifying Classification						
1	SJUN	56	Adam McLEAN	1:59.869	-----	1:59.869 90.339
2	SJUN	147	Timothy ELWOOD	2:00.140	-----	2:00.140 90.135
3	SJUN	171	Brian COOMEY	2:00.931	-----	2:00.931 89.545
4	SJUN	74	Tommy HENRY	-----	2:01.610	2:01.610 89.045
5	SJUN	231	Stephen McKEOWN	2:03.354	-----	2:03.354 87.786
6	SJUN	32	John HORGAN	-----	2:04.422	2:04.422 87.033
7	SJUN	53	Veronika HANKOCYOVA	-----	2:05.283	2:05.283 86.435
8	SJUN	87	Ian SIMPSON	2:05.816	-----	2:05.816 86.069
9	SJUN	316	Stephen MORRISON	-----	2:06.131	2:06.131 85.854
10	SJUN	151	Philip DRENNAN	2:07.861	-----	2:07.861 84.692
11	SJUN	18	Vic ALLAN	-----	2:08.265	2:08.265 84.425
12	SJUN	134	Andrew McMULLAN	-----	2:08.399	2:08.399 84.337
13	SJUN	59	Darryl TWEED	2:08.836	-----	2:08.836 84.051
14	SJUN	42	Brian LOUGHLIN	-----	2:09.382	2:09.382 83.696
15	SJUN	95	Robert GORDON	2:10.177	-----	2:10.177 83.185
16	SJUN	119	Kris DUNCAN	2:10.215	-----	2:10.215 83.161
17	SJUN	11	John CAHILL	2:10.309	-----	2:10.309 83.101
18	SJUN	172	Ben MULLANE	-----	2:10.620	2:10.620 82.903
19	SJUN	47	Davie BLACK	2:36.795	2:10.644	2:10.644 82.888
20	SJUN	138	Jordan McFERRAN	-----	2:10.779	2:10.779 82.802
21	SJUN	34	Sean LEONARD	-----	2:11.566	2:11.566 82.307
22	SJUN	38	Derek WILKIE	-----	2:12.112	2:12.112 81.967
23	SJUN	83	Andy McALLISTER	2:12.835	-----	2:12.835 81.521
24	SJUN	3	Daniel ANNETT	2:13.359	-----	2:13.359 81.200
25	SJUN	132	Aaron BOYD	-----	2:13.502	2:13.502 81.113
26	SJUN	13	Dale GORDON	2:13.909	-----	2:13.909 80.867
27	SJUN	116	Donnchadh HEALY	-----	2:16.655	2:16.655 79.242
28	SJUN	111	John SCOTT	2:17.580	-----	2:17.580 78.709
29	SJUN	25	Bryan HARDING	-----	2:18.602	2:18.602 78.129
30	SJUN	57	Yvonne MONTGOMERY	2:18.979	-----	2:18.979 77.917
31	SJUN	58	Adrian LOGUE	-----	2:20.399	2:20.399 77.129
32	SJUN	71	Raymond HODGES	2:21.100	-----	2:21.100 76.746
33	SJUN	122	David HOWARD (B)	-----	2:21.154	2:21.154 76.716
34	SJUN	123	Denis LYNCH	2:21.843	-----	2:21.843 76.344
35	SJUN	142	Stuart RAYNER	-----	2:22.739	2:22.739 75.864
36	SJUN	46	Mark JOHNSTON	-----	2:23.983	2:23.983 75.209
37	SJUN	16	Roy BEATTIE	-----	2:24.699	2:24.699 74.837
38	SJUN	96	Stephen CARR	-----	2:29.717	2:29.717 72.328

Fastest 27 to Junior Support Race

Provisional result to be confirmed by the Stewards of the Meeting subject to completion of technical inspections & the time limit for protests

Page 1 / 1

Circuit	Armoy	Signed		Organising Club	Armoy MRRC
Length(miles)	3.0080		Chief Timekeeper		
Weather		Issued At:			
Track					



SGS INTERNATIONAL ARMOY ROAD RACE

JUNIOR SUPPPORT

Armoy 3.008 miles


R2: Mermaid Club/Armoy Homes Junior Support

25/07/2015 11:00

Race (7 Laps)

RACE 2 - JUNIOR SUPPORT

			116		12
13		132	A	3	11
C		B		A	
	83		38		10
	B		A		
34		138		47	9
C		B		A	C
<hr/>					
			172		8
11	B	119	A	95	7
C		B		A	
	42		59		6
	B		A		
134		18		151	5
C		B		A	B
<hr/>					
			316		4
87	B	53	A	32	3
C		B		A	
	231		74		2
	B		A		
171		147		56	1
C		B		A	A
			POLE POSITION	A	



Promoted by Armoy Motorcycle Road Racing Club

Orbits

Provisional result to be confirmed by the Stewards of the Meeting subject to the completion of technical inspections and the time limit for protests.

MCUI (Ulster Centre) Timing @ www.elaps-timing.com



Ride on
Delta
Seven

SGS International ARMOY ROAD RACE



JUNIOR SUPPORT

Race 2 - Mermaid Club / Armoy Homes Junior Support

Saturday, 25 July 2015

Pos	Class	No	Name	Machine / Sponsor	Gp	Lap	Total Time	Behind	Speed	-----Best Lap-----		
										Time	Speed	On

Race Classification

1	SJUN	56	Adam McLEAN	Kawasaki 650 - SGS / Manx Gas by KMR	a	7	13:52.283		91.077	1:56.392	93.037	4
2	SJUN	171	Brian COOMEY	Kawasaki 650	a	7	13:57.599	5.316	90.499	1:58.073	91.713	2
3	SJUN	147	Timothy ELWOOD	Kawasaki 650 - Rod Lee Racing	a	7	14:00.963	8.680	90.137	1:58.560	91.336	5
4	SJUN	74	Tommy HENRY	Honda 250 - Hugh O'Kane Motors	a	7	14:12.718	20.435	88.894	1:59.406	90.689	7
5	SJUN	231	Stephen McKEOWN	Kawasaki 650	a	7	14:13.365	21.082	88.827	1:59.682	90.480	7
6	SJUN	32	John HORGAN	Suzuki 650	a	7	14:13.384	21.101	88.825	1:59.194	90.850	7
7	SJUN	53	Veronika HANKOCYOVA	Kawasaki 650 - R T & E Racing	a	7	14:38.054	45.771	86.329	2:01.124	89.403	7
8	SJUN	87	Ian SIMPSON	Yamaha 400 - Park	a	7	14:42.182	49.899	85.925	2:04.055	87.290	2
9	SJUN	316	Stephen MORRISON	Kawasaki 650 - Emerald Road Racing	a	7	14:45.031	52.748	85.649	2:04.256	87.149	7
10	SJUN	95	Robert GORDON	Honda 400	b	7	14:57.886	1:05.603	84.422	2:04.845	86.738	6
11	SJUN	151	Philip DRENNAN	Suzuki 650	b	7	14:58.309	1:06.026	84.383	2:04.973	86.649	6
12	SJUN	59	Darryl TWEED	Honda 400 - Maher Racing	b	7	14:58.892	1:06.609	84.328	2:06.034	85.920	7
13	SJUN	83	Andy McALLISTER	Kawasaki 400 - Mac Racing	c	7	15:02.440	1:10.157	83.996	2:05.939	85.984	5
14	SJUN	134	Andrew McMULLAN	Kawasaki 650 - Auto Valet	b	7	15:06.425	1:14.142	83.627	2:07.125	85.182	6
15	SJUN	138	Jordan McFERRAN	Suzuki 650 - Darren Gilpin Racing	c	7	15:09.302	1:17.019	83.362	2:07.462	84.957	7
16	SJUN	11	John CAHILL	Suzuki 650	b	7	15:11.070	1:18.787	83.201	2:06.815	85.391	7
17	SJUN	34	Sean LEONARD	WK 650 - Crossett Motorcycles	c	7	15:12.492	1:20.209	83.071	2:06.522	85.588	6
18	SJUN	42	Brian LOUGHLIN	Suzuki 650	b	7	15:13.884	1:21.601	82.944	2:08.109	84.528	7
19	SJUN	132	Aaron BOYD	Kawasaki 400 - Team Miserable	c	7	15:24.100	1:31.817	82.027	2:09.699	83.492	2
20	SJUN	3	Daniel ANNETT	Suzuki 650 - Bike Bits NI	c	7	15:29.434	1:37.151	81.557	2:09.974	83.315	3
21	SJUN	25	Bryan HARDING	Honda 250	c	6	13:28.262	1 Lap	80.386	2:10.648	82.885	6
22	SJUN	13	Dale GORDON	Yamaha 400 - DRG	c	6	13:28.472	1 Lap	80.365	2:11.832	82.141	5
23	SJUN	116	Donnchadh HEALY	Suzuki 650 - KAOS Racing	c	6	13:37.671	1 Lap	79.461	2:12.704	81.601	2

Fastest Lap


SJUN	56	Adam McLEAN	Kawasaki 650 - SGS / Manx Gas by KMR							1:56.392	93.037	4
------	----	-------------	--------------------------------------	--	--	--	--	--	--	----------	--------	---

Not Classified

DNF	SJUN	47	Davie BLACK	Suzuki 650	c	3	6:50.909		79.060	2:15.196	80.097	3
DNF	SJUN	38	Derek WILKIE	Kawasaki 400	c	2	4:30.451		80.080	2:10.221	83.157	2
DNF	SJUN	172	Ben MULLANE	Suzuki 650 - Puzzles Racing	b	1	2:14.847		80.304	2:30.347	72.025	1

Provisional result to be confirmed by the Stewards of the Meeting subject to completion of technical inspections & the time limit for protests

Page 1 / 1

Circuit	Armoy	Signed	 Chief Timekeeper	Organising Club	Armoy MRRC
Length(miles)	3.0080			Race Started	11:02
Weather	Bright			Gp Time Diff - b 15.50 / c 32.41	
Track	Dry	Issued At:	11:26		



SGS International ARMOY ROAD RACE



JUNIOR SUPPORT

Race 2 - Mermaid Club / Armoy Homes Junior Support

Saturday, 25 July 2015

DETAILED RESULT

Race Classification

1 56 Adam McLEAN

Total Time **13:52.283** Avg Speed **91.077** Behind
Best Time **1:56.392** Best Speed **93.037** On **4** Gp **a**

Lap	Elapsed Time	Lap Time	Lap Speed
1	2:05.215	2:05.215	86.482
2	4:03.197	1:57.982	91.783
3	6:02.114	1:58.917	91.062
4	7:58.506	1:56.392	93.037
5	9:55.576	1:57.070	92.499
6	11:52.832	1:57.256	92.352
7	13:52.283	1:59.451	90.655

2 171 Brian COOMEY

Total Time **13:57.599** Avg Speed **90.499** Behind **5.316**
Best Time **1:58.073** Best Speed **91.713** On **2** Gp **a**

Lap	Elapsed Time	Lap Time	Lap Speed
1	2:04.418	2:04.418	87.036
2	4:02.491	1:58.073	91.713
3	6:02.388	1:59.897	90.318
4	8:01.474	1:59.086	90.933
5	9:59.940	1:58.466	91.409
6	11:59.368	1:59.428	90.672
7	13:57.599	1:58.231	91.590

3 147 Timothy ELWOOD

Total Time **14:00.963** Avg Speed **90.137** Behind **8.680**
Best Time **1:58.560** Best Speed **91.336** On **5** Gp **a**

Lap	Elapsed Time	Lap Time	Lap Speed
1	2:03.560	2:03.560	87.640
2	4:02.446	1:58.886	91.086
3	6:02.304	1:59.858	90.347
4	8:01.411	1:59.107	90.917
5	9:59.971	1:58.560	91.336
6	11:59.859	1:59.888	90.324
7	14:00.963	2:01.104	89.417

Race Classification

4 74 Tommy HENRY

Total Time **14:12.718** Avg Speed **88.894** Behind **20.435**
Best Time **1:59.406** Best Speed **90.689** On **7** Gp **a**

Lap	Elapsed Time	Lap Time	Lap Speed
1	2:07.171	2:07.171	85.151
2	4:08.335	2:01.164	89.373
3	6:10.854	2:02.519	88.385
4	8:12.231	2:01.377	89.216
5	10:12.859	2:00.628	89.770
6	12:13.312	2:00.453	89.901
7	14:12.718	1:59.406	90.689

5 231 Stephen McKEOWN

Total Time **14:13.365** Avg Speed **88.827** Behind **21.082**
Best Time **1:59.682** Best Speed **90.480** On **7** Gp **a**

Lap	Elapsed Time	Lap Time	Lap Speed
1	2:08.866	2:08.866	84.031
2	4:10.826	2:01.960	88.790
3	6:12.343	2:01.517	89.113
4	8:13.171	2:00.828	89.622
5	10:13.514	2:00.343	89.983
6	12:13.683	2:00.169	90.113
7	14:13.365	1:59.682	90.480

6 32 John HORGAN

Total Time **14:13.384** Avg Speed **88.825** Behind **21.101**
Best Time **1:59.194** Best Speed **90.850** On **7** Gp **a**

Lap	Elapsed Time	Lap Time	Lap Speed
1	2:08.603	2:08.603	84.203
2	4:10.530	2:01.927	88.814
3	6:12.315	2:01.785	88.917
4	8:13.411	2:01.096	89.423
5	10:13.959	2:00.548	89.830
6	12:14.190	2:00.231	90.067
7	14:13.384	1:59.194	90.850

SGS International ARMOY ROAD RACE

JUNIOR SUPPORT

Race 2 - Mermaid Club / Armoyn Homes Junior Support

Saturday, 25 July 2015

DETAILED RESULT



Race Classification

7 53 Veronika HANKOCYOVA

Total Time **14:38.054** Avg Speed **86.329** Behind **45.771**
Best Time **2:01.124** Best Speed **89.403** On **7** Gp **a**

Lap	Elapsed Time	Lap Time	Lap Speed
1	2:13.059	2:13.059	81.383
2	4:17.823	2:04.764	86.794
3	6:22.611	2:04.788	86.778
4	8:27.315	2:04.704	86.836
5	10:31.663	2:04.348	87.085
6	12:36.930	2:05.267	86.446
7	14:38.054	2:01.124	89.403

8 87 Ian SIMPSON

Total Time **14:42.182** Avg Speed **85.925** Behind **49.899**
Best Time **2:04.055** Best Speed **87.290** On **2** Gp **a**

Lap	Elapsed Time	Lap Time	Lap Speed
1	2:10.231	2:10.231	83.151
2	4:14.286	2:04.055	87.290
3	6:19.965	2:05.679	86.162
4	8:25.149	2:05.184	86.503
5	10:30.457	2:05.308	86.417
6	12:37.563	2:07.106	85.195
7	14:42.182	2:04.619	86.895

9 316 Stephen MORRISON

Total Time **14:45.031** Avg Speed **85.649** Behind **52.748**
Best Time **2:04.256** Best Speed **87.149** On **7** Gp **a**

Lap	Elapsed Time	Lap Time	Lap Speed
1	2:13.451	2:13.451	81.144
2	4:19.742	2:06.291	85.745
3	6:25.282	2:05.540	86.258
4	8:30.884	2:05.602	86.215
5	10:35.353	2:04.469	87.000
6	12:40.775	2:05.422	86.339
7	14:45.031	2:04.256	87.149

Race Classification

10 95 Robert GORDON

Total Time **14:57.886** Avg Speed **84.422** Behind **1:05.603**
Best Time **2:04.845** Best Speed **86.738** On **6** Gp **b**

Lap	Elapsed Time	Lap Time	Lap Speed
1	2:16.560	2:16.560	79.297
2	4:25.026	2:08.466	84.293
3	6:34.562	2:09.536	83.597
4	8:41.615	2:07.053	85.231
5	10:47.293	2:05.678	86.163
6	12:52.138	2:04.845	86.738
7	14:57.886	2:05.748	86.115

11 151 Philip DRENNAN

Total Time **14:58.309** Avg Speed **84.383** Behind **1:06.026**
Best Time **2:04.973** Best Speed **86.649** On **6** Gp **b**

Lap	Elapsed Time	Lap Time	Lap Speed
1	2:13.875	2:13.875	80.887
2	4:24.249	2:10.374	83.060
3	6:34.539	2:10.290	83.113
4	8:42.873	2:08.334	84.380
5	10:47.994	2:05.121	86.547
6	12:52.967	2:04.973	86.649
7	14:58.309	2:05.342	86.394

12 59 Darryl TWEED

Total Time **14:58.892** Avg Speed **84.328** Behind **1:06.609**
Best Time **2:06.034** Best Speed **85.920** On **7** Gp **b**

Lap	Elapsed Time	Lap Time	Lap Speed
1	2:14.500	2:14.500	80.512
2	4:24.966	2:10.466	83.001
3	6:33.120	2:08.154	84.498
4	8:40.222	2:07.102	85.198
5	10:46.819	2:06.597	85.538
6	12:52.858	2:06.039	85.916
7	14:58.892	2:06.034	85.920

SGS International ARMOY ROAD RACE

JUNIOR SUPPORT

Race 2 - Mermaid Club / Armoyn Homes Junior Support

Saturday, 25 July 2015

DETAILED RESULT



Race Classification

13 83 Andy McALLISTER

Total Time **15:02.440** Avg Speed **83.996** Behind **1:10.157**
Best Time **2:05.939** Best Speed **85.984** On **5** Gp **c**

Lap	Elapsed Time	Lap Time	Lap Speed
1	2:20.686	2:20.686	76.971
2	4:30.529	2:09.843	83.399
3	6:37.286	2:06.757	85.430
4	8:43.990	2:06.704	85.465
5	10:49.929	2:05.939	85.984
6	12:56.238	2:06.309	85.733
7	15:02.440	2:06.202	85.805

14 134 Andrew McMULLAN

Total Time **15:06.425** Avg Speed **83.627** Behind **1:14.142**
Best Time **2:07.125** Best Speed **85.182** On **6** Gp **b**

Lap	Elapsed Time	Lap Time	Lap Speed
1	2:15.531	2:15.531	79.899
2	4:25.791	2:10.260	83.132
3	6:34.834	2:09.043	83.916
4	8:42.747	2:07.913	84.658
5	10:50.611	2:07.864	84.690
6	12:57.736	2:07.125	85.182
7	15:06.425	2:08.689	84.147

15 138 Jordan McFERRAN

Total Time **15:09.302** Avg Speed **83.362** Behind **1:17.019**
Best Time **2:07.462** Best Speed **84.957** On **7** Gp **c**

Lap	Elapsed Time	Lap Time	Lap Speed
1	2:18.133	2:18.133	78.394
2	4:27.175	2:09.042	83.917
3	6:37.366	2:10.191	83.176
4	8:45.521	2:08.155	84.498
5	10:53.516	2:07.995	84.603
6	13:01.840	2:08.324	84.386
7	15:09.302	2:07.462	84.957

Race Classification

16 11 John CAHILL

Total Time **15:11.070** Avg Speed **83.201** Behind **1:18.787**
Best Time **2:06.815** Best Speed **85.391** On **7** Gp **b**

Lap	Elapsed Time	Lap Time	Lap Speed
1	2:18.592	2:18.592	78.134
2	4:29.660	2:11.068	82.620
3	6:39.198	2:09.538	83.596
4	8:48.984	2:09.786	83.436
5	10:57.357	2:08.373	84.354
6	13:04.255	2:06.898	85.335
7	15:11.070	2:06.815	85.391

17 34 Sean LEONARD

Total Time **15:12.492** Avg Speed **83.071** Behind **1:20.209**
Best Time **2:06.522** Best Speed **85.588** On **6** Gp **c**

Lap	Elapsed Time	Lap Time	Lap Speed
1	2:23.822	2:23.822	75.293
2	4:35.011	2:11.189	82.544
3	6:42.956	2:07.945	84.636
4	8:51.012	2:08.056	84.563
5	10:58.243	2:07.231	85.111
6	13:04.765	2:06.522	85.588
7	15:12.492	2:07.727	84.781

18 42 Brian LOUGHLIN

Total Time **15:13.884** Avg Speed **82.944** Behind **1:21.601**
Best Time **2:08.109** Best Speed **84.528** On **7** Gp **b**

Lap	Elapsed Time	Lap Time	Lap Speed
1	2:17.971	2:17.971	78.486
2	4:29.554	2:11.583	82.296
3	6:38.610	2:09.056	83.908
4	8:48.745	2:10.135	83.212
5	10:57.237	2:08.492	84.276
6	13:05.775	2:08.538	84.246
7	15:13.884	2:08.109	84.528

SGS International ARMOY ROAD RACE



JUNIOR SUPPORT

Race 2 - Mermaid Club / Armoy Homes Junior Support

Saturday, 25 July 2015

DETAILED RESULT

Race Classification

19 132 Aaron BOYD

Total Time **15:24.100** Avg Speed **82.027** Behind **1:31.817**
 Best Time **2:09.699** Best Speed **83.492** On **2** Gp **c**

Lap	Elapsed Time	Lap Time	Lap Speed
1	2:18.923	2:18.923	77.948
2	4:28.622	2:09.699	83.492
3	6:40.137	2:11.515	82.339
4	8:50.780	2:10.643	82.888
5	11:01.620	2:10.840	82.764
6	13:13.039	2:11.419	82.399
7	15:24.100	2:11.061	82.624

20 3 Daniel ANNETT

Total Time **15:29.434** Avg Speed **81.557** Behind **1:37.151**
 Best Time **2:09.974** Best Speed **83.315** On **3** Gp **c**

Lap	Elapsed Time	Lap Time	Lap Speed
1	2:21.531	2:21.531	76.512
2	4:35.909	2:14.378	80.585
3	6:45.883	2:09.974	83.315
4	8:57.482	2:11.599	82.286
5	11:08.953	2:11.471	82.366
6	13:19.035	2:10.082	83.246
7	15:29.434	2:10.399	83.044

21 25 Bryan HARDING

Total Time **13:28.262** Avg Speed **80.386** Behind **1 Lap**
 Best Time **2:10.648** Best Speed **82.885** On **6** Gp **c**

Lap	Elapsed Time	Lap Time	Lap Speed
1	2:26.129	2:26.129	74.104
2	4:38.193	2:12.064	81.997
3	6:51.780	2:13.587	81.062
4	9:06.631	2:14.851	80.302
5	11:17.614	2:10.983	82.673
6	13:28.262	2:10.648	82.885

22 13 Dale GORDON

Total Time **13:28.472** Avg Speed **80.365** Behind **1 Lap**
 Best Time **2:11.832** Best Speed **82.141** On **5** Gp **c**

Lap	Elapsed Time	Lap Time	Lap Speed
1	2:23.828	2:23.828	75.290
2	4:37.154	2:13.326	81.220
3	6:51.884	2:14.730	80.374
4	9:04.763	2:12.879	81.494
5	11:16.595	2:11.832	82.141
6	13:28.472	2:11.877	82.113

Race Classification

23 116 Donnchadh HEALY

Total Time **13:37.671** Avg Speed **79.461** Behind **1 Lap**
 Best Time **2:12.704** Best Speed **81.601** On **2** Gp **c**

Lap	Elapsed Time	Lap Time	Lap Speed
1	2:23.698	2:23.698	75.358
2	4:36.402	2:12.704	81.601
3	6:50.742	2:14.340	80.607
4	9:05.764	2:15.022	80.200
5	11:20.587	2:14.823	80.319
6	13:37.671	2:17.084	78.994

Not Classified

DNF 47 Davie BLACK

Total Time **6:50.909** Avg Speed **79.060** Behind
 Best Time **2:15.196** Best Speed **80.097** On **3** Gp **c**

Lap	Elapsed Time	Lap Time	Lap Speed
1	2:19.658	2:19.658	77.538
2	4:35.713	2:16.055	79.591
3	6:50.909	2:15.196	80.097

DNF 38 Derek WILKIE

Total Time **4:30.451** Avg Speed **80.080** Behind
 Best Time **2:10.221** Best Speed **83.157** On **2** Gp **c**

Lap	Elapsed Time	Lap Time	Lap Speed
1	2:20.230	2:20.230	77.222
2	4:30.451	2:10.221	83.157

DNF 172 Ben MULLANE

Total Time **2:14.847** Avg Speed **80.304** Behind
 Best Time **2:30.347** Best Speed **72.025** On **1** Gp **b**

Lap	Elapsed Time	Lap Time	Lap Speed
1	2:14.847	2:14.847	80.304

SGS International ARMOY ROAD RACE

JUNIOR SUPPORT

Race 2 - Mermaid Club / Armoyn Homes Junior Support

LAP CHART



1					2					3				
No	Name	Gp	Time of Day	Lap Time	No	Name	Gp	Time of Day	Lap Time	No	Name	Gp	Time of Day	Lap Time
147	Timothy ELWOOD	a	11:04:16.202	2:03.560	147	Timothy ELWOOD	a	11:06:15.088	1:58.886	56	Adam McLEAN	a	11:08:14.756	1:58.917
171	Brian COOMEY	a	11:04:17.060	2:04.418	171	Brian COOMEY	a	11:06:15.133	1:58.073	147	Timothy ELWOOD	a	11:08:14.946	1:59.858
56	Adam McLEAN	a	11:04:17.857	2:05.215	56	Adam McLEAN	a	11:06:15.839	1:57.982	171	Brian COOMEY	a	11:08:15.030	1:59.897
74	Tommy HENRY	a	11:04:19.813	2:07.171	74	Tommy HENRY	a	11:06:20.977	2:01.164	74	Tommy HENRY	a	11:08:23.496	2:02.519
32	John HORGAN	a	11:04:21.245	2:08.603	32	John HORGAN	a	11:06:23.172	2:01.927	32	John HORGAN	a	11:08:24.957	2:01.785
231	Stephen McKEOWN	a	11:04:21.508	2:08.866	231	Stephen McKEOWN	a	11:06:23.468	2:01.960	231	Stephen McKEOWN	a	11:08:24.985	2:01.517
87	Ian SIMPSON	a	11:04:22.873	2:10.231	87	Ian SIMPSON	a	11:06:26.928	2:04.055	87	Ian SIMPSON	a	11:08:32.607	2:05.679
53	Veronika HANKOCYOVA	a	11:04:25.701	2:13.059	53	Veronika HANKOCYOVA	a	11:06:30.465	2:04.764	53	Veronika HANKOCYOVA	a	11:08:35.253	2:04.788
316	Stephen MORRISON	a	11:04:26.093	2:13.451	316	Stephen MORRISON	a	11:06:32.384	2:06.291	316	Stephen MORRISON	a	11:08:37.924	2:05.540
151	Philip DRENNAN	b	11:04:26.517	2:13.875	151	Philip DRENNAN	b	11:06:36.891	2:10.374	59	Darryl TWEED	b	11:08:45.762	2:08.154
59	Darryl TWEED	b	11:04:27.142	2:14.500	59	Darryl TWEED	b	11:06:37.608	2:10.466	151	Philip DRENNAN	b	11:08:47.181	2:10.290
172	Ben MULLANE	b	11:04:27.489	2:14.847	95	Robert GORDON	b	11:06:37.668	2:08.466	95	Robert GORDON	b	11:08:47.204	2:09.536
134	Andrew McMULLAN	b	11:04:28.173	2:15.531	134	Andrew McMULLAN	b	11:06:38.433	2:10.260	134	Andrew McMULLAN	b	11:08:47.476	2:09.043
95	Robert GORDON	b	11:04:29.202	2:16.560	138	Jordan McFERRAN	c	11:06:39.817	2:09.042	83	Andy McALLISTER	c	11:08:49.928	2:06.757
42	Brian LOUGHLIN	b	11:04:30.613	2:17.971	132	Aaron BOYD	c	11:06:41.264	2:09.699	138	Jordan McFERRAN	c	11:08:50.008	2:10.191
138	Jordan McFERRAN	c	11:04:30.775	2:18.133	42	Brian LOUGHLIN	b	11:06:42.196	2:11.583	42	Brian LOUGHLIN	b	11:08:51.252	2:09.056
11	John CAHILL	b	11:04:31.234	2:18.592	11	John CAHILL	b	11:06:42.302	2:11.068	11	John CAHILL	b	11:08:51.840	2:09.538
132	Aaron BOYD	c	11:04:31.565	2:18.923	38	Derek WILKIE	c	11:06:43.093	2:10.221	132	Aaron BOYD	c	11:08:52.779	2:11.515
47	Davie BLACK	c	11:04:32.300	2:19.658	83	Andy McALLISTER	c	11:06:43.171	2:09.843	34	Sean LEONARD	c	11:08:55.598	2:07.945
38	Derek WILKIE	c	11:04:32.872	2:20.230	34	Sean LEONARD	c	11:06:47.653	2:11.189	3	Daniel ANNETT	c	11:08:58.525	2:09.974
83	Andy McALLISTER	c	11:04:33.328	2:20.686	47	Davie BLACK	c	11:06:48.355	2:16.055	116	Donnchadh HEALY	c	11:09:03.384	2:14.340
3	Daniel ANNETT	c	11:04:34.173	2:21.531	3	Daniel ANNETT	c	11:06:48.551	2:14.378	47	Davie BLACK	c	11:09:03.551	2:15.196
116	Donnchadh HEALY	c	11:04:36.340	2:23.698	116	Donnchadh HEALY	c	11:06:49.044	2:12.704	25	Bryan HARDING	c	11:09:04.422	2:13.587
34	Sean LEONARD	c	11:04:36.464	2:23.822	13	Dale GORDON	c	11:06:49.796	2:13.326	13	Dale GORDON	c	11:09:04.526	2:14.730
13	Dale GORDON	c	11:04:36.470	2:23.828	25	Bryan HARDING	c	11:06:50.835	2:12.064					
25	Bryan HARDING	c	11:04:38.771	2:26.129										

SGS International ARMOY ROAD RACE

JUNIOR SUPPORT

Race 2 - Mermaid Club / Armoyn Homes Junior Support

LAP CHART



4					5					6				
No	Name	Gp	Time of Day	Lap Time	No	Name	Gp	Time of Day	Lap Time	No	Name	Gp	Time of Day	Lap Time
56	Adam McLEAN	a	11:10:11.148	1:56.392	56	Adam McLEAN	a	11:12:08.218	1:57.070	56	Adam McLEAN	a	11:14:05.474	1:57.256
147	Timothy ELWOOD	a	11:10:14.053	1:59.107	171	Brian COOMEY	a	11:12:12.582	1:58.466	171	Brian COOMEY	a	11:14:12.010	1:59.428
171	Brian COOMEY	a	11:10:14.116	1:59.086	147	Timothy ELWOOD	a	11:12:12.613	1:58.560	147	Timothy ELWOOD	a	11:14:12.501	1:59.888
74	Tommy HENRY	a	11:10:24.873	2:01.377	74	Tommy HENRY	a	11:12:25.501	2:00.628	74	Tommy HENRY	a	11:14:25.954	2:00.453
231	Stephen McKEOWN	a	11:10:25.813	2:00.828	231	Stephen McKEOWN	a	11:12:26.156	2:00.343	231	Stephen McKEOWN	a	11:14:26.325	2:00.169
32	John HORGAN	a	11:10:26.053	2:01.096	32	John HORGAN	a	11:12:26.601	2:00.548	32	John HORGAN	a	11:14:26.832	2:00.231
87	Ian SIMPSON	a	11:10:37.791	2:05.184	87	Ian SIMPSON	a	11:12:43.099	2:05.308	53	Veronika HANKOCYOVA	a	11:14:49.572	2:05.267
53	Veronika HANKOCYOVA	a	11:10:39.957	2:04.704	53	Veronika HANKOCYOVA	a	11:12:44.305	2:04.348	87	Ian SIMPSON	a	11:14:50.205	2:07.106
316	Stephen MORRISON	a	11:10:43.526	2:05.602	316	Stephen MORRISON	a	11:12:47.995	2:04.469	316	Stephen MORRISON	a	11:14:53.417	2:05.422
59	Darryl TWEED	b	11:10:52.864	2:07.102	59	Darryl TWEED	b	11:12:59.461	2:06.597	95	Robert GORDON	b	11:15:04.780	2:04.845
95	Robert GORDON	b	11:10:54.257	2:07.053	95	Robert GORDON	b	11:12:59.935	2:05.678	59	Darryl TWEED	b	11:15:05.500	2:06.039
134	Andrew McMULLAN	b	11:10:55.389	2:07.913	151	Philip DRENNAN	b	11:13:00.636	2:05.121	151	Philip DRENNAN	b	11:15:05.609	2:04.973
151	Philip DRENNAN	b	11:10:55.515	2:08.334	83	Andy McALLISTER	c	11:13:02.571	2:05.939	83	Andy McALLISTER	c	11:15:08.880	2:06.309
83	Andy McALLISTER	c	11:10:56.632	2:06.704	134	Andrew McMULLAN	b	11:13:03.253	2:07.864	134	Andrew McMULLAN	b	11:15:10.378	2:07.125
138	Jordan McFERRAN	c	11:10:58.163	2:08.155	138	Jordan McFERRAN	c	11:13:06.158	2:07.995	138	Jordan McFERRAN	c	11:15:14.482	2:08.324
42	Brian LOUGHLIN	b	11:11:01.387	2:10.135	42	Brian LOUGHLIN	b	11:13:09.879	2:08.492	11	John CAHILL	b	11:15:16.897	2:06.898
11	John CAHILL	b	11:11:01.626	2:09.786	11	John CAHILL	b	11:13:09.999	2:08.373	34	Sean LEONARD	c	11:15:17.407	2:06.522
132	Aaron BOYD	c	11:11:03.422	2:10.643	34	Sean LEONARD	c	11:13:10.885	2:07.231	42	Brian LOUGHLIN	b	11:15:18.417	2:08.538
34	Sean LEONARD	c	11:11:03.654	2:08.056	132	Aaron BOYD	c	11:13:14.262	2:10.840	132	Aaron BOYD	c	11:15:25.681	2:11.419
3	Daniel ANNETT	c	11:11:10.124	2:11.599	3	Daniel ANNETT	c	11:13:21.595	2:11.471	3	Daniel ANNETT	c	11:15:31.677	2:10.082
13	Dale GORDON	c	11:11:17.405	2:12.879	13	Dale GORDON	c	11:13:29.237	2:11.832	25	Bryan HARDING	c	11:15:40.904	2:10.648
116	Donnchadh HEALY	c	11:11:18.406	2:15.022	25	Bryan HARDING	c	11:13:30.256	2:10.983	13	Dale GORDON	c	11:15:41.114	2:11.877
25	Bryan HARDING	c	11:11:19.273	2:14.851	116	Donnchadh HEALY	c	11:13:33.229	2:14.823	116	Donnchadh HEALY	c	11:15:50.313	2:17.084

SGS International ARMOY ROAD RACE

JUNIOR SUPPORT

Race 2 - Mermaid Club / Armoyn Homes Junior Support

LAP CHART



7

No	Name	Gp	Time of Day	Lap Time
56	Adam McLEAN	a	11:16:04.925	1:59.451
171	Brian COOMEY	a	11:16:10.241	1:58.231
147	Timothy ELWOOD	a	11:16:13.605	2:01.104
74	Tommy HENRY	a	11:16:25.360	1:59.406
231	Stephen McKEOWN	a	11:16:26.007	1:59.682
32	John HORGAN	a	11:16:26.026	1:59.194
53	Veronika HANKOCYOVA	a	11:16:50.696	2:01.124
87	Ian SIMPSON	a	11:16:54.824	2:04.619
316	Stephen MORRISON	a	11:16:57.673	2:04.256
95	Robert GORDON	b	11:17:10.528	2:05.748
151	Philip DRENNAN	b	11:17:10.951	2:05.342
59	Darryl TWEED	b	11:17:11.534	2:06.034
83	Andy McALLISTER	c	11:17:15.082	2:06.202
134	Andrew McMULLAN	b	11:17:19.067	2:08.689
138	Jordan McFERRAN	c	11:17:21.944	2:07.462
11	John CAHILL	b	11:17:23.712	2:06.815
34	Sean LEONARD	c	11:17:25.134	2:07.727
42	Brian LOUGHLIN	b	11:17:26.526	2:08.109
132	Aaron BOYD	c	11:17:36.742	2:11.061
3	Daniel ANNETT	c	11:17:42.076	2:10.399

SGS International ARMOY ROAD RACE

JUNIOR SUPPORT

Race 2 - Mermaid Club / Armoyn Homes Junior Support

Saturday, 25 July 2015



SPEED TRAP

Class	No/Nam	Fastest	Lap 2	Lap 3	Lap 4	Lap 5	Lap 6	Lap 7	Lap 8	Lap 9	Lap 10	Lap 11	Lap 12	Lap 13
SJUN	56 Adam McLEAN	138.7	127.1	132.3	134.9	136.6	137.5	138.7						
SJUN	74 Tommy HENRY	135.2	132.9	131.6	134.0	134.0	135.2	134.4						
SJUN	231 Stephen McKEOWN	135.2	130.3	131.5	135.2	131.4	132.5	132.4						
SJUN	171 Brian COOMEY	134.1	129.5	125.5	128.9	131.4	134.1	129.2						
SJUN	32 John HORGAN	133.4	131.3	131.3	131.4	131.8	132.4	133.4						
SJUN	83 Andy McALLISTER	133.2	129.5	133.2	130.0	130.6	130.5	132.2						
SJUN	147 Timothy ELWOOD	132.2	130.0	123.1	125.6	129.6	127.0	132.2						
SJUN	151 Philip DRENNAN	131.1	118.6	125.5	126.6	125.0	130.1	131.1						
SJUN	53 Veronika HANKOCYOVA	128.3	127.6	124.5	122.2	121.8	115.8	128.3						
SJUN	95 Robert GORDON	127.8	121.4	126.0	127.8	124.2	127.8	125.9						
SJUN	38 Derek WILKIE	126.9	126.9											
SJUN	134 Andrew McMULLAN	126.8	113.5	122.5	112.6	118.9	126.8	124.9						
SJUN	138 Jordan McFERRAN	126.1	123.7	123.1	123.2	124.4	124.1	126.1						
SJUN	34 Sean LEONARD	125.9	110.2	124.4	121.2	119.0	125.9	121.1						
SJUN	87 Ian SIMPSON	125.8	121.2	124.7	125.8	124.2	124.0	123.8						
SJUN	316 Stephen MORRISON	125.4	119.0	123.5	125.4	124.9	124.9	124.6						
SJUN	11 John CAHILL	122.9	110.3	106.3	115.7	116.3	122.9	119.1						
SJUN	59 Darryl TWEED	122.4	119.6	122.0	122.0	122.4	122.4	122.4						
SJUN	132 Aaron BOYD	122.2	120.4	122.2	121.3	121.5	120.3	120.0						
SJUN	13 Dale GORDON	121.9	103.2	118.5	112.4	121.9	117.8							
SJUN	42 Brian LOUGHLIN	121.6	116.8	108.6	117.2	116.9	119.9	121.6						
SJUN	25 Bryan HARDING	113.9	104.1	106.4	109.9	107.2	113.9							
SJUN	47 Davie BLACK	112.3	112.3	112.3										
SJUN	116 Donnchadh HEALY	108.9	104.4	105.6	108.7	107.5	108.9							

ROAD RACE - IRISH JUNIOR SUPPORT

2015

Pos	No.	Name	Total	Diff	Gap	#1	#2	#3	#4	#5
						R1	R1	R1	R1	R1
1	74	Tommy HENRY	85	0	0	9	25	13	25	13
2	171	Brian COOMEY	85	0	0	25	x	20	20	20
3	56	Adam McLEAN	66	19	19	16	x	25	x	25
4	32	John HORGAN	45	40	21	11	x	11	13	10
5	23	Stephen McKEOWN	40	45	5	x	13	5	11	11
6	153	Noel BERTRAM	36	49	4	x	20	x	16	x
7	150	James CHAWKE	26	59	10	x	10	16	x	x
8	316	Stephen MORRISON	22	63	4	x	9	x	6	7
9	41	Ben REA	20	65	2	20	x	x	x	x
10	36	Wayne SHEEHAN	19	66	1	x	16	x	3	x
11	91	Liam GREENE	17	68	2	x	x	10	7	x
12	75	Barry SHEEHAN	17	68	0	13	x	4	x	x
13	147	Timothy ELWOOD	16	69	1	x	x	x	x	16
14	33	David HOWARD (S)	16	69	0	x	x	7	9	x
15	167	Brendan GLOVER	15	70	1	7	x	8	x	x
16	53	Veronika HANKOCYOVA	14	71	1	x	x	x	5	9
17	55	Paul HURLEY	13	72	1	2	x	3	8	x
18	95	Robert GORDON	12	73	1	6	x	x	x	6
19	43	Philip CROSBIE	11	74	1	x	11	x	x	x
20	51	Scott MILLER	11	74	0	1	x	x	10	x
21	59	Anthony AMBLER	10	75	1	10	x	x	x	x
22	125	Colin BOWLES	10	75	0	x	x	6	4	x
23	11	John CAHILL	10	75	0	x	8	x	2	x
24	124	Thomas WHITMORE	9	76	1	x	x	9	x	x
25	160	Darryl TWEED	9	76	0	5	x	x	x	4
26	87	Ian SIMPSON	8	77	1	x	x	x	x	8
27	44	Mick JORDAN	8	77	0	8	x	x	x	x
28	138	Jordan McFERRAN	8	77	0	x	7	x	x	1
29	111	John SCOTT	6	79	2	x	6	x	x	x
30	151	Philip DRENNAN	5	80	1	x	x	x	x	5
31	17	Stephen DAVISON	5	80	0	x	5	x	x	x
32	113	Ian PERT	4	81	1	x	4	x	x	x
33	181	Vic ALLAN	4	81	0	4	x	x	x	x
34	83	Andy McALLISTER	3	82	1	x	x	x	x	3
35	142	Stuart RAYNER	3	82	0	x	3	x	x	x
36	42	Brian LOUGHLIN	3	82	0	3	x	x	x	x
37	134	Andrew McMULLAN	2	83	1	x	x	x	x	2
38	118	Tommy HEAPHY	2	83	0	x	x	2	x	x
39	122	David HOWARD (B)	2	83	0	x	2	x	x	x
40	112	Martin CURRAMS	1	84	1	x	x	x	1	x
41	96	Stephen CARR	1	84	0	x	1	x	x	x

Event Legend

#1	24/04/2015	KDM HIRE COOKSTOWN 100	#4	03/07/2015	AXA Bikecare SKERRIES 100
#2	01/05/2015	AROUND A POUND TANDRAGEE 100	#5	24/07/2015	SGS INTERNATIONAL ARMOY ROAD RACE
#3	21/06/2015	CAROLE NASH KELLS ROAD RACE			

ROAD RACE - ULSTER JUNIOR SUPPORT

2015

Pos	No.	Name	Total	Diff	Gap	#1	#2	#3
						R1	R1	R1
1	74	Tommy HENRY	47	0	0	9	25	13
2	171	Brian COOMEY	45	2	2	25	x	20
3	56	Adam McLEAN	41	6	4	16	x	25
4	23	Stephen McKEOWN	24	23	17	x	13	11
5	32	John HORGAN	21	26	3	11	x	10
6	153	Noel BERTRAM	20	27	1	x	20	x
7	41	Ben REA	20	27	0	20	x	x
8	147	Timothy ELWOOD	16	31	4	x	x	16
9	36	Wayne SHEEHAN	16	31	0	x	16	x
10	316	Stephen MORRISON	16	31	0	x	9	7
11	75	Barry SHEEHAN	13	34	3	13	x	x
12	95	Robert GORDON	12	35	1	6	x	6
13	43	Philip CROSBIE	11	36	1	x	11	x
14	150	James CHAWKE	10	37	1	x	10	x
15	59	Anthony AMBLER	10	37	0	10	x	x
16	53	Veronika HANKOCYOVA	9	38	1	x	x	9
17	160	Darryl TWEED	9	38	0	5	x	4
18	87	Ian SIMPSON	8	39	1	x	x	8
19	11	John CAHILL	8	39	0	x	8	x
20	44	Mick JORDAN	8	39	0	8	x	x
21	138	Jordan McFERRAN	8	39	0	x	7	1
22	167	Brendan GLOVER	7	40	1	7	x	x
23	111	John SCOTT	6	41	1	x	6	x
24	151	Philip DRENNAN	5	42	1	x	x	5
25	17	Stephen DAVISON	5	42	0	x	5	x
26	113	Ian PERT	4	43	1	x	4	x
27	181	Vic ALLAN	4	43	0	4	x	x
28	83	Andy McALLISTER	3	44	1	x	x	3
29	142	Stuart RAYNER	3	44	0	x	3	x
30	42	Brian LOUGHLIN	3	44	0	3	x	x
31	134	Andrew McMULLAN	2	45	1	x	x	2
32	122	David HOWARD (B)	2	45	0	x	2	x
33	55	Paul HURLEY	2	45	0	2	x	x
34	96	Stephen CARR	1	46	1	x	1	x
35	51	Scott MILLER	1	46	0	1	x	x

Event Legend

#1	24/04/2015	KDM HIRE COOKSTOWN 100	#3	24/07/2015	SGS INTERNATIONAL ARMOY ROAD RACE
#2	01/05/2015	AROUND A POUND TANDRAGEE 100			