



ARMOY ROAD RACE

The Race of Legends

Friday 24th & Saturday 25th July 2015

**promoted by
Armoyn Motorcycle Road Racing Club
www.amrrc.com**

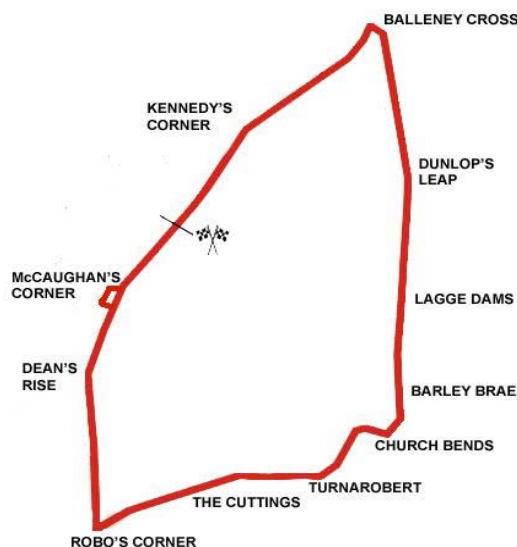
**IJ LYNN & SONS &
McAULEY CAR DISMANTLERS
SUPERTWIN**



**Causeway Coast and Glens
Borough Council**



Armoy Circuit 3.008 miles



Lap Records

Class	Rider	Machine	m s	mph	Year
125cc	William Dunlop	Honda	2 02.397	88.473	2010
Moto 3	Christian Elkin	Honda 250	2 03.375	87.771	2014
Moto 450	Ryan Farquhar	Kawasaki	2 00.910	89.561	2011
250cc	Michael Sweeney	Honda	1 52.439	96.308	2013
Supersport 400	Andy Farrell	Kawasaki	1 59.400	90.693	2013
Supertwin	Jeremy McWilliams	Kawasaki 650	1 51.557	97.070	2013
Supersport	Michael Dunlop	Honda	1 44.939	103.191	2013
Superbike	Michael Dunlop	Honda	1 41.382	106.812	2013
Senior Support	Connor Behan	Kawasaki 636	1 50.783	97.748	2013
Junior Support	Mark Hanna	Kawasaki 650	1 54.969	94.189	2013
Classic 1000cc	Robert McCrum	Norton Weslake 950	2 06.649	85.502	2013
Classic 500cc	Richard Lambourne	Norton	2 10.738	82.828	2013
Classic 350cc	Keith Costello	Honda	2 15.054	80.181	2011
Classic 250cc	Kevin Strowger	Suzuki	2 18.625	78.116	2013

MOST WINS at ARMOY ROAD RACE

Ryan Farquhar	11	2009-12	(450-3, Supertwin-4, Supersport-1, Superbike-3)
Michael Dunlop	11	2009-14	(125-1, 250-1, Supersport-2, Superbike-7)
William Dunlop	7	2010-14	(125-2, 250-3, Supersport-2)
Allan Brew	3	2009-13	(Classic 350-1, Classic 500-2)
Robert McCrum	3	2010-14	(Classic 1000-3)
Barry Davidson	3	2012-14	(Classic 350-3)
Dean Harrison	2	2010	(Junior Support-1, Senior Support-1)
Richard Ford	2	2011-12	(Classic 1000-2)
Philip Shaw	2	2010-14	(Classic 250-2)
Christian Elkin	2	2013-14	(Moto 3-2)
Guy Martin	2	2014	(Supersport-1, Superbike-1)

ALL TIME IRISH ROAD RACE WINNERS (after the Race of the South 2015)

Most Wins at All Irish Road Race Meetings

Ryan Farquhar	205	1995-15
Joey Dunlop	156	1971-00
Robert Dunlop	135	1980-08
Ray McCullough	109	1960-82
Phillip McCallen	109	1987-99
William Dunlop	107	2005-15
Michael Dunlop	89	2006-15
Brian Reid	78	1980-94
Darran Lindsay	74	1999-06
James Courtney	66	1992-99

SGS International ARMOY ROAD RACE

SUPERTWIN

Supertwin Qualifying

Friday, 24 July 2015




Pos	Class	No	Name	Machine / Sponsor	----- Best Lap -----			On	Laps
					Time	Behind	Speed		
Qualifying Classification									
1	STWN	77	Ryan FARQUHAR	Kawasaki 650 - SGS / Manx Gas by KMR	1:51.820		96.841	5	5
2	STWN	86	Derek McGEE	Kawasaki 650 - McGee Racing	1:53.209	1.389	95.653	4	5
3	STWN	72	Connor BEHAN	Kawasaki 650 - Emerald Road Racing	1:53.678	1.858	95.259	5	5
4	STWN	4	Paul JORDAN	Kawasaki 650 - B&W / Keys Racing	1:54.720	2.900	94.393	4	5
5	STWN	99	Jeremy McWILLIAMS	Kawasaki 650 - SGS / Manx Gas by KMR	1:55.036	3.216	94.134	2	4
6	STWN	52	James COWTON	Kawasaki 650 - VRS Racing	1:55.294	3.474	93.923	2	5
7	STWN	2	Guy MARTIN	Kawasaki 650 - Cookstown BE Racing	1:55.358	3.538	93.871	3	3
8	STWN	8	Christian ELKIN	Kawasaki 650 - McKinstry Racing	1:55.838	4.018	93.482	5	5
9	STWN	10	Andy LAWSON	Kawasaki 650 - Shirlaw's Motorcycles	1:55.959	4.139	93.385	5	5
10	STWN	23	Michal DOKOUPIL	Kawasaki 650 - R T & E Racing	1:57.897	6.077	91.850	3	5
11	STWN	96	Andy FARRELL	Kawasaki 650 - Brix Moto	1:58.272	6.452	91.558	5	5
12	STWN	64	Stephen McKNIGHT	Suzuki 650	1:58.779	6.959	91.168	5	5
13	STWN	29	Darren JAMES	Kawasaki 650 - SGS / Manx Gas by KMR	2:00.334	8.514	89.990	4	5
14	STWN	147	Timothy ELWOOD	Kawasaki 650 - Rod Lee Racing	2:00.379	8.559	89.956	3	5
15	STWN	197	Seamus ELLIOTT	Kawasaki 650	2:01.304	9.484	89.270	3	3
16	STWN	55	Scott CAMPBELL	Kawasaki 650 - Ian Bell Motorcycles	2:01.871	10.051	88.855	5	5
17	STWN	231	Stephen McKEOWN	Kawasaki 650	2:02.173	10.353	88.635	2	5
18	STWN	11	Callum LAIDLAW	Suzuki 650 - Shay D Racing	2:02.906	11.086	88.106	4	5
19	STWN	153	Noel BERTRAM	Kawasaki 650	2:03.727	11.907	87.522	4	5
20	STWN	177	Mark SHIELS	Kawasaki 650 - MSR	2:04.262	12.442	87.145	4	5
21	STWN	28	Paul GARTLAND	Kawasaki 650	2:04.903	13.083	86.698	3	4
22	STWN	53	Veronika HANKOCYOVA	Kawasaki 650 - R T & E Racing	2:05.211	13.391	86.484	3	5
23	STWN	32	John HORGAN	Suzuki 650	2:05.943	14.123	85.982	2	5
24	STWN	172	Ben MULLANE	Suzuki 650 - Puzzles Racing	2:07.864	16.044	84.690	2	5
25	STWN	34	Sean LEONARD	WK 650 - Sam Crossett Motorcycles	2:08.384	16.564	84.347	5	5
26	STWN	119	Kris DUNCAN	Kawasaki 650 - Shirlaw's Motorcycles	2:08.870	17.050	84.029	3	5
27	STWN	42	Brian LOUGHLIN	Suzuki 650	2:08.898	17.078	84.011	4	5
28	STWN	79	Stephen DAVISON	Kawasaki 650	2:10.584	18.764	82.926	5	5
29	STWN	116	Donnchadh HEALY	Suzuki 650 - KAOS Racing	2:18.465	26.645	78.206	2	4
30	STWN	142	Stuart RAYNER	Suzuki 650	2:18.692	26.872	78.078	2	4

Fastest 27 to Supertwin Race

Provisional result to be confirmed by the Stewards of the Meeting subject to completion of technical inspections & the time limit for protests

Page 1 / 1

Circuit	ArmoY	Signed		Organising Club	ArmoY MRRC
Length(miles)	3.0080		Chief Timekeeper	Qualifying Started	17:10
Weather	Sunny	Issued At:	17:29		
Track	Dry				



SGS International ARMOY ROAD RACE

SUPERSPORT

Supersport Group B Qualifying

Friday, 24 July 2015

DETAILED RESULT



Qualifying Classification

Position

1 6 William DUNLOP

SSPR Behind 5 Gp
Best Time **1:45.850** Best Speed **102.303** On 5 Gp

Lap	Elapsed Time	Lap Time	Lap Speed
1	2:08.174	2:08.174	84.485
2	3:56.108	1:47.934	100.328
3	5:42.989	1:46.881	101.316
4	7:30.387	1:47.398	100.829
5	9:16.237	1:45.850	102.303

2 2 Dean HARRISON

SSPR Behind 3 Gp
Best Time **1:48.068** Best Speed **100.204** On 3 Gp

Lap	Elapsed Time	Lap Time	Lap Speed
1	2:06.134	2:06.134	85.852
2	3:56.108	1:49.974	98.467
3	5:44.176	1:48.068	100.204
4	7:32.495	1:48.319	99.971
5	9:21.532	1:49.037	99.313

3 82 Derek SHEILS

SSPR Behind 4 Gp
Best Time **1:48.359** Best Speed **99.934** On 4 Gp

Lap	Elapsed Time	Lap Time	Lap Speed
1	2:04.212	2:04.212	87.180
2	3:54.454	1:50.242	98.228
3	5:43.594	1:49.140	99.219
4	7:31.953	1:48.359	99.934
5	9:21.987	1:50.034	98.413

4 12 Keith AMOR

SSPR Behind 4 Gp
Best Time **1:49.212** Best Speed **99.154** On 4 Gp

Lap	Elapsed Time	Lap Time	Lap Speed
1	2:00.879	2:00.879	89.584
2	3:51.882	1:51.003	97.554
3	5:41.183	1:49.301	99.073
4	7:30.395	1:49.212	99.154
5	9:20.698	1:50.303	98.173

Qualifying Classification

Position

5 86 Derek McGEE

SSPR Behind 4 Gp
Best Time **1:49.975** Best Speed **98.466** On 4 Gp

Lap	Elapsed Time	Lap Time	Lap Speed
1	2:00.579	2:00.579	89.807
2	3:51.147	1:50.568	97.938
3	5:41.132	1:49.985	98.457
4	7:31.107	1:49.975	98.466
5	9:21.282	1:50.175	98.287

6 22 Paul JORDAN

SSPR Behind 2 Gp
Best Time **1:51.345** Best Speed **97.254** On 2 Gp

Lap	Elapsed Time	Lap Time	Lap Speed
1	2:07.142	2:07.142	85.171
2	3:58.487	1:51.345	97.254
3	5:50.355	1:51.868	96.800
4	7:43.166	1:52.811	95.991
5	9:37.336	1:54.170	94.848

7 56 Sam WILSON

SSPR Behind 5 Gp
Best Time **1:52.232** Best Speed **96.486** On 5 Gp

Lap	Elapsed Time	Lap Time	Lap Speed
1	2:18.672	2:18.672	78.089
2	4:14.673	1:56.001	93.351
3	6:10.441	1:55.768	93.539
4	8:04.526	1:54.085	94.919
5	9:56.758	1:52.232	96.486

8 10 Andy LAWSON

SSPR Behind 4 Gp
Best Time **1:53.058** Best Speed **95.781** On 4 Gp

Lap	Elapsed Time	Lap Time	Lap Speed
1	2:40.398	2:40.398	67.512
2	4:35.667	1:55.269	93.944
3	6:29.917	1:54.250	94.782
4	8:22.975	1:53.058	95.781
5	10:16.499	1:53.524	95.388

SGS International ARMOY ROAD RACE

SUPERSPORT

Supersport Group B Qualifying

Friday, 24 July 2015

DETAILED RESULT



Qualifying Classification

Position

9 52 James COWTON

SSPR Behind 7.597

Best Time 1:53.447 Best Speed 95.453 On 5 Gp

Lap	Elapsed Time	Lap Time	Lap Speed
1	2:33.701	2:33.701	70.454
2	4:30.280	1:56.579	92.888
3	6:24.384	1:54.104	94.903
4	8:18.745	1:54.361	94.690
5	10:12.192	1:53.447	95.453

Qualifying Classification

Position

13 26 Dennis BOOTH

SSPR Behind 10.214

Best Time 1:56.064 Best Speed 93.300 On 5 Gp

Lap	Elapsed Time	Lap Time	Lap Speed
1	2:33.287	2:33.287	70.644
2	4:34.921	2:01.634	89.028
3	6:35.602	2:00.681	89.731
4	8:32.489	1:56.887	92.643
5	10:28.553	1:56.064	93.300

10 24 Graham KENNEDY

SSPR Behind 7.922

Best Time 1:53.772 Best Speed 95.180 On 5 Gp

Lap	Elapsed Time	Lap Time	Lap Speed
1	2:18.044	2:18.044	78.445
2	4:13.823	1:55.779	93.530
3	6:09.577	1:55.754	93.550
4	8:04.715	1:55.138	94.051
5	9:58.487	1:53.772	95.180

14 72 Connor BEHAN

SSPR Behind 10.596

Best Time 1:56.446 Best Speed 92.994 On 3 Gp

Lap	Elapsed Time	Lap Time	Lap Speed
1	2:34.582	2:34.582	70.052
2	4:33.429	1:58.847	91.115
3	6:29.875	1:56.446	92.994

11 8 Christian ELKIN

SSPR Behind 7.948

Best Time 1:53.798 Best Speed 95.158 On 5 Gp

Lap	Elapsed Time	Lap Time	Lap Speed
1	2:22.084	2:22.084	76.214
2	4:18.240	1:56.156	93.226
3	6:12.593	1:54.353	94.696
4	8:07.283	1:54.690	94.418
5	10:01.081	1:53.798	95.158

15 70 Brendan MERRIGAN

SSPR Behind 12.968

Best Time 1:58.818 Best Speed 91.138 On 5 Gp

Lap	Elapsed Time	Lap Time	Lap Speed
1	2:41.917	2:41.917	66.879
2	4:42.563	2:00.646	89.757
3	6:42.483	1:59.920	90.300
4	8:42.920	2:00.437	89.913
5	10:41.738	1:58.818	91.138

12 96 Andy FARRELL

SSPR Behind 8.017

Best Time 1:53.867 Best Speed 95.100 On 5 Gp

Lap	Elapsed Time	Lap Time	Lap Speed
1	2:17.644	2:17.644	78.673
2	4:13.750	1:56.106	93.266
3	6:09.495	1:55.745	93.557
4	8:04.456	1:54.961	94.195
5	9:58.323	1:53.867	95.100

16 78 Dean CAMPBELL

SSPR Behind 13.889

Best Time 1:59.739 Best Speed 90.437 On 2 Gp

Lap	Elapsed Time	Lap Time	Lap Speed
1	2:08.346	2:08.346	84.372
2	4:08.085	1:59.739	90.437
3	6:09.325	2:01.240	89.317
4	8:10.511	2:01.186	89.357
5	10:13.038	2:02.527	88.379

SGS International ARMOY ROAD RACE

SUPERSPORT

Supersport Group B Qualifying

Friday, 24 July 2015

DETAILED RESULT



Qualifying Classification

Position

17 74 Tommy HENRY

SSPR Behind 13.943

Best Time 1:59.793 Best Speed 90.396 On 5 Gp

Lap	Elapsed Time	Lap Time	Lap Speed
1	2:38.384	2:38.384	68.371
2	4:39.522	2:01.138	89.392
3	6:40.790	2:01.268	89.296
4	8:41.290	2:00.500	89.866
5	10:41.083	1:59.793	90.396

Qualifying Classification

Position

21 14 Rodney LITTLE

SSPR Behind 19.055

Best Time 2:04.905 Best Speed 86.696 On 4 Gp

Lap	Elapsed Time	Lap Time	Lap Speed
1	2:51.481	2:51.481	63.149
2	4:59.708	2:08.227	84.450
3	7:11.495	2:11.787	82.169
4	9:16.400	2:04.905	86.696

18 164 Stephen TOBIN

SSPR Behind 15.126

Best Time 2:00.976 Best Speed 89.512 On 5 Gp

Lap	Elapsed Time	Lap Time	Lap Speed
1	2:30.630	2:30.630	71.890
2	4:33.667	2:03.037	88.013
3	6:35.883	2:02.216	88.604
4	8:38.081	2:02.198	88.617
5	10:39.057	2:00.976	89.512

19 38 Derek WILKIE

SSPR Behind 17.937

Best Time 2:03.787 Best Speed 87.479 On 4 Gp

Lap	Elapsed Time	Lap Time	Lap Speed
1	2:28.537	2:28.537	72.903
2	4:34.238	2:05.701	86.147
3	6:38.492	2:04.254	87.151
4	8:42.279	2:03.787	87.479
5	10:46.356	2:04.077	87.275

20 126 Christopher WATSON

SSPR Behind 18.108

Best Time 2:03.958 Best Speed 87.359 On 2 Gp

Lap	Elapsed Time	Lap Time	Lap Speed
1	2:31.870	2:31.870	71.303
2	4:35.828	2:03.958	87.359
3	6:39.825	2:03.997	87.331
4	8:44.742	2:04.917	86.688
5	10:49.496	2:04.754	86.801

SGS International ARMOY ROAD RACE

SUPERTWIN

Supertwin Qualifying

Friday, 24 July 2015



SPEED TRAP

Class	No/Name	Fastest	Lap 2	Lap 3	Lap 4	Lap 5	Lap 6	Lap 7	Lap 8	Lap 9	Lap 10	Lap 11	Lap 12	Lap 13
77	Ryan FARQUHAR	143.9	136.2	142.0	142.3	143.9								
8	Christian ELKIN	142.9	142.9	138.9	136.0	120.4								
2	Guy MARTIN	141.2	137.2	141.2										
86	Derek McGEE	140.2	138.2	140.2	140.0	138.5								
99	Jeremy McWILLIAMS	140.0	138.2	139.0	140.0									
72	Connor BEHAN	139.0	135.0	135.5	139.0	138.1								
4	Paul JORDAN	139.0	138.2	132.5	139.0	133.1								
52	James COWTON	136.9	134.1	133.9	136.9	136.6								
10	Andy LAWSON	136.2	136.0	133.3	136.2	136.0								
96	Andy FARRELL	135.4	134.4	135.4	126.3	129.0								
29	Darren JAMES	135.4	131.4	130.7	135.4	130.1								
55	Scott CAMPBELL	134.7	132.2	132.9	134.7	121.4								
64	Stephen McKNIGHT	132.8	115.7	132.8	132.2	127.0								
172	Ben MULLANE	131.7	131.7	131.3	128.9	123.4								
32	John HORGAN	131.5	130.7	131.5	129.4	130.1								
197	Seamus ELLIOTT	131.4	128.6	131.4										
11	Callum LAIDLAW	129.9	127.9	123.8	125.6	129.9								
231	Stephen McKEOWN	129.3	128.9	129.2	129.3	94.2								
147	Timothy ELWOOD	128.2	124.5	126.9	128.2	123.6								
119	Kris DUNCAN	128.2	123.2	128.2	126.7	116.0								
153	Noel BERTRAM	128.0	112.5	125.2	128.0	106.6								
28	Paul GARTLAND	128.0	99.1	128.0	117.1									
42	Brian LOUGHLIN	121.3	119.6	121.3	111.3	118.9								
53	Veronika HANKOCYOVA	120.4	120.4	113.9	116.1	108.5								
177	Mark SHIELS	119.7	119.7	117.0	118.0	112.8								
34	Sean LEONARD	119.0	113.4	113.4	116.5	119.0								
79	Stephen DAVISON	117.2	111.8	117.2	115.2	107.5								
142	Stuart RAYNER	106.0	105.4	106.0	103.2									
116	Donnchadh HEALY	100.0	100.0	98.9	95.6									

SGS INTERNATIONAL ARMOY ROAD RACE

SUPERTWIN

ArmoY 3.008 miles


R10: IJ Lynn & Sons/McAuley Car Dismantlers Supertwin

25/07/2015 15:30

Race (7 Laps)

RACE 10 - SUPERTWIN

			42		12
			A		
119	34		172		11
C	B		A		
	32		53		10
	B		A		
28	177		153	C	9
C	B		A		
<hr/>					
			11		8
			A		
231	55		197		7
C	B		A		
	147		29		6
	B		A		
64	96		23	B	5
C	B		A		
<hr/>					
			10		4
			A		
8	2		52		3
C	B		A		
	99		4		2
	B		A		
72	86		77	A	1
C	B		A		
			POLE POSITION	A	



Promoted by ArmoY Motorcycle Road Racing Club

Orbits

Provisional result to be confirmed by the Stewards of the Meeting subject to the completion of technical inspections and the time limit for protests.

MCUI (Ulster Centre) Timing @ www.elaps-timing.com



Ride on
Delta
Seven

SGS International ARMOY ROAD RACE

SUPERTWIN

Race 10 - IJ Lynn & Sons / McAuley Car Dismantlers Supertwin

Saturday, 25 July 2015



Pos	Class	No	Name	Machine / Sponsor	Gp	Lap	Total Time	Behind	Speed	-----Best Lap-----		
										Time	Speed	On

Race Classification

1	STWN	77	Ryan FARQUHAR	Kawasaki 650 - SGS / Manx Gas by KMR	a	5	9:20.259		96.641	1:50.379	98.106	5
2	STWN	86	Derek McGEE	Kawasaki 650 - McGee Racing	a	5	9:22.056	1.797	96.332	1:50.915	97.632	4
3	STWN	72	Connor BEHAN	Kawasaki 650 - Emerald Road Racing	a	5	9:28.461	8.202	95.247	1:52.462	96.289	4
4	STWN	52	James COWTON	Kawasaki 650 - VRS Racing	a	5	9:30.390	10.131	94.925	1:52.571	96.195	4
5	STWN	8	Christian ELKIN	Kawasaki 650 - McKinsty Racing	a	5	9:33.975	13.716	94.332	1:52.327	96.404	4
6	STWN	4	Paul JORDAN	Kawasaki 650 - B&W / Keys Racing	a	5	9:34.595	14.336	94.230	1:52.725	96.064	4
7	STWN	10	Andy LAWSON	Kawasaki 650 - Shirlaw's Motorcycles	a	5	9:38.539	18.280	93.587	1:53.775	95.177	2
8	STWN	23	Michal DOKOUPIL	Kawasaki 650 - R T & E Racing	b	5	9:43.387	23.128	92.810	1:55.169	94.025	3
9	STWN	96	Andy FARRELL	Kawasaki 650 - Brix Moto	b	5	9:51.855	31.596	91.482	1:56.521	92.934	2
10	STWN	29	Darren JAMES	Kawasaki 650 - SGS / Manx Gas by KMR	b	5	10:08.019	47.760	89.050	1:59.973	90.260	4
11	STWN	32	John HORGAN	Suzuki 650	c	5	10:13.832	53.573	88.207	1:59.828	90.370	2
12	STWN	177	Mark SHIELS	Kawasaki 650 - MSR	c	5	10:13.840	53.581	88.205	2:01.224	89.329	2
13	STWN	119	Kris DUNCAN	Kawasaki 650 - Shirlaw's Motorcycles	c	5	10:15.494	55.235	87.968	2:00.410	89.933	4
14	STWN	231	Stephen McKEOWN	Kawasaki 650	b	5	10:15.498	55.239	87.968	2:00.865	89.594	5
15	STWN	11	Callum LAIDLAW	Suzuki 650 - Shay D Racing	b	5	10:18.088	57.829	87.599	2:02.399	88.471	5
16	STWN	153	Noel BERTRAM	Kawasaki 650	c	5	10:18.874	58.615	87.488	2:01.602	89.051	5
17	STWN	53	Veronika HANKOCYOVA	Kawasaki 650 - R T & E Racing	c	5	10:27.734	1:07.475	86.253	2:02.301	88.542	5
18	STWN	42	Brian LOUGHLIN	Suzuki 650	c	5	10:52.490	1:32.231	82.981	2:07.517	84.920	2
19	STWN	34	Sean LEONARD	WK 650 - Sam Crossett Motorcycles	c	5	10:52.530	1:32.271	82.975	2:07.728	84.780	2

Fastest Lap / New Lap Record 98.106 mph (Previously 97.070 mph)


STWN	77	Ryan FARQUHAR	Kawasaki 650 - SGS / Manx Gas by KMR							1:50.379	98.106	5
------	----	---------------	--------------------------------------	--	--	--	--	--	--	----------	--------	---

Not Classified

DNF	STWN	99	Jeremy McWILLIAMS	Kawasaki 650 - SGS / Manx Gas by KMR	a	2	3:52.909		92.987	1:54.561	94.524	2
-----	------	----	-------------------	--------------------------------------	---	---	----------	--	--------	----------	--------	---

Provisional result to be confirmed by the Stewards of the Meeting subject to completion of technical inspections & the time limit for protests

Page 1 / 1

Circuit	Armoiy	Signed		Organising Club	Armoiy MRRC
Length(miles)	3.0080		Chief Timekeeper	Race Started	17:35
Weather	Sunny	Issued At:	17:51	Gp Time Diff - b 14.98 / c 30.95	
Track	Dry				



SGS International ARMOY ROAD RACE



SUPERTWIN

Race 10 - IJ Lynn & Sons / McAuley Car Dismantlers Supertwin

Saturday, 25 July 2015

DETAILED RESULT

Race Classification

1 77 Ryan FARQUHAR

Total Time **9:20.259** Avg Speed **96.641** Behind
Best Time **1:50.379** Best Speed **98.106** On **5** Gp **a**

Lap	Elapsed Time	Lap Time	Lap Speed
1	1:56.635	1:56.635	92.843
2	3:47.761	1:51.126	97.446
3	5:39.115	1:51.354	97.247
4	7:29.880	1:50.765	97.764
5	9:20.259	1:50.379	98.106

2 86 Derek McGEE

Total Time **9:22.056** Avg Speed **96.332** Behind **1.797**
Best Time **1:50.915** Best Speed **97.632** On **4** Gp **a**

Lap	Elapsed Time	Lap Time	Lap Speed
1	1:55.980	1:55.980	93.368
2	3:48.123	1:52.143	96.562
3	5:40.127	1:52.004	96.682
4	7:31.042	1:50.915	97.632
5	9:22.056	1:51.014	97.544

3 72 Connor BEHAN

Total Time **9:28.461** Avg Speed **95.247** Behind **8.202**
Best Time **1:52.462** Best Speed **96.289** On **4** Gp **a**

Lap	Elapsed Time	Lap Time	Lap Speed
1	1:57.023	1:57.023	92.536
2	3:49.715	1:52.692	96.092
3	5:42.541	1:52.826	95.978
4	7:35.003	1:52.462	96.289
5	9:28.461	1:53.458	95.443

4 52 James COWTON

Total Time **9:30.390** Avg Speed **94.925** Behind **10.131**
Best Time **1:52.571** Best Speed **96.195** On **4** Gp **a**

Lap	Elapsed Time	Lap Time	Lap Speed
1	1:58.262	1:58.262	91.566
2	3:51.562	1:53.300	95.576
3	5:44.394	1:52.832	95.973
4	7:36.965	1:52.571	96.195
5	9:30.390	1:53.425	95.471

Race Classification

5 8 Christian ELKIN

Total Time **9:33.975** Avg Speed **94.332** Behind **13.716**
Best Time **1:52.327** Best Speed **96.404** On **4** Gp **a**

Lap	Elapsed Time	Lap Time	Lap Speed
1	1:58.520	1:58.520	91.367
2	3:52.944	1:54.424	94.637
3	5:48.597	1:55.653	93.632
4	7:40.924	1:52.327	96.404
5	9:33.975	1:53.051	95.787

6 4 Paul JORDAN

Total Time **9:34.595** Avg Speed **94.230** Behind **14.336**
Best Time **1:52.725** Best Speed **96.064** On **4** Gp **a**

Lap	Elapsed Time	Lap Time	Lap Speed
1	1:59.228	1:59.228	90.824
2	3:53.705	1:54.477	94.594
3	5:48.008	1:54.303	94.738
4	7:40.733	1:52.725	96.064
5	9:34.595	1:53.862	95.105

7 10 Andy LAWSON

Total Time **9:38.539** Avg Speed **93.587** Behind **18.280**
Best Time **1:53.775** Best Speed **95.177** On **2** Gp **a**

Lap	Elapsed Time	Lap Time	Lap Speed
1	2:00.160	2:00.160	90.120
2	3:53.935	1:53.775	95.177
3	5:48.849	1:54.914	94.234
4	7:43.249	1:54.400	94.657
5	9:38.539	1:55.290	93.927

8 23 Michal DOKOUPIL

Total Time **9:43.387** Avg Speed **92.810** Behind **23.128**
Best Time **1:55.169** Best Speed **94.025** On **3** Gp **b**

Lap	Elapsed Time	Lap Time	Lap Speed
1	2:00.776	2:00.776	89.660
2	3:56.421	1:55.645	93.638
3	5:51.590	1:55.169	94.025
4	7:47.332	1:55.742	93.560
5	9:43.387	1:56.055	93.307

SGS International ARMOY ROAD RACE



SUPERTWIN

Race 10 - IJ Lynn & Sons / McAuley Car Dismantlers Supertwin

Saturday, 25 July 2015

DETAILED RESULT

Race Classification

9 96 Andy FARRELL

Total Time **9:51.855** Avg Speed **91.482** Behind **31.596**

Best Time **1:56.521** Best Speed **92.934** On **2** Gp **b**

Lap	Elapsed Time	Lap Time	Lap Speed
1	2:01.462	2:01.462	89.154
2	3:57.983	1:56.521	92.934
3	5:55.258	1:57.275	92.337
4	7:52.981	1:57.723	91.985
5	9:51.855	1:58.874	91.095

Race Classification

13 119 Kris DUNCAN

Total Time **10:15.494** Avg Speed **87.968** Behind **55.235**

Best Time **2:00.410** Best Speed **89.933** On **4** Gp **c**

Lap	Elapsed Time	Lap Time	Lap Speed
1	2:10.563	2:10.563	82.939
2	4:13.103	2:02.540	88.370
3	6:14.313	2:01.210	89.339
4	8:14.723	2:00.410	89.933
5	10:15.494	2:00.771	89.664

10 29 Darren JAMES

Total Time **10:08.019** Avg Speed **89.050** Behind **47.760**

Best Time **1:59.973** Best Speed **90.260** On **4** Gp **b**

Lap	Elapsed Time	Lap Time	Lap Speed
1	2:05.552	2:05.552	86.250
2	4:06.608	2:01.056	89.453
3	6:07.486	2:00.878	89.585
4	8:07.459	1:59.973	90.260
5	10:08.019	2:00.560	89.821

14 231 Stephen McKEOWN

Total Time **10:15.498** Avg Speed **87.968** Behind **55.239**

Best Time **2:00.865** Best Speed **89.594** On **5** Gp **b**

Lap	Elapsed Time	Lap Time	Lap Speed
1	2:09.487	2:09.487	83.628
2	4:11.843	2:02.356	88.502
3	6:13.045	2:01.202	89.345
4	8:14.633	2:01.588	89.061
5	10:15.498	2:00.865	89.594

11 32 John HORGAN

Total Time **10:13.832** Avg Speed **88.207** Behind **53.573**

Best Time **1:59.828** Best Speed **90.370** On **2** Gp **c**

Lap	Elapsed Time	Lap Time	Lap Speed
1	2:09.236	2:09.236	83.791
2	4:09.064	1:59.828	90.370
3	6:10.763	2:01.699	88.980
4	8:12.215	2:01.452	89.161
5	10:13.832	2:01.617	89.040

15 11 Callum LAIDLAW

Total Time **10:18.088** Avg Speed **87.599** Behind **57.829**

Best Time **2:02.399** Best Speed **88.471** On **5** Gp **b**

Lap	Elapsed Time	Lap Time	Lap Speed
1	2:08.035	2:08.035	84.577
2	4:10.460	2:02.425	88.453
3	6:12.954	2:02.494	88.403
4	8:15.689	2:02.735	88.229
5	10:18.088	2:02.399	88.471

12 177 Mark SHIELS

Total Time **10:13.840** Avg Speed **88.205** Behind **53.581**

Best Time **2:01.224** Best Speed **89.329** On **2** Gp **c**

Lap	Elapsed Time	Lap Time	Lap Speed
1	2:07.175	2:07.175	85.149
2	4:08.399	2:01.224	89.329
3	6:09.710	2:01.311	89.265
4	8:12.370	2:02.660	88.283
5	10:13.840	2:01.470	89.148

16 153 Noel BERTRAM

Total Time **10:18.874** Avg Speed **87.488** Behind **58.615**

Best Time **2:01.602** Best Speed **89.051** On **5** Gp **c**

Lap	Elapsed Time	Lap Time	Lap Speed
1	2:09.103	2:09.103	83.877
2	4:11.402	2:02.299	88.544
3	6:13.515	2:02.113	88.679
4	8:17.272	2:03.757	87.501
5	10:18.874	2:01.602	89.051

SGS International ARMOY ROAD RACE

SUPERTWIN

Race 10 - IJ Lynn & Sons / McAuley Car Dismantlers Supertwin

Saturday, 25 July 2015

DETAILED RESULT



Race Classification

17 53 Veronika HANKOCYOVA

Total Time **10:27.734** Avg Speed **86.253** Behind **1:07.475**

Best Time **2:02.301** Best Speed **88.542** On **5** Gp **c**

Lap	Elapsed Time	Lap Time	Lap Speed
1	2:12.534	2:12.534	81.706
2	4:17.215	2:04.681	86.852
3	6:22.089	2:04.874	86.718
4	8:25.433	2:03.344	87.793
5	10:27.734	2:02.301	88.542

18 42 Brian LOUGHLIN

Total Time **10:52.490** Avg Speed **82.981** Behind **1:32.231**

Best Time **2:07.517** Best Speed **84.920** On **2** Gp **c**

Lap	Elapsed Time	Lap Time	Lap Speed
1	2:14.838	2:14.838	80.310
2	4:22.355	2:07.517	84.920
3	6:32.002	2:09.647	83.525
4	8:42.340	2:10.338	83.082
5	10:52.490	2:10.150	83.202

19 34 Sean LEONARD

Total Time **10:52.530** Avg Speed **82.975** Behind **1:32.271**

Best Time **2:07.728** Best Speed **84.780** On **2** Gp **c**

Lap	Elapsed Time	Lap Time	Lap Speed
1	2:17.396	2:17.396	78.815
2	4:25.124	2:07.728	84.780
3	6:33.883	2:08.759	84.101
4	8:42.864	2:08.981	83.957
5	10:52.530	2:09.666	83.513

Not Classified

DNF 99 Jeremy McWILLIAMS

Total Time **3:52.909** Avg Speed **92.987** Behind

Best Time **1:54.561** Best Speed **94.524** On **2** Gp **a**

Lap	Elapsed Time	Lap Time	Lap Speed
1	1:58.348	1:58.348	91.500
2	3:52.909	1:54.561	94.524

SGS International ARMOY ROAD RACE

SUPERTWIN

Race 10 - IJ Lynn & Sons / McAuley Car Dismantlers Supertwin

LAP CHART



1					3					5				
No	Name	Gp	Time of Day	Lap Time	No	Name	Gp	Time of Day	Lap Time	No	Name	Gp	Time of Day	Lap Time
86	Derek McGEE	a	17:37:06.087	1:55.980	77	Ryan FARQUHAR	a	17:40:49.222	1:51.354	77	Ryan FARQUHAR	a	17:44:30.366	1:50.379
77	Ryan FARQUHAR	a	17:37:06.742	1:56.635	86	Derek McGEE	a	17:40:50.234	1:52.004	86	Derek McGEE	a	17:44:32.163	1:51.014
72	Connor BEHAN	a	17:37:07.130	1:57.023	72	Connor BEHAN	a	17:40:52.648	1:52.826	72	Connor BEHAN	a	17:44:38.568	1:53.458
52	James COWTON	a	17:37:08.369	1:58.262	52	James COWTON	a	17:40:54.501	1:52.832	52	James COWTON	a	17:44:40.497	1:53.425
99	Jeremy McWILLIAMS	a	17:37:08.455	1:58.348	4	Paul JORDAN	a	17:40:58.115	1:54.303	8	Christian ELKIN	a	17:44:44.082	1:53.051
8	Christian ELKIN	a	17:37:08.627	1:58.520	8	Christian ELKIN	a	17:40:58.704	1:55.653	4	Paul JORDAN	a	17:44:44.702	1:53.862
4	Paul JORDAN	a	17:37:09.335	1:59.228	10	Andy LAWSON	a	17:40:58.956	1:54.914	10	Andy LAWSON	a	17:44:48.646	1:55.290
10	Andy LAWSON	a	17:37:10.267	2:00.160	23	Michal DOKOUPIL	b	17:41:01.697	1:55.169	23	Michal DOKOUPIL	b	17:44:53.494	1:56.055
23	Michal DOKOUPIL	b	17:37:10.883	2:00.776	96	Andy FARRELL	b	17:41:05.365	1:57.275	96	Andy FARRELL	b	17:45:01.962	1:58.874
96	Andy FARRELL	b	17:37:11.569	2:01.462	29	Darren JAMES	b	17:41:17.593	2:00.878	29	Darren JAMES	b	17:45:18.126	2:00.560
29	Darren JAMES	b	17:37:15.659	2:05.552	177	Mark SHIELS	c	17:41:19.817	2:01.311	32	John HORGAN	c	17:45:23.939	2:01.617
177	Mark SHIELS	c	17:37:17.282	2:07.175	32	John HORGAN	c	17:41:20.870	2:01.699	177	Mark SHIELS	c	17:45:23.947	2:01.470
11	Callum LAIDLAW	b	17:37:18.142	2:08.035	11	Callum LAIDLAW	b	17:41:23.061	2:02.494	119	Kris DUNCAN	c	17:45:25.601	2:00.771
153	Noel BERTRAM	c	17:37:19.210	2:09.103	231	Stephen McKEOWN	b	17:41:23.152	2:01.202	231	Stephen McKEOWN	b	17:45:25.605	2:00.865
32	John HORGAN	c	17:37:19.343	2:09.236	153	Noel BERTRAM	c	17:41:23.622	2:02.113	11	Callum LAIDLAW	b	17:45:28.195	2:02.399
231	Stephen McKEOWN	b	17:37:19.594	2:09.487	119	Kris DUNCAN	c	17:41:24.420	2:01.210	153	Noel BERTRAM	c	17:45:28.981	2:01.602
119	Kris DUNCAN	c	17:37:20.670	2:10.563	53	Veronika HANKOCYOVA	c	17:41:32.196	2:04.874	53	Veronika HANKOCYOVA	c	17:45:37.841	2:02.301
53	Veronika HANKOCYOVA	c	17:37:22.641	2:12.534	42	Brian LOUGHLIN	c	17:41:42.109	2:09.647	42	Brian LOUGHLIN	c	17:46:02.597	2:10.150
42	Brian LOUGHLIN	c	17:37:24.945	2:14.838	34	Sean LEONARD	c	17:41:43.990	2:08.759	34	Sean LEONARD	c	17:46:02.637	2:09.666
34	Sean LEONARD	c	17:37:27.503	2:17.396										

2					4				
No	Name	Gp	Time of Day	Lap Time	No	Name	Gp	Time of Day	Lap Time
77	Ryan FARQUHAR	a	17:38:57.868	1:51.126	77	Ryan FARQUHAR	a	17:42:39.987	1:50.765
86	Derek McGEE	a	17:38:58.230	1:52.143	86	Derek McGEE	a	17:42:41.149	1:50.915
72	Connor BEHAN	a	17:38:59.822	1:52.692	72	Connor BEHAN	a	17:42:45.110	1:52.462
52	James COWTON	a	17:39:01.669	1:53.300	52	James COWTON	a	17:42:47.072	1:52.571
99	Jeremy McWILLIAMS	a	17:39:03.016	1:54.561	4	Paul JORDAN	a	17:42:50.840	1:52.725
8	Christian ELKIN	a	17:39:03.051	1:54.424	8	Christian ELKIN	a	17:42:51.031	1:52.327
4	Paul JORDAN	a	17:39:03.812	1:54.477	10	Andy LAWSON	a	17:42:53.356	1:54.400
10	Andy LAWSON	a	17:39:04.042	1:53.775	23	Michal DOKOUPIL	b	17:42:57.439	1:55.742
23	Michal DOKOUPIL	b	17:39:06.528	1:55.645	96	Andy FARRELL	b	17:43:03.088	1:57.723
96	Andy FARRELL	b	17:39:08.090	1:56.521	29	Darren JAMES	b	17:43:17.566	1:59.973
29	Darren JAMES	b	17:39:16.715	2:01.056	32	John HORGAN	c	17:43:22.322	2:01.452
177	Mark SHIELS	c	17:39:18.506	2:01.224	177	Mark SHIELS	c	17:43:22.477	2:02.660
32	John HORGAN	c	17:39:19.171	1:59.828	231	Stephen McKEOWN	b	17:43:24.740	2:01.588
11	Callum LAIDLAW	b	17:39:20.567	2:02.425	119	Kris DUNCAN	c	17:43:24.830	2:00.410
153	Noel BERTRAM	c	17:39:21.509	2:02.299	11	Callum LAIDLAW	b	17:43:25.796	2:02.735
231	Stephen McKEOWN	b	17:39:21.950	2:02.356	153	Noel BERTRAM	c	17:43:27.379	2:03.757
119	Kris DUNCAN	c	17:39:23.210	2:02.540	53	Veronika HANKOCYOVA	c	17:43:35.540	2:03.344
53	Veronika HANKOCYOVA	c	17:39:27.322	2:04.681	42	Brian LOUGHLIN	c	17:43:52.447	2:10.338
42	Brian LOUGHLIN	c	17:39:32.462	2:07.517	34	Sean LEONARD	c	17:43:52.971	2:08.981
34	Sean LEONARD	c	17:39:35.231	2:07.728					

SGS International ARMOY ROAD RACE

SUPERTWIN

Race 10 - IJ Lynn & Sons / McAuley Car Dismantlers Supertwin

Saturday, 25 July 2015



SPEED TRAP

Class	No/Nam	Fastest	Lap 2	Lap 3	Lap 4	Lap 5	Lap 6	Lap 7	Lap 8	Lap 9	Lap 10	Lap 11	Lap 12	Lap 13
STW	77 Ryan FARQUHAR	143.8	142.5	141.3	142.2	<u>143.8</u>								
STW	86 Derek McGEE	143.3	141.4	141.6	<u>143.3</u>	141.7								
STW	8 Christian ELKIN	142.5	130.6	<u>142.5</u>	139.8	137.0								
STW	52 James COWTON	142.0	138.8	<u>142.0</u>	141.3	140.2								
STW	10 Andy LAWSON	140.6	<u>140.6</u>	136.3	137.6	135.0								
STW	72 Connor BEHAN	140.3	137.8	139.8	140.1	<u>140.3</u>								
STW	23 Michal DOKOUPIL	139.5	139.4	<u>139.5</u>	135.6	136.2								
STW	4 Paul JORDAN	139.4	131.9	138.7	<u>139.4</u>	137.8								
STW	96 Andy FARRELL	139.0	<u>139.0</u>	135.0	135.0	135.4								
STW	119 Kris DUNCAN	138.7	124.6	131.4	129.8	<u>138.7</u>								
STW	29 Darren JAMES	137.1	133.9	135.6	<u>137.1</u>	<u>137.1</u>								
STW	32 John HORGAN	134.7	<u>134.7</u>	132.5	132.3	131.3								
STW	231 Stephen McKEOWN	134.0	129.8	130.6	<u>134.0</u>	127.6								
STW	177 Mark SHIELDS	133.9	131.0	130.8	<u>133.9</u>	127.7								
STW	11 Callum LAIDLAW	132.0	<u>132.0</u>	130.6	130.5	128.9								
STW	153 Noel BERTRAM	130.9	130.0	130.3	<u>130.9</u>	130.2								
STW	53 Veronika HANKOCYOVA	126.8	121.9	124.9	<u>126.8</u>	123.8								
STW	99 Jeremy McWILLIAMS	124.8	<u>124.8</u>											
STW	34 Sean LEONARD	124.0	<u>124.0</u>	123.8	115.8	119.2								
STW	42 Brian LOUGHLIN	123.8	<u>123.8</u>	119.8	118.4	114.9								

ROAD RACE - IRISH SUPERTWIN

2015

Pos	No.	Name	Total	Diff	Gap	#1	#2	#3	#4	#5	#6
						R1	R9	R1	R1	R1	R1
1	86	Derek McGEE	131	0	0	11	25	25	25	25	20
2	72	Connor BEHAN	56	75	75	x	x	20	x	20	16
3	23	Michal DOKOUPIL	48	83	8	8	x	16	16	x	8
4	4	Paul JORDAN	43	88	5	x	x	13	20	x	10
5	96	Andy FARRELL	43	88	0	9	x	x	11	16	7
6	44	Jamie HAMILTON	36	95	7	16	20	x	x	x	x
7	28	Paul GARTLAND	29	102	7	x	11	x	10	8	x
8	77	Mark SHIELS	29	102	0	x	x	8	8	9	4
9	52	James COWTON	26	105	3	13	x	x	x	x	13
10	77	Ryan FARQUHAR	25	106	1	x	x	x	x	x	25
11	3	Michael DUNLOP	25	106	0	25	x	x	x	x	x
12	120	David LUMSDEN	25	106	0	x	x	6	9	10	x
13	122	Alan BONNER	22	109	3	x	x	9	13	x	x
14	65	Michael SWEENEY	20	111	2	20	x	x	x	x	x
15	10	Andy LAWSON	19	112	1	10	x	x	x	x	9
16	140	Rhys HARDISTY	16	115	3	x	16	x	x	x	x
17	64	Stephen McKNIGHT	15	116	1	5	x	10	x	x	x
18	62	Sean CONNOLLY	15	116	0	x	10	x	5	x	x
19	150	James CHAWKE	14	117	1	x	x	7	x	7	x
20	84	Maria COSTELLO	13	118	1	x	x	x	x	13	x
21	8	Anthony McCOLGAN	13	118	0	x	13	x	x	x	x
22	8	Christian ELKIN	11	120	2	x	x	x	x	x	11
23	114	Alan KENNY	11	120	0	x	x	x	x	11	x
24	56	Adam McLEAN	11	120	0	x	x	11	x	x	x
25	11	Callum LAIDLAW	11	120	0	x	x	x	6	4	1
26	113	Ian PERT	9	122	2	x	9	x	x	x	x
27	142	Stuart RAYNER	8	123	1	x	8	x	x	x	x
28	171	Brian COOMEY	7	124	1	x	x	x	7	x	x
29	41	Ben REA	7	124	0	7	x	x	x	x	x
30	29	Darren JAMES	6	125	1	x	x	x	x	x	6
31	153	Noel BERTRAM	6	125	0	x	x	x	x	6	x
32	57	Ian MORRELL	6	125	0	6	x	x	x	x	x
33	91	Des BUTLER	6	125	0	x	x	x	3	3	x
34	32	John HORGAN	5	126	1	x	x	x	x	x	5
35	67	Brendan GLOVER	5	126	0	x	x	x	x	5	x
36	124	Thomas WHITMORE	5	126	0	x	x	5	x	x	x
37	125	Colin BOWLES	5	126	0	x	x	4	1	x	x
38	179	Vinny BRENNAN	4	127	1	x	x	x	4	x	x
39	311	Brad VICARS	4	127	0	4	x	x	x	x	x
40	123	Stephen McKEOWN	4	127	0	2	x	x	x	x	2
41	119	Kris DUNCAN	3	128	1	x	x	x	x	x	3
42	55	Paul HURLEY	3	128	0	x	x	3	x	x	x
43	155	Michael RUSSELL	3	128	0	3	x	x	x	x	x
44	85	Steven HORNE	2	129	1	x	x	x	x	2	x
45	69	Ronnie SCOTT	2	129	0	x	x	x	2	x	x
46	11	Dominic HERBERTSON	1	130	1	1	x	x	x	x	x

Event Legend

#1	24/04/2015	KDM HIRE COOKSTOWN 100	#4	03/07/2015	AXA Bikecare SKERRIES 100
#2	01/05/2015	AROUND A POUND TANDRAGEE 100	#5	11/07/2015	PRINCIPAL INSURANCE RACE OF THE SOUTH
#3	21/06/2015	CAROLE NASH KELLS ROAD RACE	#6	24/07/2015	SGS INTERNATIONAL ARMOY ROAD RACE

ROAD RACE - ULSTER SUPERTWIN

2015

Pos	No.	Name	Total	Diff	Gap	#1 #2 #3		
						R1	R9	R1
1	86	Derek McGEE	56	0	0	11	25	20
2	44	Jamie HAMILTON	36	20	20	16	20	x
3	52	James COWTON	26	30	10	13	x	13
4	77	Ryan FARQUHAR	25	31	1	x	x	25
5	3	Michael DUNLOP	25	31	0	25	x	x
6	65	Michael SWEENEY	20	36	5	20	x	x
7	10	Andy LAWSON	19	37	1	10	x	9
8	72	Connor BEHAN	16	40	3	x	x	16
9	140	Rhys HARDISTY	16	40	0	x	16	x
10	96	Andy FARRELL	16	40	0	9	x	7
11	23	Michal DOKOUPIL	16	40	0	8	x	8
12	8	Anthony McCOLGAN	13	43	3	x	13	x
13	8	Christian ELKIN	11	45	2	x	x	11
14	28	Paul GARTLAND	11	45	0	x	11	x
15	4	Paul JORDAN	10	46	1	x	x	10
16	62	Sean CONNOLLY	10	46	0	x	10	x
17	113	Ian PERT	9	47	1	x	9	x
18	142	Stuart RAYNER	8	48	1	x	8	x
19	41	Ben REA	7	49	1	7	x	x
20	29	Darren JAMES	6	50	1	x	x	6
21	57	Ian MORRELL	6	50	0	6	x	x
22	32	John HORGAN	5	51	1	x	x	5
23	64	Stephen McKNIGHT	5	51	0	5	x	x
24	177	Mark SHIELS	4	52	1	x	x	4
25	311	Brad VICARS	4	52	0	4	x	x
26	123	Stephen McKEOWN	4	52	0	2	x	2
27	119	Kris DUNCAN	3	53	1	x	x	3
28	155	Michael RUSSELL	3	53	0	3	x	x
29	11	Callum LAIDLAW	1	55	2	x	x	1
30	11	Dominic HERBERTSON	1	55	0	1	x	x

Event Legend

#1	24/04/2015	KDM HIRE COOKSTOWN 100	#3	24/07/2015	SGS INTERNATIONAL ARMOY ROAD RACE
#2	01/05/2015	AROUND A POUND TANDRAGEE 100			