



ARMOY ROAD RACE

The Race of Legends

Friday 24th & Saturday 25th July 2015

**promoted by
Armoyn Motorcycle Road Racing Club
www.amrrc.com**

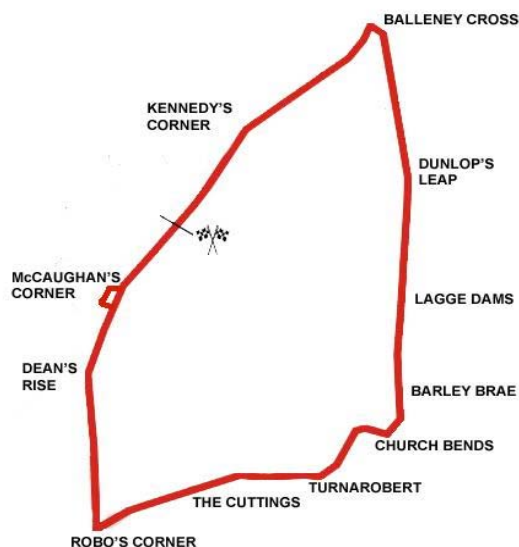
Bayview
HOTEL
SUPERSPORT



**Causeway Coast and Glens
Borough Council**



Armoy Circuit 3.008 miles



Lap Records

Class	Rider	Machine	m s	mph	Year
125cc	William Dunlop	Honda	2 02.397	88.473	2010
Moto 3	Christian Elkin	Honda 250	2 03.375	87.771	2014
Moto 450	Ryan Farquhar	Kawasaki	2 00.910	89.561	2011
250cc	Michael Sweeney	Honda	1 52.439	96.308	2013
Supersport 400	Andy Farrell	Kawasaki	1 59.400	90.693	2013
Supertwin	Jeremy McWilliams	Kawasaki 650	1 51.557	97.070	2013
Supersport	Michael Dunlop	Honda	1 44.939	103.191	2013
Superbike	Michael Dunlop	Honda	1 41.382	106.812	2013
Senior Support	Connor Behan	Kawasaki 636	1 50.783	97.748	2013
Junior Support	Mark Hanna	Kawasaki 650	1 54.969	94.189	2013
Classic 1000cc	Robert McCrum	Norton Weslake 950	2 06.649	85.502	2013
Classic 500cc	Richard Lambourne	Norton	2 10.738	82.828	2013
Classic 350cc	Keith Costello	Honda	2 15.054	80.181	2011
Classic 250cc	Kevin Strowger	Suzuki	2 18.625	78.116	2013

MOST WINS at ARMOY ROAD RACE

Ryan Farquhar	11	2009-12	(450-3, Supertwin-4, Supersport-1, Superbike-3)
Michael Dunlop	11	2009-14	(125-1, 250-1, Supersport-2, Superbike-7)
William Dunlop	7	2010-14	(125-2, 250-3, Supersport-2)
Allan Brew	3	2009-13	(Classic 350-1, Classic 500-2)
Robert McCrum	3	2010-14	(Classic 1000-3)
Barry Davidson	3	2012-14	(Classic 350-3)
Dean Harrison	2	2010	(Junior Support-1, Senior Support-1)
Richard Ford	2	2011-12	(Classic 1000-2)
Philip Shaw	2	2010-14	(Classic 250-2)
Christian Elkin	2	2013-14	(Moto 3-2)
Guy Martin	2	2014	(Supersport-1, Superbike-1)

ALL TIME IRISH ROAD RACE WINNERS (after the Race of the South 2015)

Most Wins at All Irish Road Race Meetings

Ryan Farquhar	205	1995-15
Joey Dunlop	156	1971-00
Robert Dunlop	135	1980-08
Ray McCullough	109	1960-82
Phillip McCallen	109	1987-99
William Dunlop	107	2005-15
Michael Dunlop	89	2006-15
Brian Reid	78	1980-94
Darran Lindsay	74	1999-06
James Courtney	66	1992-99

SGS International ARMOY ROAD RACE

SUPERSPORT

Supersport Group A Qualifying


Friday, 24 July 2015



Pos	Class	No	Name	Machine / Sponsor	----- Best Lap -----			On	Laps
					Time	Behind	Speed		
Qualifying Classification									
1	SSPR	9	Guy MARTIN	Suzuki - Tyco by TAS Racing	1:47.576		100.662	4	5
2	SSPR	97	Seamus ELLIOTT	Honda - Wilson Craig Racing	1:49.953	2.377	98.486	5	5
3	SSPR	143	Colin STEPHENSON	Yamaha - CS Tuning	1:52.528	4.952	96.232	4	5
4	SSPR	71	Davy MORGAN	Yamaha - Magic Bullet	1:52.708	5.132	96.078	3	5
5	SSPR	53	Billy REDMAYNE	Honda	1:53.134	5.558	95.717	4	5
6	SSPR	5	Thomas MAXWELL	Honda - Cookstown BE Racing	1:53.714	6.138	95.228	4	5
7	SSPR	61	John WALSH	Yamaha - O'D Racing	1:53.825	6.249	95.136	5	5
8	SSPR	115	Ryan MAHER	Triumph 675 - One Fifteen Motorcycles	1:54.461	6.885	94.607	3	5
9	SSPR	23	Michal DOKOUPIL	Yamaha - Das Trans	1:55.600	8.024	93.675	4	5
10	SSPR	109	Neil KERNOHAN	Yamaha - Logan Racing	1:56.017	8.441	93.338	4	5
11	SSPR	87	Ian SIMPSON	Yamaha - Park	1:57.987	10.411	91.780	3	5
12	SSPR	99	Gavin LUPTON	Honda	1:58.468	10.892	91.407	5	5
13	SSPR	127	Stephen CASEY	Yamaha	1:58.566	10.990	91.331	5	5
14	SSPR	19	Dave HEWSON	Yamaha - Obsession Engineering	1:59.306	11.730	90.765	5	5
15	SSPR	55	Scott CAMPBELL	Yamaha - Ian Bell Motorcycles	2:00.462	12.886	89.894	2	5
16	SSPR	93	Paul CRANSTON	Honda - P & J Fuel Haulage	2:01.194	13.618	89.351	3	3
17	SSPR	43	Stephen DEGNAN	Kawasaki	2:05.854	18.278	86.043	5	5

Provisional result to be confirmed by the Stewards of the Meeting subject to completion of technical inspections & the time limit for protests

Page 1 / 1

Circuit	Armoyle	Signed		Organising Club	Armoyle MRRC
Length(miles)	3.0080		Chief Timekeeper	Qualifying Started	14:49
Weather	Sunny	Issued At:	15:35		
Track	Dry				



SGS International ARMOY ROAD RACE

SUPERSPORT

Supersport Group A Qualifying

Friday, 24 July 2015

DETAILED RESULT



Qualifying Classification

Position

1 9 Guy MARTIN

SSPR Behind
Best Time **1:47.576** Best Speed **100.662** On **4** Gp

Lap	Elapsed Time	Lap Time	Lap Speed
1	2:12.287	2:12.287	81.858
2	4:02.949	1:50.662	97.855
3	5:52.394	1:49.445	98.943
4	7:39.970	1:47.576	100.662
5	9:28.068	1:48.098	100.176

2 97 Seamus ELLIOTT

SSPR Behind **2.377**
Best Time **1:49.953** Best Speed **98.486** On **5** Gp

Lap	Elapsed Time	Lap Time	Lap Speed
1	2:35.363	2:35.363	69.700
2	4:31.070	1:55.707	93.588
3	6:24.306	1:53.236	95.630
4	8:15.591	1:51.285	97.307
5	10:05.544	1:49.953	98.486

3 143 Colin STEPHENSON

SSPR Behind **4.952**
Best Time **1:52.528** Best Speed **96.232** On **4** Gp

Lap	Elapsed Time	Lap Time	Lap Speed
1	2:07.381	2:07.381	85.011
2	4:02.948	1:55.567	93.701
3	5:57.029	1:54.081	94.922
4	7:49.557	1:52.528	96.232
5	9:43.697	1:54.140	94.873

4 71 Davy MORGAN

SSPR Behind **5.132**
Best Time **1:52.708** Best Speed **96.078** On **3** Gp

Lap	Elapsed Time	Lap Time	Lap Speed
1	2:23.086	2:23.086	75.680
2	4:20.417	1:57.331	92.293
3	6:13.125	1:52.708	96.078
4	8:06.536	1:53.411	95.483
5	9:59.970	1:53.434	95.463

Qualifying Classification

Position

5 53 Billy REDMAYNE

SSPR Behind **5.558**
Best Time **1:53.134** Best Speed **95.717** On **4** Gp

Lap	Elapsed Time	Lap Time	Lap Speed
1	2:07.610	2:07.610	84.859
2	4:04.423	1:56.813	92.702
3	5:58.194	1:53.771	95.181
4	7:51.328	1:53.134	95.717
5	9:44.725	1:53.397	95.495

6 5 Thomas MAXWELL

SSPR Behind **6.138**
Best Time **1:53.714** Best Speed **95.228** On **4** Gp

Lap	Elapsed Time	Lap Time	Lap Speed
1	2:04.302	2:04.302	87.117
2	3:58.761	1:54.459	94.609
3	5:53.227	1:54.466	94.603
4	7:46.941	1:53.714	95.228
5	9:40.785	1:53.844	95.120

7 61 John WALSH

SSPR Behind **6.249**
Best Time **1:53.825** Best Speed **95.136** On **5** Gp

Lap	Elapsed Time	Lap Time	Lap Speed
1	2:13.066	2:13.066	81.379
2	4:10.678	1:57.612	92.072
3	6:06.333	1:55.655	93.630
4	8:01.631	1:55.298	93.920
5	9:55.456	1:53.825	95.136

8 115 Ryan MAHER

SSPR Behind **6.885**
Best Time **1:54.461** Best Speed **94.607** On **3** Gp

Lap	Elapsed Time	Lap Time	Lap Speed
1	2:20.053	2:20.053	77.319
2	4:17.624	1:57.571	92.104
3	6:12.085	1:54.461	94.607
4	8:07.121	1:55.036	94.134
5	10:03.084	1:55.963	93.382

SGS International ARMOY ROAD RACE

SUPERSPORT

Supersport Group A Qualifying

Friday, 24 July 2015

DETAILED RESULT



Qualifying Classification

Position

9 23 Michal DOKOUPIL

SSPR Behind 8.024

Best Time 1:55.600 Best Speed 93.675 On 4 Gp

Lap	Elapsed Time	Lap Time	Lap Speed
1	2:14.191	2:14.191	80.697
2	4:12.991	1:58.800	91.152
3	6:10.638	1:57.647	92.045
4	8:06.238	1:55.600	93.675
5	10:02.476	1:56.238	93.161

Qualifying Classification

Position

13 127 Stephen CASEY

SSPR Behind 10.990

Best Time 1:58.566 Best Speed 91.331 On 5 Gp

Lap	Elapsed Time	Lap Time	Lap Speed
1	2:35.383	2:35.383	69.691
2	4:39.713	2:04.330	87.097
3	6:40.627	2:00.914	89.558
4	8:40.576	1:59.949	90.278
5	10:39.142	1:58.566	91.331

10 109 Neil KERNOHAN

SSPR Behind 8.441

Best Time 1:56.017 Best Speed 93.338 On 4 Gp

Lap	Elapsed Time	Lap Time	Lap Speed
1	2:37.469	2:37.469	68.768
2	4:40.379	2:02.910	88.103
3	6:37.368	1:56.989	92.563
4	8:33.385	1:56.017	93.338
5	10:29.879	1:56.494	92.956

14 19 Dave HEWSON

SSPR Behind 11.730

Best Time 1:59.306 Best Speed 90.765 On 5 Gp

Lap	Elapsed Time	Lap Time	Lap Speed
1	2:35.236	2:35.236	69.757
2	4:39.601	2:04.365	87.073
3	6:39.951	2:00.350	89.978
4	8:39.918	1:59.967	90.265
5	10:39.224	1:59.306	90.765

11 87 Ian SIMPSON

SSPR Behind 10.411

Best Time 1:57.987 Best Speed 91.780 On 3 Gp

Lap	Elapsed Time	Lap Time	Lap Speed
1	2:27.539	2:27.539	73.396
2	4:28.937	2:01.398	89.201
3	6:26.924	1:57.987	91.780
4	8:25.968	1:59.044	90.965
5	10:26.385	2:00.417	89.928

15 55 Scott CAMPBELL

SSPR Behind 12.886

Best Time 2:00.462 Best Speed 89.894 On 2 Gp

Lap	Elapsed Time	Lap Time	Lap Speed
1	2:23.042	2:23.042	75.704
2	4:23.504	2:00.462	89.894
3	6:24.253	2:00.749	89.680
4	8:24.876	2:00.623	89.774
5	10:25.856	2:00.980	89.509

12 99 Gavin LUPTON

SSPR Behind 10.892

Best Time 1:58.468 Best Speed 91.407 On 5 Gp

Lap	Elapsed Time	Lap Time	Lap Speed
1	2:35.380	2:35.380	69.692
2	4:41.528	2:06.148	85.842
3	6:42.276	2:00.748	89.681
4	8:43.117	2:00.841	89.612
5	10:41.585	1:58.468	91.407

16 93 Paul CRANSTON

SSPR Behind 13.618

Best Time 2:01.194 Best Speed 89.351 On 3 Gp

Lap	Elapsed Time	Lap Time	Lap Speed
1	2:36.511	2:36.511	69.189
2	4:40.405	2:03.894	87.404
3	6:41.599	2:01.194	89.351

SGS International ARMOY ROAD RACE

SUPERSPORT

Supersport Group A Qualifying

Friday, 24 July 2015

DETAILED RESULT



Qualifying Classification

Position

17 43 Stephen DEGNAN

SSPR Behind 18.278

Best Time 2:05.854 Best Speed 86.043 On 5 Gp

Lap	Elapsed Time	Lap Time	Lap Speed
1	2:23.020	2:23.020	75.715
2	4:31.376	2:08.356	84.365
3	6:37.373	2:05.997	85.945
4	8:44.074	2:06.701	85.467
5	10:49.928	2:05.854	86.043

SGS International ARMOY ROAD RACE

SUPERSPORT

Supersport Group A Qualifying

Friday, 24 July 2015



SPEED TRAP

Class	No/Name	Fastest	Lap 2	Lap 3	Lap 4	Lap 5	Lap 6	Lap 7	Lap 8	Lap 9	Lap 10	Lap 11	Lap 12	Lap 13
9	Guy MARTIN	150.1	145.4	<u>150.1</u>	146.9	149.0								
97	Seamus ELLIOTT	149.5	117.7	141.4	138.1	<u>149.5</u>								
143	Colin STEPHENSON	149.1	137.2	143.8	<u>149.1</u>	148.1								
53	Billy REDMAYNE	148.4	142.2	143.8	<u>148.4</u>	141.9								
87	Ian SIMPSON	147.3	123.0	<u>147.3</u>	133.3	130.2								
5	Thomas MAXWELL	143.0	136.9	<u>143.0</u>	140.3	140.5								
71	Davy MORGAN	141.7	134.7	<u>141.7</u>	141.6	135.1								
109	Neil KERNOHAN	140.7	113.3	130.3	135.9	<u>140.7</u>								
115	Ryan MAHER	139.0	<u>139.0</u>	129.1	135.4	132.4								
55	Scott CAMPBELL	137.9	136.3	136.4	128.8	<u>137.9</u>								
61	John WALSH	136.6	129.9	132.3	130.4	<u>136.6</u>								
127	Stephen CASEY	133.6	114.4	123.8	130.2	<u>133.6</u>								
19	Dave HEWSON	131.9	116.3	119.9	123.0	<u>131.9</u>								
23	Michal DOKOUPIL	131.3	<u>131.3</u>	124.9	129.1	129.7								
99	Gavin LUPTON	127.3	96.0	117.0	119.7	<u>127.3</u>								
43	Stephen DEGNAN	122.5	<u>122.5</u>	118.9	122.0	114.3								
93	Paul CRANSTON	112.9	112.8	<u>112.9</u>										

SGS International ARMOY ROAD RACE

SUPERSPORT

Supersport Group B Qualifying


Friday, 24 July 2015



Pos	Class	No	Name	Machine / Sponsor	----- Best Lap -----			On	Laps
					Time	Behind	Speed		
Qualifying Classification									
1	SSPR	6	William DUNLOP	Yamaha - CD-IC Racing	1:45.850		102.303	5	5
2	SSPR	2	Dean HARRISON	Yamaha - Mar-Train Racing	1:48.068	2.218	100.204	3	5
3	SSPR	82	Derek SHEILS	Kawasaki - BikeBitsNI Racing	1:48.359	2.509	99.934	4	5
4	SSPR	12	Keith AMOR	Honda - Rig Deluge Road Racing	1:49.212	3.362	99.154	4	5
5	SSPR	86	Derek McGEE	Yamaha - McGee Racing	1:49.975	4.125	98.466	4	5
6	SSPR	22	Paul JORDAN	Honda - Moira MRC	1:51.345	5.495	97.254	2	5
7	SSPR	56	Sam WILSON	Kawasaki - SJW Racing	1:52.232	6.382	96.486	5	5
8	SSPR	10	Andy LAWSON	Kawasaki - Shirlaw's Motorcycles	1:53.058	7.208	95.781	4	5
9	SSPR	52	James COWTON	Honda - Cowton Racing	1:53.447	7.597	95.453	5	5
10	SSPR	24	Graham KENNEDY	Yamaha - Patsy Kennedy	1:53.772	7.922	95.180	5	5
11	SSPR	8	Christian ELKIN	Triumph 675 - Team Wylie Racing	1:53.798	7.948	95.158	5	5
12	SSPR	96	Andy FARRELL	Yamaha - N2K	1:53.867	8.017	95.100	5	5
13	SSPR	26	Dennis BOOTH	Yamaha	1:56.064	10.214	93.300	5	5
14	SSPR	72	Connor BEHAN	Kawasaki - AIR Kawasaki	1:56.446	10.596	92.994	3	3
15	SSPR	70	Brendan MERRIGAN	Yamaha - Specials	1:58.818	12.968	91.138	5	5
16	SSPR	78	Dean CAMPBELL	Suzuki	1:59.739	13.889	90.437	2	5
17	SSPR	74	Tommy HENRY	Yamaha - NJT Racing	1:59.793	13.943	90.396	5	5
18	SSPR	164	Stephen TOBIN	Yamaha	2:00.976	15.126	89.512	5	5
19	SSPR	38	Derek WILKIE	Triumph 675	2:03.787	17.937	87.479	4	5
20	SSPR	126	Christopher WATSON	Kawasaki - Watson Racing	2:03.958	18.108	87.359	2	5
21	SSPR	14	Rodney LITTLE	Yamaha	2:04.905	19.055	86.696	4	4

Provisional result to be confirmed by the Stewards of the Meeting subject to completion of technical inspections & the time limit for protests

Page 1 / 1

Circuit	Armoyle	Signed		Organising Club	Armoyle MRRC
Length(miles)	3.0080	Chief Timekeeper		Qualifying Started	15:06
Weather	Sunny	Issued At:	15:36		
Track	Dry				



SGS International ARMOY ROAD RACE

SUPERSPORT

Supersport Group B Qualifying

Friday, 24 July 2015

DETAILED RESULT



Qualifying Classification

Position

1 6 William DUNLOP

SSPR Behind 5 Gp
Best Time **1:45.850** Best Speed **102.303** On 5 Gp

Lap	Elapsed Time	Lap Time	Lap Speed
1	2:08.174	2:08.174	84.485
2	3:56.108	1:47.934	100.328
3	5:42.989	1:46.881	101.316
4	7:30.387	1:47.398	100.829
5	9:16.237	1:45.850	102.303

2 2 Dean HARRISON

SSPR Behind 3 Gp
Best Time **1:48.068** Best Speed **100.204** On 3 Gp

Lap	Elapsed Time	Lap Time	Lap Speed
1	2:06.134	2:06.134	85.852
2	3:56.108	1:49.974	98.467
3	5:44.176	1:48.068	100.204
4	7:32.495	1:48.319	99.971
5	9:21.532	1:49.037	99.313

3 82 Derek SHEILS

SSPR Behind 4 Gp
Best Time **1:48.359** Best Speed **99.934** On 4 Gp

Lap	Elapsed Time	Lap Time	Lap Speed
1	2:04.212	2:04.212	87.180
2	3:54.454	1:50.242	98.228
3	5:43.594	1:49.140	99.219
4	7:31.953	1:48.359	99.934
5	9:21.987	1:50.034	98.413

4 12 Keith AMOR

SSPR Behind 4 Gp
Best Time **1:49.212** Best Speed **99.154** On 4 Gp

Lap	Elapsed Time	Lap Time	Lap Speed
1	2:00.879	2:00.879	89.584
2	3:51.882	1:51.003	97.554
3	5:41.183	1:49.301	99.073
4	7:30.395	1:49.212	99.154
5	9:20.698	1:50.303	98.173

Qualifying Classification

Position

5 86 Derek McGEE

SSPR Behind 4 Gp
Best Time **1:49.975** Best Speed **98.466** On 4 Gp

Lap	Elapsed Time	Lap Time	Lap Speed
1	2:00.579	2:00.579	89.807
2	3:51.147	1:50.568	97.938
3	5:41.132	1:49.985	98.457
4	7:31.107	1:49.975	98.466
5	9:21.282	1:50.175	98.287

6 22 Paul JORDAN

SSPR Behind 2 Gp
Best Time **1:51.345** Best Speed **97.254** On 2 Gp

Lap	Elapsed Time	Lap Time	Lap Speed
1	2:07.142	2:07.142	85.171
2	3:58.487	1:51.345	97.254
3	5:50.355	1:51.868	96.800
4	7:43.166	1:52.811	95.991
5	9:37.336	1:54.170	94.848

7 56 Sam WILSON

SSPR Behind 5 Gp
Best Time **1:52.232** Best Speed **96.486** On 5 Gp

Lap	Elapsed Time	Lap Time	Lap Speed
1	2:18.672	2:18.672	78.089
2	4:14.673	1:56.001	93.351
3	6:10.441	1:55.768	93.539
4	8:04.526	1:54.085	94.919
5	9:56.758	1:52.232	96.486

8 10 Andy LAWSON

SSPR Behind 4 Gp
Best Time **1:53.058** Best Speed **95.781** On 4 Gp

Lap	Elapsed Time	Lap Time	Lap Speed
1	2:40.398	2:40.398	67.512
2	4:35.667	1:55.269	93.944
3	6:29.917	1:54.250	94.782
4	8:22.975	1:53.058	95.781
5	10:16.499	1:53.524	95.388

SGS International ARMOY ROAD RACE

SUPERSPORT

Supersport Group B Qualifying

Friday, 24 July 2015

DETAILED RESULT



Qualifying Classification

Position

9 52 James COWTON

SSPR Behind 7.597

Best Time 1:53.447 Best Speed 95.453 On 5 Gp

Lap	Elapsed Time	Lap Time	Lap Speed
1	2:33.701	2:33.701	70.454
2	4:30.280	1:56.579	92.888
3	6:24.384	1:54.104	94.903
4	8:18.745	1:54.361	94.690
5	10:12.192	1:53.447	95.453

Qualifying Classification

Position

13 26 Dennis BOOTH

SSPR Behind 10.214

Best Time 1:56.064 Best Speed 93.300 On 5 Gp

Lap	Elapsed Time	Lap Time	Lap Speed
1	2:33.287	2:33.287	70.644
2	4:34.921	2:01.634	89.028
3	6:35.602	2:00.681	89.731
4	8:32.489	1:56.887	92.643
5	10:28.553	1:56.064	93.300

10 24 Graham KENNEDY

SSPR Behind 7.922

Best Time 1:53.772 Best Speed 95.180 On 5 Gp

Lap	Elapsed Time	Lap Time	Lap Speed
1	2:18.044	2:18.044	78.445
2	4:13.823	1:55.779	93.530
3	6:09.577	1:55.754	93.550
4	8:04.715	1:55.138	94.051
5	9:58.487	1:53.772	95.180

14 72 Connor BEHAN

SSPR Behind 10.596

Best Time 1:56.446 Best Speed 92.994 On 3 Gp

Lap	Elapsed Time	Lap Time	Lap Speed
1	2:34.582	2:34.582	70.052
2	4:33.429	1:58.847	91.115
3	6:29.875	1:56.446	92.994

11 8 Christian ELKIN

SSPR Behind 7.948

Best Time 1:53.798 Best Speed 95.158 On 5 Gp

Lap	Elapsed Time	Lap Time	Lap Speed
1	2:22.084	2:22.084	76.214
2	4:18.240	1:56.156	93.226
3	6:12.593	1:54.353	94.696
4	8:07.283	1:54.690	94.418
5	10:01.081	1:53.798	95.158

15 70 Brendan MERRIGAN

SSPR Behind 12.968

Best Time 1:58.818 Best Speed 91.138 On 5 Gp

Lap	Elapsed Time	Lap Time	Lap Speed
1	2:41.917	2:41.917	66.879
2	4:42.563	2:00.646	89.757
3	6:42.483	1:59.920	90.300
4	8:42.920	2:00.437	89.913
5	10:41.738	1:58.818	91.138

12 96 Andy FARRELL

SSPR Behind 8.017

Best Time 1:53.867 Best Speed 95.100 On 5 Gp

Lap	Elapsed Time	Lap Time	Lap Speed
1	2:17.644	2:17.644	78.673
2	4:13.750	1:56.106	93.266
3	6:09.495	1:55.745	93.557
4	8:04.456	1:54.961	94.195
5	9:58.323	1:53.867	95.100

16 78 Dean CAMPBELL

SSPR Behind 13.889

Best Time 1:59.739 Best Speed 90.437 On 2 Gp

Lap	Elapsed Time	Lap Time	Lap Speed
1	2:08.346	2:08.346	84.372
2	4:08.085	1:59.739	90.437
3	6:09.325	2:01.240	89.317
4	8:10.511	2:01.186	89.357
5	10:13.038	2:02.527	88.379

SGS International ARMOY ROAD RACE

SUPERSPORT

Supersport Group B Qualifying

Friday, 24 July 2015

DETAILED RESULT



Qualifying Classification

Position

17 74 Tommy HENRY

SSPR Behind 13.943

Best Time 1:59.793 Best Speed 90.396 On 5 Gp

Lap	Elapsed Time	Lap Time	Lap Speed
1	2:38.384	2:38.384	68.371
2	4:39.522	2:01.138	89.392
3	6:40.790	2:01.268	89.296
4	8:41.290	2:00.500	89.866
5	10:41.083	1:59.793	90.396

Qualifying Classification

Position

21 14 Rodney LITTLE

SSPR Behind 19.055

Best Time 2:04.905 Best Speed 86.696 On 4 Gp

Lap	Elapsed Time	Lap Time	Lap Speed
1	2:51.481	2:51.481	63.149
2	4:59.708	2:08.227	84.450
3	7:11.495	2:11.787	82.169
4	9:16.400	2:04.905	86.696

18 164 Stephen TOBIN

SSPR Behind 15.126

Best Time 2:00.976 Best Speed 89.512 On 5 Gp

Lap	Elapsed Time	Lap Time	Lap Speed
1	2:30.630	2:30.630	71.890
2	4:33.667	2:03.037	88.013
3	6:35.883	2:02.216	88.604
4	8:38.081	2:02.198	88.617
5	10:39.057	2:00.976	89.512

19 38 Derek WILKIE

SSPR Behind 17.937

Best Time 2:03.787 Best Speed 87.479 On 4 Gp

Lap	Elapsed Time	Lap Time	Lap Speed
1	2:28.537	2:28.537	72.903
2	4:34.238	2:05.701	86.147
3	6:38.492	2:04.254	87.151
4	8:42.279	2:03.787	87.479
5	10:46.356	2:04.077	87.275

20 126 Christopher WATSON

SSPR Behind 18.108

Best Time 2:03.958 Best Speed 87.359 On 2 Gp

Lap	Elapsed Time	Lap Time	Lap Speed
1	2:31.870	2:31.870	71.303
2	4:35.828	2:03.958	87.359
3	6:39.825	2:03.997	87.331
4	8:44.742	2:04.917	86.688
5	10:49.496	2:04.754	86.801

SGS International ARMOY ROAD RACE

SUPERSPORT

Supersport Group B Qualifying

Friday, 24 July 2015



SPEED TRAP

Class	No/Name	Fastest	Lap 2	Lap 3	Lap 4	Lap 5	Lap 6	Lap 7	Lap 8	Lap 9	Lap 10	Lap 11	Lap 12	Lap 13
6	William DUNLOP	153.5	144.2	150.2	150.5	153.5								
86	Derek McGEE	150.6	137.5	138.4	150.6	142.5								
10	Andy LAWSON	149.6	140.0	138.2	149.6	142.5								
8	Christian ELKIN	146.8	137.0	140.2	146.8	137.7								
74	Tommy HENRY	146.7	136.1	140.1	132.8	146.7								
22	Paul JORDAN	146.5	133.5	144.2	146.5	137.1								
2	Dean HARRISON	145.9	142.3	138.2	145.9	144.3								
56	Sam WILSON	145.7	133.0	132.9	128.8	145.7								
82	Derek SHEILS	143.6	140.7	142.9	143.6	141.7								
96	Andy FARRELL	141.7	136.4	132.8	134.7	141.7								
12	Keith AMOR	140.5	128.9	135.3	139.6	140.5								
70	Brendan MERRIGAN	139.5	118.8	128.1	139.5	115.5								
72	Connor BEHAN	137.0	112.2	137.0										
38	Derek WILKIE	136.1	121.3	130.3	136.1	129.0								
26	Dennis BOOTH	135.8	118.1	120.0	135.8	132.0								
24	Graham KENNEDY	135.4	131.7	130.1	128.1	135.4								
52	James COWTON	134.6	118.1	131.0	131.1	134.6								
14	Rodney LITTLE	134.0	134.0	128.4	128.6									
78	Dean CAMPBELL	132.9	130.5	132.9	132.9	101.3								
126	Christopher WATSON	127.5	119.3	125.6	122.2	127.5								
164	Stephen TOBIN	123.7	118.7	121.0	118.1	123.7								

SGS International ARMOY ROAD RACE


SUPERSPORT Combined Qualifying



Pos	Class	No	Name	-----Best Time / Qual Laps-----		Overall Best Time / Speed / Total Qual Laps
				Session A	Session B	
Qualifying Classification						
1	SSPR	6	William DUNLOP	-----	1:45.850	1:45.850 102.303
2	SSPR	9	Guy MARTIN	1:47.576	-----	1:47.576 100.662
3	SSPR	2	Dean HARRISON	-----	1:48.068	1:48.068 100.204
4	SSPR	82	Derek SHEILS	-----	1:48.359	1:48.359 99.934
5	SSPR	12	Keith AMOR	-----	1:49.212	1:49.212 99.154
6	SSPR	97	Seamus ELLIOTT	1:49.953	-----	1:49.953 98.486
7	SSPR	86	Derek McGEE	-----	1:49.975	1:49.975 98.466
8	SSPR	22	Paul JORDAN	-----	1:51.345	1:51.345 97.254
9	SSPR	56	Sam WILSON	-----	1:52.232	1:52.232 96.486
10	SSPR	143	Colin STEPHENSON	1:52.528	-----	1:52.528 96.232
11	SSPR	71	Davy MORGAN	1:52.708	-----	1:52.708 96.078
12	SSPR	10	Andy LAWSON	-----	1:53.058	1:53.058 95.781
13	SSPR	53	Billy REDMAYNE	1:53.134	-----	1:53.134 95.717
14	SSPR	52	James COWTON	-----	1:53.447	1:53.447 95.453
15	SSPR	5	Thomas MAXWELL	1:53.714	-----	1:53.714 95.228
16	SSPR	24	Graham KENNEDY	-----	1:53.772	1:53.772 95.180
17	SSPR	8	Christian ELKIN	-----	1:53.798	1:53.798 95.158
18	SSPR	61	John WALSH	1:53.825	-----	1:53.825 95.136
19	SSPR	96	Andy FARRELL	-----	1:53.867	1:53.867 95.100
20	SSPR	115	Ryan MAHER	1:54.461	-----	1:54.461 94.607
21	SSPR	23	Michal DOKOUPIL	1:55.600	-----	1:55.600 93.675
22	SSPR	109	Neil KERNOHAN	1:56.017	-----	1:56.017 93.338
23	SSPR	26	Dennis BOOTH	-----	1:56.064	1:56.064 93.300
24	SSPR	72	Connor BEHAN	-----	1:56.446	1:56.446 92.994
25	SSPR	87	Ian SIMPSON	1:57.987	-----	1:57.987 91.780
26	SSPR	99	Gavin LUPTON	1:58.468	-----	1:58.468 91.407
27	SSPR	127	Stephen CASEY	1:58.566	-----	1:58.566 91.331
28	SSPR	70	Brendan MERRIGAN	-----	1:58.818	1:58.818 91.138
29	SSPR	19	Dave HEWSON	1:59.306	-----	1:59.306 90.765
30	SSPR	78	Dean CAMPBELL	-----	1:59.739	1:59.739 90.437
31	SSPR	74	Tommy HENRY	-----	1:59.793	1:59.793 90.396
32	SSPR	55	Scott CAMPBELL	2:00.462	-----	2:00.462 89.894
33	SSPR	164	Stephen TOBIN	-----	2:00.976	2:00.976 89.512
34	SSPR	93	Paul CRANSTON	2:01.194	-----	2:01.194 89.351
35	SSPR	38	Derek WILKIE	-----	2:03.787	2:03.787 87.479
36	SSPR	126	Christopher WATSON	-----	2:03.958	2:03.958 87.359
37	SSPR	14	Rodney LITTLE	-----	2:04.905	2:04.905 86.696
38	SSPR	43	Stephen DEGNAN	2:05.854	-----	2:05.854 86.043

Provisional result to be confirmed by the Stewards of the Meeting subject to completion of technical inspections & the time limit for protests

Page 1 / 1

Circuit	Armoy	Signed	 Chief Timekeeper	Organising Club	Armoy MRRC
Length(miles)	3.0080	Issued At:			
Weather					
Track					



SGS INTERNATIONAL ARMOY ROAD RACE

SUPERSPORT

Armoy 3.008 miles


R4: Bayview Hotel Supersport

25/07/2015 12:30

Race (7 Laps)

RACE 4 - SUPERSPORT

			127		12
99		87	A	72	11
C		B		A	
	26		109		10
	B		A		
23		115		96	9
C		B		A	C
<hr/>					
			61		8
8	B		A	5	7
C			B	A	
	52		53		6
	B		A		
10		71		143	5
C		B		A	B
<hr/>					
			56		4
22	B		A	97	3
C			B	A	
	12		82		2
	B		A		
2		9		6	1
C		B		A	A
				POLE POSITION	



Promoted by Armoy Motorcycle Road Racing Club

Orbits

Provisional result to be confirmed by the Stewards of the Meeting subject to the completion of technical inspections and the time limit for protests.

MCUI (Ulster Centre) Timing @ www.elaps-timing.com



Ride on
Delta
Seven

SGS International ARMOY ROAD RACE

SUPERSPORT

Race 4 - Bayview Hotel Supersport

Saturday, 25 July 2015



Pos	Class	No	Name	Machine / Sponsor	Gp	Lap	Total Time	Behind	Speed	-----Best Lap-----		
										Time	Speed	On

Race Classification

1	SSPR	6	William DUNLOP	Yamaha - CD-IC Racing	a	6	10:33.988		102.483	1:43.834	104.290	2
2	SSPR	9	Guy MARTIN	Suzuki - Tyco by TAS Racing	a	6	10:36.751	2.763	102.038	1:44.699	103.428	4
3	SSPR	2	Dean HARRISON	Yamaha - Mar-Train Racing	a	6	10:36.785	2.797	102.033	1:44.801	103.327	5
4	SSPR	86	Derek McGEE	Yamaha - McGee Racing	a	6	10:46.760	12.772	100.459	1:45.891	102.264	2
5	SSPR	82	Derek SHEILS	Kawasaki - BikeBitsNI Racing	a	6	10:50.718	16.730	99.848	1:46.792	101.401	2
6	SSPR	97	Seamus ELLIOTT	Honda - Wilson Craig Racing	a	6	10:55.950	21.962	99.051	1:47.783	100.469	5
7	SSPR	10	Andy LAWSON	Kawasaki - Shirlaw's Motorcycles	b	6	11:01.998	28.010	98.147	1:48.628	99.687	5
8	SSPR	53	Billy REDMAYNE	Honda	b	6	11:07.330	33.342	97.362	1:49.596	98.807	3
9	SSPR	72	Connor BEHAN	Kawasaki - AIR Kawasaki	c	6	11:07.442	33.454	97.346	1:49.480	98.911	2
10	SSPR	8	Christian ELKIN	Triumph 675 - Team Wylie Racing	b	6	11:07.672	33.684	97.312	1:48.870	99.465	6
11	SSPR	5	Thomas MAXWELL	Honda - Cookstown BE Racing	b	6	11:09.113	35.125	97.103	1:50.161	98.300	6
12	SSPR	71	Davy MORGAN	Yamaha - Magic Bullet	b	6	11:11.124	37.136	96.812	1:50.101	98.353	4
13	SSPR	22	Paul JORDAN	Honda - Moira MRC	a	6	11:17.636	43.648	95.882	1:51.012	97.546	3
14	SSPR	109	Neil KERNOHAN	Yamaha - Logan Racing	c	6	11:18.991	45.003	95.690	1:50.741	97.785	4
15	SSPR	115	Ryan MAHER	Triumph 675 - One Fifteen Motorcycles	c	6	11:21.579	47.591	95.327	1:51.714	96.933	2
16	SSPR	143	Colin STEPHENSON	Yamaha - CS Tuning	b	6	11:22.829	48.841	95.152	1:50.546	97.957	4
17	SSPR	26	Dennis BOOTH	Yamaha	c	6	11:34.116	1:00.128	93.605	1:54.018	94.974	2
18	SSPR	19	Dave HEWSON	Yamaha - Obsession Engineering	c	6	11:35.380	1:01.392	93.435	1:54.393	94.663	2
19	SSPR	127	Stephen CASEY	Yamaha	c	6	11:50.855	1:16.867	91.401	1:55.634	93.647	6

Fastest Lap / New Lap Record 104.290 mph (Previously 103.191 mph)


SSPR	6	William DUNLOP	Yamaha - CD-IC Racing							1:43.834	104.290	2
------	---	----------------	-----------------------	--	--	--	--	--	--	----------	---------	---

Not Classified

DNF	SSPR	99	Gavin LUPTON	Honda	c	3	5:52.068			92.273	1:54.445	94.620	2
-----	------	----	--------------	-------	---	---	----------	--	--	--------	----------	--------	---

Provisional result to be confirmed by the Stewards of the Meeting subject to completion of technical inspections & the time limit for protests

Page 1 / 1

Circuit	Armoy	Signed		Organising Club	Armoy MRRC
Length(miles)	3.0080		Chief Timekeeper	Race Started	13:09
Weather	Bright	Issued At:	13:26	Gp Time Diff - b 14.68 / c 30.05	
Track	Dry				



SGS International ARMOY ROAD RACE

SUPERSPORT

Race 4 - Bayview Hotel Supersport

Saturday, 25 July 2015

DETAILED RESULT



Race Classification

1 6 William DUNLOP

Total Time **10:33.988** Avg Speed **102.483** Behind
Best Time **1:43.834** Best Speed **104.290** On **2** Gp **a**

Lap	Elapsed Time	Lap Time	Lap Speed
1	1:49.910	1:49.910	98.524
2	3:33.744	1:43.834	104.290
3	5:18.475	1:44.731	103.396
4	7:03.587	1:45.112	103.022
5	8:48.727	1:45.140	102.994
6	10:33.988	1:45.261	102.876

2 9 Guy MARTIN

Total Time **10:36.751** Avg Speed **102.038** Behind **2.763**
Best Time **1:44.699** Best Speed **103.428** On **4** Gp **a**

Lap	Elapsed Time	Lap Time	Lap Speed
1	1:50.349	1:50.349	98.132
2	3:36.151	1:45.802	102.350
3	5:21.613	1:45.462	102.680
4	7:06.312	1:44.699	103.428
5	8:51.291	1:44.979	103.152
6	10:36.751	1:45.460	102.682

3 2 Dean HARRISON

Total Time **10:36.785** Avg Speed **102.033** Behind **2.797**
Best Time **1:44.801** Best Speed **103.327** On **5** Gp **a**

Lap	Elapsed Time	Lap Time	Lap Speed
1	1:50.523	1:50.523	97.978
2	3:36.060	1:45.537	102.607
3	5:21.713	1:45.653	102.494
4	7:06.934	1:45.221	102.915
5	8:51.735	1:44.801	103.327
6	10:36.785	1:45.050	103.082

4 86 Derek McGEE

Total Time **10:46.760** Avg Speed **100.459** Behind **12.772**
Best Time **1:45.891** Best Speed **102.264** On **2** Gp **a**

Lap	Elapsed Time	Lap Time	Lap Speed
1	1:52.216	1:52.216	96.500
2	3:38.107	1:45.891	102.264
3	5:24.363	1:46.256	101.912
4	7:11.319	1:46.956	101.245
5	8:58.240	1:46.921	101.279
6	10:46.760	1:48.520	99.786

Race Classification

5 82 Derek SHEILS

Total Time **10:50.718** Avg Speed **99.848** Behind **16.730**
Best Time **1:46.792** Best Speed **101.401** On **2** Gp **a**

Lap	Elapsed Time	Lap Time	Lap Speed
1	1:52.792	1:52.792	96.007
2	3:39.584	1:46.792	101.401
3	5:26.675	1:47.091	101.118
4	7:14.207	1:47.532	100.703
5	9:02.385	1:48.178	100.102
6	10:50.718	1:48.333	99.958

6 97 Seamus ELLIOTT

Total Time **10:55.950** Avg Speed **99.051** Behind **21.962**
Best Time **1:47.783** Best Speed **100.469** On **5** Gp **a**

Lap	Elapsed Time	Lap Time	Lap Speed
1	1:54.303	1:54.303	94.738
2	3:43.755	1:49.452	98.937
3	5:31.554	1:47.799	100.454
4	7:19.570	1:48.016	100.252
5	9:07.353	1:47.783	100.469
6	10:55.950	1:48.597	99.715

7 10 Andy LAWSON

Total Time **11:01.998** Avg Speed **98.147** Behind **28.010**
Best Time **1:48.628** Best Speed **99.687** On **5** Gp **b**

Lap	Elapsed Time	Lap Time	Lap Speed
1	1:54.569	1:54.569	94.518
2	3:44.525	1:49.956	98.483
3	5:34.168	1:49.643	98.764
4	7:23.262	1:49.094	99.261
5	9:11.890	1:48.628	99.687
6	11:01.998	1:50.108	98.347

8 53 Billy REDMAYNE

Total Time **11:07.330** Avg Speed **97.362** Behind **33.342**
Best Time **1:49.596** Best Speed **98.807** On **3** Gp **b**

Lap	Elapsed Time	Lap Time	Lap Speed
1	1:56.323	1:56.323	93.093
2	3:46.171	1:49.848	98.580
3	5:35.767	1:49.596	98.807
4	7:25.981	1:50.214	98.252
5	9:16.629	1:50.648	97.867
6	11:07.330	1:50.701	97.820

SGS International ARMOY ROAD RACE

SUPERSPORT

Race 4 - Bayview Hotel Supersport

Saturday, 25 July 2015

DETAILED RESULT



Race Classification

9 72 Connor BEHAN

Total Time **11:07.442** Avg Speed **97.346** Behind **33.454**
 Best Time **1:49.480** Best Speed **98.911** On **2** Gp **c**

Lap	Elapsed Time	Lap Time	Lap Speed
1	1:57.382	1:57.382	92.253
2	3:46.862	1:49.480	98.911
3	5:36.995	1:50.133	98.325
4	7:27.433	1:50.438	98.053
5	9:17.736	1:50.303	98.173
6	11:07.442	1:49.706	98.707

Race Classification

13 22 Paul JORDAN

Total Time **11:17.636** Avg Speed **95.882** Behind **43.648**
 Best Time **1:51.012** Best Speed **97.546** On **3** Gp **a**

Lap	Elapsed Time	Lap Time	Lap Speed
1	1:54.786	1:54.786	94.339
2	3:51.325	1:56.539	92.920
3	5:42.337	1:51.012	97.546
4	7:33.724	1:51.387	97.218
5	9:25.685	1:51.961	96.719
6	11:17.636	1:51.951	96.728

10 8 Christian ELKIN

Total Time **11:07.672** Avg Speed **97.312** Behind **33.684**
 Best Time **1:48.870** Best Speed **99.465** On **6** Gp **b**

Lap	Elapsed Time	Lap Time	Lap Speed
1	1:57.500	1:57.500	92.160
2	3:48.055	1:50.555	97.949
3	5:39.137	1:51.082	97.485
4	7:29.165	1:50.028	98.419
5	9:18.802	1:49.637	98.770
6	11:07.672	1:48.870	99.465

14 109 Neil KERNOHAN

Total Time **11:18.991** Avg Speed **95.690** Behind **45.003**
 Best Time **1:50.741** Best Speed **97.785** On **4** Gp **c**

Lap	Elapsed Time	Lap Time	Lap Speed
1	2:01.206	2:01.206	89.342
2	3:53.935	1:52.729	96.060
3	5:45.729	1:51.794	96.864
4	7:36.470	1:50.741	97.785
5	9:27.994	1:51.524	97.098
6	11:18.991	1:50.997	97.559

11 5 Thomas MAXWELL

Total Time **11:09.113** Avg Speed **97.103** Behind **35.125**
 Best Time **1:50.161** Best Speed **98.300** On **6** Gp **b**

Lap	Elapsed Time	Lap Time	Lap Speed
1	1:56.382	1:56.382	93.045
2	3:46.837	1:50.455	98.038
3	5:37.427	1:50.590	97.918
4	7:28.455	1:51.028	97.532
5	9:18.952	1:50.497	98.001
6	11:09.113	1:50.161	98.300

15 115 Ryan MAHER

Total Time **11:21.579** Avg Speed **95.327** Behind **47.591**
 Best Time **1:51.714** Best Speed **96.933** On **2** Gp **c**

Lap	Elapsed Time	Lap Time	Lap Speed
1	1:58.499	1:58.499	91.383
2	3:50.213	1:51.714	96.933
3	5:42.700	1:52.487	96.267
4	7:35.542	1:52.842	95.964
5	9:28.580	1:53.038	95.798
6	11:21.579	1:52.999	95.831

12 71 Davy MORGAN

Total Time **11:11.124** Avg Speed **96.812** Behind **37.136**
 Best Time **1:50.101** Best Speed **98.353** On **4** Gp **b**

Lap	Elapsed Time	Lap Time	Lap Speed
1	1:56.872	1:56.872	92.655
2	3:47.929	1:51.057	97.507
3	5:38.979	1:51.050	97.513
4	7:29.080	1:50.101	98.353
5	9:19.926	1:50.846	97.692
6	11:11.124	1:51.198	97.383

16 143 Colin STEPHENSON

Total Time **11:22.829** Avg Speed **95.152** Behind **48.841**
 Best Time **1:50.546** Best Speed **97.957** On **4** Gp **b**

Lap	Elapsed Time	Lap Time	Lap Speed
1	1:57.842	1:57.842	91.893
2	3:48.968	1:51.126	97.446
3	5:40.276	1:51.308	97.287
4	7:30.822	1:50.546	97.957
5	9:23.723	1:52.901	95.914
6	11:22.829	1:59.106	90.917

SGS International ARMOY ROAD RACE

SUPERSPORT

Race 4 - Bayview Hotel Supersport

Saturday, 25 July 2015

DETAILED RESULT



Race Classification

17 26 Dennis BOOTH

Total Time **11:34.116** Avg Speed **93.605** Behind **1:00.128**

Best Time **1:54.018** Best Speed **94.974** On **2** Gp **c**

Lap	Elapsed Time	Lap Time	Lap Speed
1	2:01.129	2:01.129	89.399
2	3:55.147	1:54.018	94.974
3	5:49.980	1:54.833	94.300
4	7:45.125	1:55.145	94.045
5	9:39.959	1:54.834	94.300
6	11:34.116	1:54.157	94.859

18 19 Dave HEWSON

Total Time **11:35.380** Avg Speed **93.435** Behind **1:01.392**

Best Time **1:54.393** Best Speed **94.663** On **2** Gp **c**

Lap	Elapsed Time	Lap Time	Lap Speed
1	2:00.708	2:00.708	89.711
2	3:55.101	1:54.393	94.663
3	5:49.938	1:54.837	94.297
4	7:45.213	1:55.275	93.939
5	9:40.878	1:55.665	93.622
6	11:35.380	1:54.502	94.573

19 127 Stephen CASEY

Total Time **11:50.855** Avg Speed **91.401** Behind **1:16.867**

Best Time **1:55.634** Best Speed **93.647** On **6** Gp **c**

Lap	Elapsed Time	Lap Time	Lap Speed
1	2:04.919	2:04.919	86.687
2	4:03.429	1:58.510	91.375
3	6:01.338	1:57.909	91.840
4	7:58.331	1:56.993	92.559
5	9:55.221	1:56.890	92.641
6	11:50.855	1:55.634	93.647

Not Classified

DNF 99 Gavin LUPTON

Total Time **5:52.068** Avg Speed **92.273** Behind

Best Time **1:54.445** Best Speed **94.620** On **2** Gp **c**

Lap	Elapsed Time	Lap Time	Lap Speed
1	2:02.886	2:02.886	88.121
2	3:57.331	1:54.445	94.620
3	5:52.068	1:54.737	94.379

SGS International ARMOY ROAD RACE

SUPERSPORT

Race 4 - Bayview Hotel Supersport

LAP CHART



1					3					5				
No	Name	Gp	Time of Day	Lap Time	No	Name	Gp	Time of Day	Lap Time	No	Name	Gp	Time of Day	Lap Time
6	William DUNLOP	a	13:11:05.270	1:49.910	6	William DUNLOP	a	13:14:33.835	1:44.731	6	William DUNLOP	a	13:18:04.087	1:45.140
9	Guy MARTIN	a	13:11:05.709	1:50.349	9	Guy MARTIN	a	13:14:36.973	1:45.462	9	Guy MARTIN	a	13:18:06.651	1:44.979
2	Dean HARRISON	a	13:11:05.883	1:50.523	2	Dean HARRISON	a	13:14:37.073	1:45.653	2	Dean HARRISON	a	13:18:07.095	1:44.801
86	Derek McGEE	a	13:11:07.576	1:52.216	86	Derek McGEE	a	13:14:39.723	1:46.256	86	Derek McGEE	a	13:18:13.600	1:46.921
82	Derek SHEILS	a	13:11:08.152	1:52.792	82	Derek SHEILS	a	13:14:42.035	1:47.091	82	Derek SHEILS	a	13:18:17.745	1:48.178
97	Seamus ELLIOTT	a	13:11:09.663	1:54.303	97	Seamus ELLIOTT	a	13:14:46.914	1:47.799	97	Seamus ELLIOTT	a	13:18:22.713	1:47.783
10	Andy LAWSON	b	13:11:09.929	1:54.569	10	Andy LAWSON	b	13:14:49.528	1:49.643	10	Andy LAWSON	b	13:18:27.250	1:48.628
22	Paul JORDAN	a	13:11:10.146	1:54.786	53	Billy REDMAYNE	b	13:14:51.127	1:49.596	53	Billy REDMAYNE	b	13:18:31.989	1:50.648
53	Billy REDMAYNE	b	13:11:11.683	1:56.323	72	Connor BEHAN	c	13:14:52.355	1:50.133	72	Connor BEHAN	c	13:18:33.096	1:50.303
5	Thomas MAXWELL	b	13:11:11.742	1:56.382	5	Thomas MAXWELL	b	13:14:52.787	1:50.590	8	Christian ELKIN	b	13:18:34.162	1:49.637
71	Davy MORGAN	b	13:11:12.232	1:56.872	71	Davy MORGAN	b	13:14:54.339	1:51.050	5	Thomas MAXWELL	b	13:18:34.312	1:50.497
72	Connor BEHAN	c	13:11:12.742	1:57.382	8	Christian ELKIN	b	13:14:54.497	1:51.082	71	Davy MORGAN	b	13:18:35.286	1:50.846
8	Christian ELKIN	b	13:11:12.860	1:57.500	143	Colin STEPHENSON	b	13:14:55.636	1:51.308	143	Colin STEPHENSON	b	13:18:39.083	1:52.901
143	Colin STEPHENSON	b	13:11:13.202	1:57.842	22	Paul JORDAN	a	13:14:57.697	1:51.012	22	Paul JORDAN	a	13:18:41.045	1:51.961
115	Ryan MAHER	c	13:11:13.859	1:58.499	115	Ryan MAHER	c	13:14:58.060	1:52.487	109	Neil KERNOHAN	c	13:18:43.354	1:51.524
19	Dave HEWSON	c	13:11:16.068	2:00.708	109	Neil KERNOHAN	c	13:15:01.089	1:51.794	115	Ryan MAHER	c	13:18:43.940	1:53.038
26	Dennis BOOTH	c	13:11:16.489	2:01.129	19	Dave HEWSON	c	13:15:05.298	1:54.837	26	Dennis BOOTH	c	13:18:55.319	1:54.834
109	Neil KERNOHAN	c	13:11:16.566	2:01.206	26	Dennis BOOTH	c	13:15:05.340	1:54.833	19	Dave HEWSON	c	13:18:56.238	1:55.665
99	Gavin LUPTON	c	13:11:18.246	2:02.886	99	Gavin LUPTON	c	13:15:07.428	1:54.737	127	Stephen CASEY	c	13:19:10.581	1:56.890
127	Stephen CASEY	c	13:11:20.279	2:04.919	127	Stephen CASEY	c	13:15:16.698	1:57.909					

2					4					6				
No	Name	Gp	Time of Day	Lap Time	No	Name	Gp	Time of Day	Lap Time	No	Name	Gp	Time of Day	Lap Time
6	William DUNLOP	a	13:12:49.104	1:43.834	6	William DUNLOP	a	13:16:18.947	1:45.112	6	William DUNLOP	a	13:19:49.348	1:45.261
2	Dean HARRISON	a	13:12:51.420	1:45.537	9	Guy MARTIN	a	13:16:21.672	1:44.699	9	Guy MARTIN	a	13:19:52.111	1:45.460
9	Guy MARTIN	a	13:12:51.511	1:45.802	2	Dean HARRISON	a	13:16:22.294	1:45.221	2	Dean HARRISON	a	13:19:52.145	1:45.050
86	Derek McGEE	a	13:12:53.467	1:45.891	86	Derek McGEE	a	13:16:26.679	1:46.956	86	Derek McGEE	a	13:20:02.120	1:48.520
82	Derek SHEILS	a	13:12:54.944	1:46.792	82	Derek SHEILS	a	13:16:29.567	1:47.532	82	Derek SHEILS	a	13:20:06.078	1:48.333
97	Seamus ELLIOTT	a	13:12:59.115	1:49.452	97	Seamus ELLIOTT	a	13:16:34.930	1:48.016	97	Seamus ELLIOTT	a	13:20:11.310	1:48.597
10	Andy LAWSON	b	13:12:59.885	1:49.956	10	Andy LAWSON	b	13:16:38.622	1:49.094	10	Andy LAWSON	b	13:20:17.358	1:50.108
53	Billy REDMAYNE	b	13:13:01.531	1:49.848	53	Billy REDMAYNE	b	13:16:41.341	1:50.214	53	Billy REDMAYNE	b	13:20:22.690	1:50.701
5	Thomas MAXWELL	b	13:13:02.197	1:50.455	72	Connor BEHAN	c	13:16:42.793	1:50.438	72	Connor BEHAN	c	13:20:22.802	1:49.706
72	Connor BEHAN	c	13:13:02.222	1:49.480	5	Thomas MAXWELL	b	13:16:43.815	1:51.028	8	Christian ELKIN	b	13:20:23.032	1:48.870
71	Davy MORGAN	b	13:13:03.289	1:51.057	71	Davy MORGAN	b	13:16:44.440	1:50.101	5	Thomas MAXWELL	b	13:20:24.473	1:50.161
8	Christian ELKIN	b	13:13:03.415	1:50.555	8	Christian ELKIN	b	13:16:44.525	1:50.028	71	Davy MORGAN	b	13:20:26.484	1:51.198
143	Colin STEPHENSON	b	13:13:04.328	1:51.126	143	Colin STEPHENSON	b	13:16:46.182	1:50.546	22	Paul JORDAN	a	13:20:32.996	1:51.951
115	Ryan MAHER	c	13:13:05.573	1:51.714	22	Paul JORDAN	a	13:16:49.084	1:51.387	109	Neil KERNOHAN	c	13:20:34.351	1:50.997
22	Paul JORDAN	a	13:13:06.685	1:56.539	115	Ryan MAHER	c	13:16:50.902	1:52.842	115	Ryan MAHER	c	13:20:36.939	1:52.999
109	Neil KERNOHAN	c	13:13:09.295	1:52.729	109	Neil KERNOHAN	c	13:16:51.830	1:50.741	143	Colin STEPHENSON	b	13:20:38.189	1:59.106
19	Dave HEWSON	c	13:13:10.461	1:54.393	26	Dennis BOOTH	c	13:17:00.485	1:55.145	26	Dennis BOOTH	c	13:20:49.476	1:54.157
26	Dennis BOOTH	c	13:13:10.507	1:54.018	19	Dave HEWSON	c	13:17:00.573	1:55.275	19	Dave HEWSON	c	13:20:50.740	1:54.502
99	Gavin LUPTON	c	13:13:12.691	1:54.445	127	Stephen CASEY	c	13:17:13.691	1:56.993	127	Stephen CASEY	c	13:21:06.215	1:55.634

SGS International ARMOY ROAD RACE

SUPERSPORT

Race 4 - Bayview Hotel Supersport

Saturday, 25 July 2015



SPEED TRAP

Class	No/Nam	Fastest	Lap 2	Lap 3	Lap 4	Lap 5	Lap 6	Lap 7	Lap 8	Lap 9	Lap 10	Lap 11	Lap 12	Lap 13
SSP	97 Seamus ELLIOTT	156.1	150.1	154.5	<u>156.1</u>	150.3	151.6							
SSP	6 William DUNLOP	155.5	154.9	152.6	155.4	153.9	<u>155.5</u>							
SSP	2 Dean HARRISON	155.5	155.1	154.8	151.2	154.6	<u>155.5</u>							
SSP	86 Derek McGEE	155.4	153.3	152.6	<u>155.4</u>	143.6	149.9							
SSP	9 Guy MARTIN	154.2	150.8	151.6	153.9	153.2	<u>154.2</u>							
SSP	72 Connor BEHAN	151.6	150.2	150.9	150.9	148.7	<u>151.6</u>							
SSP	10 Andy LAWSON	151.2	149.5	<u>151.2</u>	151.0	149.4	148.7							
SSP	53 Billy REDMAYNE	149.9	147.5	<u>149.9</u>	147.9	144.3	146.4							
SSP	8 Christian ELKIN	148.4	147.1	145.9	137.5	<u>148.4</u>	143.8							
SSP	82 Derek SHEILS	147.3	145.4	<u>147.3</u>	146.9	146.5	146.0							
SSP	109 Neil KERNOHAN	146.7	132.5	141.2	143.7	<u>146.7</u>	141.7							
SSP	143 Colin STEPHENSON	146.1	142.0	142.8	<u>146.1</u>	145.9	142.7							
SSP	5 Thomas MAXWELL	145.1	140.6	143.8	144.1	<u>145.1</u>	134.7							
SSP	22 Paul JORDAN	144.2	142.4	143.6	140.8	<u>144.2</u>	141.6							
SSP	19 Dave HEWSON	143.9	<u>143.9</u>	138.2	132.6	128.2	136.7							
SSP	115 Ryan MAHER	142.9	135.2	139.1	<u>142.9</u>	142.2	135.6							
SSP	71 Davy MORGAN	142.3	141.7	139.1	<u>142.3</u>	141.2	138.3							
SSP	26 Dennis BOOTH	137.8	<u>137.8</u>	134.1	130.6	137.2	136.4							
SSP	127 Stephen CASEY	131.6	125.0	121.3	121.9	129.9	<u>131.6</u>							
SSP	99 Gavin LUPTON	126.6	123.6	<u>126.6</u>										

ROAD RACE - IRISH SUPERSPORT

2015

Pos	No.	Name	Total	Diff	Gap	#1		#2		#3		#4		#5		#6	
						R1	R2	R1	R2	R1	R2	R1	R2	R1	R2	R1	R2
1	6	William DUNLOP	175	0	0	25	25	25	25	25	25	25	25	25	25	25	25
2	86	Derek McGEE	111	64	64	20	20	11	20	16	11	13					
3	97	Seamus ELLIOTT	85	90	26	10	x	20	16	20	9	10					
4	2	Dean HARRISON	48	127	37	16	x	x	x	x	16	16					
5	82	Derek SHEILS	45	130	3	11	x	x	x	13	10	11					
6	9	Guy MARTIN	40	135	5	x	x	x	x	x	20	20					
7	61	John WALSH	37	138	3	4	x	10	13	10	x	x					
8	22	Paul JORDAN	34	141	3	6	6	16	3	x	x	3					
9	56	Sam WILSON	31	144	3	x	13	13	x	x	5	x					
10	5	Thomas MAXWELL	30	145	1	x	8	x	10	7	x	5					
11	44	Jamie HAMILTON	29	146	1	13	16	x	x	x	x	x					
12	96	Andy FARRELL	28	147	1	x	x	8	11	9	x	x					
13	24	Graham KENNEDY	28	147	0	2	x	7	9	8	2	x					
14	53	Billy REDMAYNE	24	151	4	x	10	x	x	x	6	8					
15	72	Connor BEHAN	22	153	2	x	x	x	x	11	4	7					
16	10	Andy LAWSON	17	158	5	x	x	x	x	x	8	9					
17	73	James KELLY	17	158	0	8	x	9	x	x	x	x					
18	23	Michal DOKOUPIL	16	159	1	x	x	5	8	x	3	x					
19	52	James COWTON	14	161	2	7	x	x	x	x	7	x					
20	93	Paul CRANSTON	14	161	0	x	7	x	7	x	x	x					
21	12	Keith AMOR	13	162	1	x	x	x	x	x	13	x					
22	143	Colin STEPHENSON	12	163	1	x	11	x	x	x	1	x					
23	115	Ryan MAHER	12	163	0	x	x	1	4	6	x	1					
24	109	Neil KERNOHAN	11	164	1	x	x	4	5	x	x	2					
25	29	Richard McLOUGHLIN	11	164	0	x	9	2	x	x	x	x					
26	65	Michael SWEENEY	9	166	2	9	x	x	x	x	x	x					
27	71	Davy MORGAN	7	168	2	3	x	x	x	x	x	4					
28	8	Christian ELKIN	6	169	1	x	x	x	x	x	x	6					
29	32	Steven PROCTER	6	169	0	x	x	x	6	x	x	x					
30	111	Brian McCORMACK	6	169	0	x	x	6	x	x	x	x					
31	143	Joe NEWBOULD	6	169	0	1	5	x	x	x	x	x					
32	111	Damien MULLEADY	5	170	1	x	x	x	x	5	x	x					
33	91	James NEESOM	5	170	0	5	x	x	x	x	x	x					
34	26	Dennis BOOTH	5	170	0	x	x	3	2	x	x	x					
35	20	David LUMSDEN	4	171	1	x	x	x	x	4	x	x					
36	31	Allan BRODIE	4	171	0	x	4	x	x	x	x	x					
37	199	Paul FALLON	3	172	1	x	x	x	x	3	x	x					
38	80	Phill ARCHER	3	172	0	x	3	x	x	x	x	x					
39	613	Dario CECCONI	2	173	1	x	x	x	x	2	x	x					
40	74	Tommy HENRY	2	173	0	x	2	x	x	x	x	x					
41	29	David LEWIS	1	174	1	x	x	x	1	x	x	x					
42	78	Dean CAMPBELL	1	174	0	x	1	x	x	x	x	x					

Event Legend

#1	24/04/2015	KDM HIRE COOKSTOWN 100	#4	03/07/2015	AXA Bikecare SKERRIES 100
#2	01/05/2015	AROUND A POUND TANDRAGEE 100	#5	11/07/2015	PRINCIPAL INSURANCE RACE OF THE SOUTH
#3	21/06/2015	CAROLE NASH KELLS ROAD RACE	#6	24/07/2015	SGS INTERNATIONAL ARMOY ROAD RACE

ROAD RACE - ULSTER SUPERSPORT

2015

Pos	No.	Name	Total	Diff	Gap	#1 #2 #3			
						R1	R1	R1	R2
1	6	William DUNLOP	100	0	0	25	25	25	25
2	86	Derek McGEE	64	36	36	20	20	11	13
3	2	Dean HARRISON	48	52	16	16	x	16	16
4	9	Guy MARTIN	40	60	8	x	x	20	20
5	82	Derek SHEILS	32	68	8	11	x	10	11
6	44	Jamie HAMILTON	29	71	3	13	16	x	x
7	97	Seamus ELLIOTT	29	71	0	10	x	9	10
8	53	Billy REDMAYNE	24	76	5	x	10	6	8
9	56	Sam WILSON	18	82	6	x	13	5	x
10	10	Andy LAWSON	17	83	1	x	x	8	9
11	22	Paul JORDAN	15	85	2	6	6	x	3
12	52	James COWTON	14	86	1	7	x	7	x
13	12	Keith AMOR	13	87	1	x	x	13	x
14	5	Thomas MAXWELL	13	87	0	x	8	x	5
15	143	Colin STEPHENSON	12	88	1	x	11	1	x
16	72	Connor BEHAN	11	89	1	x	x	4	7
17	29	Richard McLOUGHLIN	9	91	2	x	9	x	x
18	65	Michael SWEENEY	9	91	0	9	x	x	x
19	73	James KELLY	8	92	1	8	x	x	x
20	93	Paul CRANSTON	7	93	1	x	7	x	x
21	71	Davy MORGAN	7	93	0	3	x	x	4
22	8	Christian ELKIN	6	94	1	x	x	x	6
23	143	Joe NEWBOULD	6	94	0	1	5	x	x
24	91	James NEESOM	5	95	1	5	x	x	x
25	31	Allan BRODIE	4	96	1	x	4	x	x
26	61	John WALSH	4	96	0	4	x	x	x
27	24	Graham KENNEDY	4	96	0	2	x	2	x
28	23	Michal DOKOUPIL	3	97	1	x	x	3	x
29	80	Phill ARCHER	3	97	0	x	3	x	x
30	109	Neil KERNOHAN	2	98	1	x	x	x	2
31	74	Tommy HENRY	2	98	0	x	2	x	x
32	115	Ryan MAHER	1	99	1	x	x	x	1
33	78	Dean CAMPBELL	1	99	0	x	1	x	x

Event Legend

#1	24/04/2015	KDM HIRE COOKSTOWN 100	#3	24/07/2015	SGS INTERNATIONAL ARMOY ROAD RACE
#2	01/05/2015	AROUND A POUND TANDRAGEE 100			