



ARMOY ROAD RACE

The Race of Legends

Friday 24th & Saturday 25th July 2015

promoted by
Armoyn Motorcycle Road Racing Club
www.amrrc.com

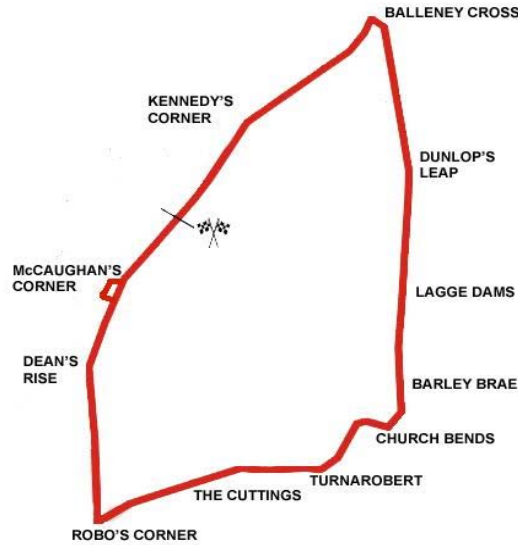
MOLLY'S BAR & RESTAURANT
MOTO 3 (125cc GP)



Causeway Coast and Glens
Borough Council



Armoy Circuit 3.008 miles



Lap Records

Class	Rider	Machine	m s	mph	Year
125cc	William Dunlop	Honda	2 02.397	88.473	2010
Moto 3	Christian Elkin	Honda 250	2 03.375	87.771	2014
Moto 450	Ryan Farquhar	Kawasaki	2 00.910	89.561	2011
250cc	Michael Sweeney	Honda	1 52.439	96.308	2013
Supersport 400	Andy Farrell	Kawasaki	1 59.400	90.693	2013
Supertwin	Jeremy McWilliams	Kawasaki 650	1 51.557	97.070	2013
Supersport	Michael Dunlop	Honda	1 44.939	103.191	2013
Superbike	Michael Dunlop	Honda	1 41.382	106.812	2013
Senior Support	Connor Behan	Kawasaki 636	1 50.783	97.748	2013
Junior Support	Mark Hanna	Kawasaki 650	1 54.969	94.189	2013
Classic 1000cc	Robert McCrum	Norton Weslake 950	2 06.649	85.502	2013
Classic 500cc	Richard Lambourne	Norton	2 10.738	82.828	2013
Classic 350cc	Keith Costello	Honda	2 15.054	80.181	2011
Classic 250cc	Kevin Strowger	Suzuki	2 18.625	78.116	2013

MOST WINS at ARMOY ROAD RACE

Ryan Farquhar	11	2009-12	(450-3, Supertwin-4, Supersport-1, Superbike-3)
Michael Dunlop	11	2009-14	(125-1, 250-1, Supersport-2, Superbike-7)
William Dunlop	7	2010-14	(125-2, 250-3, Supersport-2)
Allan Brew	3	2009-13	(Classic 350-1, Classic 500-2)
Robert McCrum	3	2010-14	(Classic 1000-3)
Barry Davidson	3	2012-14	(Classic 350-3)
Dean Harrison	2	2010	(Junior Support-1, Senior Support-1)
Richard Ford	2	2011-12	(Classic 1000-2)
Philip Shaw	2	2010-14	(Classic 250-2)
Christian Elkin	2	2013-14	(Moto 3-2)
Guy Martin	2	2014	(Supersport-1, Superbike-1)

ALL TIME IRISH ROAD RACE WINNERS (after the Race of the South 2015)

Most Wins at All Irish Road Race Meetings

Ryan Farquhar	205	1995-15
Joey Dunlop	156	1971-00
Robert Dunlop	135	1980-08
Ray McCullough	109	1960-82
Phillip McCallen	109	1987-99
William Dunlop	107	2005-15
Michael Dunlop	89	2006-15
Brian Reid	78	1980-94
Darran Lindsay	74	1999-06
James Courtney	66	1992-99

SGS International ARMOY ROAD RACE




MOTO 3 (125cc GP) Moto 3 (125GP) Qualifying Friday, 24 July 2015

Pos	Class	No	Name	Machine / Sponsor	----- Best Lap -----			Laps	
					Time	Behind	Speed		
Qualifying Classification									
1	125R	22	Paul JORDAN	Honda 125 - Paul Jordan Racing	2:02.554		88.359	4	5
2	125R	86	Nigel MOORE	Honda 125	2:03.761	1.207	87.498	6	6
3	125R	156	Sam WILSON	Honda 125 - Joey's Bar MCC	2:04.436	1.882	87.023	6	6
4	125R	56	Adam McLEAN	Honda 125 - Roy Hanna Motors	2:05.358	2.804	86.383	5	6
5	125R	18	Paul ROBINSON	Aprilia 125 - Stoneyford Concrete	2:05.489	2.935	86.293	5	6
6	125R	109	Neil KERNOHAN	Honda 125 - Logan Racing	2:09.595	7.041	83.559	3	4
7	125R	6	James KELLY	Honda 125 - William Dunlop	2:10.324	7.770	83.091	6	6
8	125R	33	Sam DUNLOP	Honda 125	2:10.593	8.039	82.920	6	6
9	125R	81	Derek CLARK	Honda 125 - Clark Racing	2:10.641	8.087	82.890	5	6
10	125R	44	Craig GIBSON	Honda 125 - Peter Simpson Construction	2:10.645	8.091	82.887	6	6
11	125R	14	Jack SANDS	Honda 125	2:12.028	9.474	82.019	3	6
12	125R	34	Sean LEONARD	Honda 125 - Leonard Coaches	2:12.495	9.941	81.730	5	5
13	125R	30	Melissa KENNEDY	Honda 125 - K.N.R.	2:17.852	15.298	78.554	4	6
14	125R	7	Sarah BOYES	Honda 125	2:20.690	18.136	76.969	3	3
15	125R	70	Stephen BOYES	Honda 125 - North Yorkshire RRSC	2:23.396	20.842	75.517	2	5
16	125R	15	Peter McKILLOP	Honda 125	2:25.944	23.390	74.198	3	5

Provisional result to be confirmed by the Stewards of the Meeting subject to completion of technical inspections & the time limit for protests

Page 1 / 1

Circuit	Armoyle	Signed		Organising Club	Armoyle MRRC
Length(miles)	3.0080		Chief Timekeeper	Qualifying Started	14:11
Weather	Sunny	Issued At:	14:47		
Track	Dry				



SGS International ARMOY ROAD RACE



MOTO 3 (125cc GP)
Moto 3 (125GP) Qualifying
Friday, 24 July 2015
DETAILED RESULT

Qualifying Classification

Position

1 22 Paul JORDAN

125R Behind **1.207**
 Best Time **2:02.554** Best Speed **88.359** On **4** Gp

Lap	Elapsed Time	Lap Time	Lap Speed
1	20:30.486	20:30.486	8.800
2	22:37.536	2:07.050	85.233
3	24:41.188	2:03.652	87.575
4	26:43.742	2:02.554	88.359
5	28:47.982	2:04.240	87.160

2 86 Nigel MOORE

125R Behind **1.207**
 Best Time **2:03.761** Best Speed **87.498** On **6** Gp

Lap	Elapsed Time	Lap Time	Lap Speed
1	2:54.884	2:54.884	61.920
2	20:31.006	17:36.122	10.253
3	22:37.970	2:06.964	85.290
4	24:42.417	2:04.447	87.015
5	26:47.012	2:04.595	86.912
6	28:50.773	2:03.761	87.498

3 156 Sam WILSON

125R Behind **1.882**
 Best Time **2:04.436** Best Speed **87.023** On **6** Gp

Lap	Elapsed Time	Lap Time	Lap Speed
1	2:41.951	2:41.951	66.865
2	20:35.040	17:53.089	10.091
3	22:41.156	2:06.116	85.864
4	24:45.855	2:04.699	86.840
5	26:50.615	2:04.760	86.797
6	28:55.051	2:04.436	87.023

4 56 Adam McLEAN

125R Behind **2.804**
 Best Time **2:05.358** Best Speed **86.383** On **5** Gp

Lap	Elapsed Time	Lap Time	Lap Speed
1	2:30.434	2:30.434	71.984
2	20:20.092	17:49.658	10.124
3	22:28.532	2:08.440	84.310
4	24:34.599	2:06.067	85.897
5	26:39.957	2:05.358	86.383
6	28:46.119	2:06.162	85.833

Qualifying Classification

Position

5 18 Paul ROBINSON

125R Behind **2.935**
 Best Time **2:05.489** Best Speed **86.293** On **5** Gp

Lap	Elapsed Time	Lap Time	Lap Speed
1	2:43.890	2:43.890	66.074
2	20:41.353	17:57.463	10.050
3	22:50.568	2:09.215	83.805
4	24:56.920	2:06.352	85.703
5	27:02.409	2:05.489	86.293
6	29:09.106	2:06.697	85.470

6 109 Neil KERNOHAN

125R Behind **7.041**
 Best Time **2:09.595** Best Speed **83.559** On **3** Gp

Lap	Elapsed Time	Lap Time	Lap Speed
1	2:54.525	2:54.525	62.047
2	20:21.162	17:26.637	10.346
3	22:30.757	2:09.595	83.559
4	24:41.082	2:10.325	83.091

7 6 James KELLY

125R Behind **7.770**
 Best Time **2:10.324** Best Speed **83.091** On **6** Gp

Lap	Elapsed Time	Lap Time	Lap Speed
1	2:43.560	2:43.560	66.207
2	20:44.996	18:01.436	10.013
3	23:02.614	2:17.618	78.687
4	25:16.643	2:14.029	80.794
5	27:28.856	2:12.213	81.904
6	29:39.180	2:10.324	83.091

8 33 Sam DUNLOP

125R Behind **8.039**
 Best Time **2:10.593** Best Speed **82.920** On **6** Gp

Lap	Elapsed Time	Lap Time	Lap Speed
1	2:43.043	2:43.043	66.417
2	20:40.208	17:57.165	10.053
3	22:53.685	2:13.477	81.129
4	25:07.027	2:13.342	81.211
5	27:18.407	2:11.380	82.424
6	29:29.000	2:10.593	82.920

SGS International ARMOY ROAD RACE



MOTO 3 (125cc GP) Moto 3 (125GP) Qualifying Friday, 24 July 2015 DETAILED RESULT

Qualifying Classification

Position

9 81 Derek CLARK

125R Behind **8.087**

Best Time **2:10.641** Best Speed **82.890** On **5** Gp

Lap	Elapsed Time	Lap Time	Lap Speed
1	2:47.024	2:47.024	64.834
2	20:38.264	17:51.240	10.109
3	22:50.032	2:11.768	82.181
4	25:01.860	2:11.828	82.143
5	27:12.501	2:10.641	82.890
6	29:23.741	2:11.240	82.511

10 44 Craig GIBSON

125R Behind **8.091**

Best Time **2:10.645** Best Speed **82.887** On **6** Gp

Lap	Elapsed Time	Lap Time	Lap Speed
1	2:33.371	2:33.371	70.605
2	20:35.065	18:01.694	10.011
3	22:47.564	2:12.499	81.727
4	24:59.604	2:12.040	82.012
5	27:10.902	2:11.298	82.475
6	29:21.547	2:10.645	82.887

11 14 Jack SANDS

125R Behind **9.474**

Best Time **2:12.028** Best Speed **82.019** On **3** Gp

Lap	Elapsed Time	Lap Time	Lap Speed
1	2:24.088	2:24.088	75.154
2	20:34.747	18:10.659	9.929
3	22:46.775	2:12.028	82.019
4	25:01.321	2:14.546	80.484
5	27:13.964	2:12.643	81.639
6	29:26.550	2:12.586	81.674

12 34 Sean LEONARD

125R Behind **9.941**

Best Time **2:12.495** Best Speed **81.730** On **5** Gp

Lap	Elapsed Time	Lap Time	Lap Speed
1	20:29.635	20:29.635	8.807
2	22:43.444	2:13.809	80.927
3	24:57.342	2:13.898	80.874
4	27:10.401	2:13.059	81.383
5	29:22.896	2:12.495	81.730

Qualifying Classification

Position

13 30 Melissa KENNEDY

125R Behind **15.298**

Best Time **2:17.852** Best Speed **78.554** On **4** Gp

Lap	Elapsed Time	Lap Time	Lap Speed
1	2:38.497	2:38.497	68.322
2	20:41.573	18:03.076	9.998
3	23:04.859	2:23.286	75.575
4	25:22.711	2:17.852	78.554
5	27:40.591	2:17.880	78.538
6	29:58.536	2:17.945	78.501

14 7 Sarah BOYES

125R Behind **18.136**

Best Time **2:20.690** Best Speed **76.969** On **3** Gp

Lap	Elapsed Time	Lap Time	Lap Speed
1	2:32.168	2:32.168	71.163
2	20:45.434	18:13.266	9.905
3	23:06.124	2:20.690	76.969

15 70 Stephen BOYES

125R Behind **20.842**

Best Time **2:23.396** Best Speed **75.517** On **2** Gp

Lap	Elapsed Time	Lap Time	Lap Speed
1	20:53.060	20:53.060	8.642
2	23:16.456	2:23.396	75.517
3	25:40.108	2:23.652	75.382
4	28:18.173	2:38.065	68.509
5	30:41.924	2:23.751	75.330

16 15 Peter McKILLOP

125R Behind **23.390**

Best Time **2:25.944** Best Speed **74.198** On **3** Gp

Lap	Elapsed Time	Lap Time	Lap Speed
1	2:31.831	2:31.831	71.321
2	20:40.524	18:08.693	9.947
3	23:06.468	2:25.944	74.198
4	26:20.192	3:13.724	55.898
5	28:48.196	2:28.004	73.166

SGS International ARMOY ROAD RACE

MOTO 3 (125cc GP)

Moto 3 (125GP) Qualifying

Friday, 24 July 2015



SPEED TRAP

Class	No/Name	Fastest	Lap 2	Lap 3	Lap 4	Lap 5	Lap 6	Lap 7	Lap 8	Lap 9	Lap 10	Lap 11	Lap 12	Lap 13
22	Paul JORDAN	127.0	120.8	126.0	127.0	125.7								
156	Sam WILSON	125.8	46.2	125.4	125.8	125.5	124.7							
18	Paul ROBINSON	121.8	17.5	118.0	117.9	121.8	121.3							
56	Adam McLEAN	121.5	0.3	117.3	121.0	121.1	121.5							
86	Nigel MOORE	121.2	24.1	119.1	121.2	120.0	119.4							
14	Jack SANDS	120.3	0.3	119.3	120.3	113.7	119.4							
44	Craig GIBSON	120.0	25.2	118.5	120.0	117.0	117.1							
34	Sean LEONARD	119.6	115.2	116.2	114.2	119.6								
6	James KELLY	119.2	30.6	118.9	119.2	118.3	118.7							
81	Derek CLARK	118.9	20.5	116.6	117.4	113.2	118.9							
33	Sam DUNLOP	118.3	18.2	117.3	117.7	118.2	118.3							
109	Neil KERNOHAN	117.2	1.5	117.2	114.8									
30	Melissa KENNEDY	116.9	38.3	108.6	115.1	116.9	114.5							
7	Sarah BOYES	116.8	35.3	116.8										
70	Stephen BOYES	108.5	108.5	103.9	101.8	104.8								
15	Peter McKILLOP	105.5	36.9	102.1	105.5	105.2								

SGS INTERNATIONAL ARMOY ROAD RACE

MOTO 3 (125cc GP)


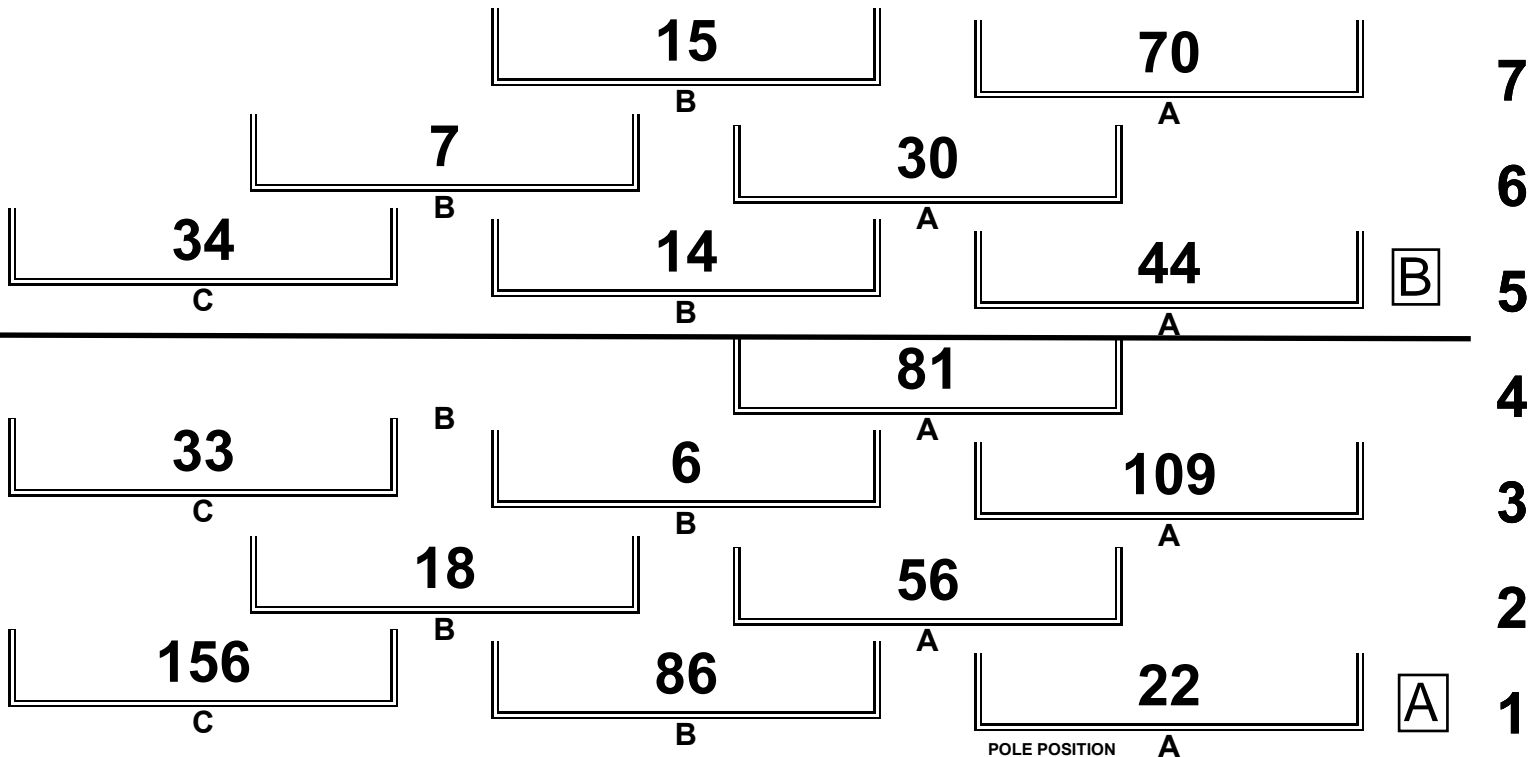
ArmoY 3.008 miles

R3: Molly's Bar & Restaurant Moto 3 (125cc GP)

25/07/2015 11:30

Race (7 Laps)

RACE 3 - MOTO 3 (125GP)



Promoted by ArmoY Motorcycle Road Racing Club

Orbits

Provisional result to be confirmed by the Stewards of the Meeting subject to the completion of technical inspections and the time limit for protests.

MCUI (Ulster Centre) Timing @ www.elaps-timing.com



Ride on
Delta
Seven

SGS International ARMOY ROAD RACE



MOTO 3 (125cc GP)

Race 3 - Molly's Bar & Restaurant Moto 3 (125GP)

Friday, 24 July 2015

Pos	Class	No	Name	Machine / Sponsor	Gp	Lap	Total Time	Behind	Speed	-----Best Lap-----		
										Time	Speed	On

Race Classification

1	125R	22	Paul JORDAN	Honda 125 - Paul Jordan Racing	a	7	14:27.171		87.413	2:02.435	88.445	2
2	125R	156	Sam WILSON	Honda 125 - Joey's Bar MCC	a	7	14:31.773	4.602	86.951	2:02.949	88.076	3
3	125R	86	Nigel MOORE	Honda 125	a	7	14:32.016	4.845	86.927	2:02.741	88.225	5
4	125R	56	Adam McLEAN	Honda 125 - Roy Hanna Motors	a	7	14:52.737	25.566	84.909	2:05.666	86.171	2
5	125R	33	Sam DUNLOP	Honda 125	a	7	15:04.644	37.473	83.792	2:07.159	85.160	7
6	125R	6	James KELLY	Honda 125 - James Delaney Racing	a	7	15:04.967	37.796	83.762	2:07.203	85.130	5
7	125R	109	Neil KERNOHAN	Honda 125 - Logan Racing	a	7	15:05.165	37.994	83.743	2:07.354	85.029	7
8	125R	34	Sean LEONARD	Honda 125 - Leonard Coaches	b	7	15:27.239	1:00.068	81.750	2:10.346	83.077	4
9	125R	81	Derek CLARK	Honda 125 - Clark Racing	a	7	15:29.027	1:01.856	81.592	2:10.705	82.849	6
10	125R	44	Craig GIBSON	Honda 125 - Peter Simpson Construction	b	7	15:31.322	1:04.151	81.391	2:10.492	82.984	6
11	125R	14	Jack SANDS	Honda 125	b	7	15:47.803	1:20.632	79.976	2:13.613	81.046	7
12	125R	7	Sarah BOYES	Honda 125	b	7	16:13.961	1:46.790	77.828	2:17.530	78.738	2
13	125R	70	Stephen BOYES	Honda 125 - North Yorkshire RRSC	b	6	14:14.264	1 Lap	76.057	2:19.825	77.445	6
14	125R	18	Paul ROBINSON	Aprilia 125 - Stoneyford Concrete	a	6	15:19.365	1 Lap	70.671	2:10.126	83.218	1

Fastest Lap


125R	22	Paul JORDAN	Honda 125 - Paul Jordan Racing	2:02.435	88.445	2
------	----	-------------	--------------------------------	----------	--------	---

Not Classified

DNF	125R	15	Peter McKILLOP	Honda 125	b	3	7:20.633		73.727	2:22.731	75.869	2
DNF	125R	30	Melissa KENNEDY	Honda 125 - K.N.R.	b	1	2:22.847		75.807	2:39.157	68.038	1

Provisional result to be confirmed by the Stewards of the Meeting subject to completion of technical inspections & the time limit for protests

Page 1 / 1

Circuit	Armoy	Signed		Organising Club	Armoy MRRC
Length(miles)	3.0080		Chief Timekeeper	Race Started	11:28
Weather	Bright	Issued At:	11:52	Gp Time Diff - b	16.31
Track	Dry				



SGS International ARMOY ROAD RACE

MOTO 3 (125cc GP)

Race 3 - Molly's Bar & Restaurant Moto 3 (125GP)

Friday, 24 July 2015

DETAILED RESULT



Race Classification

1 22 Paul JORDAN

Total Time **14:27.171** Avg Speed **87.413** Behind
Best Time **2:02.435** Best Speed **88.445** On **2** Gp **a**

Lap	Elapsed Time	Lap Time	Lap Speed
1	2:09.230	2:09.230	83.795
2	4:11.665	2:02.435	88.445
3	6:14.308	2:02.643	88.295
4	8:17.403	2:03.095	87.971
5	10:20.396	2:02.993	88.044
6	12:23.443	2:03.047	88.005
7	14:27.171	2:03.728	87.521

2 156 Sam WILSON

Total Time **14:31.773** Avg Speed **86.951** Behind **4.602**
Best Time **2:02.949** Best Speed **88.076** On **3** Gp **a**

Lap	Elapsed Time	Lap Time	Lap Speed
1	2:10.547	2:10.547	82.949
2	4:13.993	2:03.446	87.721
3	6:16.942	2:02.949	88.076
4	8:20.181	2:03.239	87.868
5	10:23.835	2:03.654	87.573
6	12:28.027	2:04.192	87.194
7	14:31.773	2:03.746	87.508

3 86 Nigel MOORE

Total Time **14:32.016** Avg Speed **86.927** Behind **4.845**
Best Time **2:02.741** Best Speed **88.225** On **5** Gp **a**

Lap	Elapsed Time	Lap Time	Lap Speed
1	2:10.238	2:10.238	83.146
2	4:14.377	2:04.139	87.231
3	6:17.727	2:03.350	87.789
4	8:21.219	2:03.492	87.688
5	10:23.960	2:02.741	88.225
6	12:28.114	2:04.154	87.221
7	14:32.016	2:03.902	87.398

Race Classification

4 56 Adam McLEAN

Total Time **14:52.737** Avg Speed **84.909** Behind **25.566**
Best Time **2:05.666** Best Speed **86.171** On **2** Gp **a**

Lap	Elapsed Time	Lap Time	Lap Speed
1	2:10.987	2:10.987	82.671
2	4:16.653	2:05.666	86.171
3	6:22.726	2:06.073	85.893
4	8:29.089	2:06.363	85.696
5	10:36.814	2:07.725	84.782
6	12:43.651	2:06.837	85.376
7	14:52.737	2:09.086	83.888

5 33 Sam DUNLOP

Total Time **15:04.644** Avg Speed **83.792** Behind **37.473**
Best Time **2:07.159** Best Speed **85.160** On **7** Gp **a**

Lap	Elapsed Time	Lap Time	Lap Speed
1	2:16.543	2:16.543	79.307
2	4:26.195	2:09.652	83.522
3	6:34.361	2:08.166	84.490
4	8:42.279	2:07.918	84.654
5	10:49.625	2:07.346	85.034
6	12:57.485	2:07.860	84.693
7	15:04.644	2:07.159	85.160

6 6 James KELLY

Total Time **15:04.967** Avg Speed **83.762** Behind **37.796**
Best Time **2:07.203** Best Speed **85.130** On **5** Gp **a**

Lap	Elapsed Time	Lap Time	Lap Speed
1	2:16.571	2:16.571	79.291
2	4:25.647	2:09.076	83.895
3	6:33.175	2:07.528	84.913
4	8:42.596	2:09.421	83.671
5	10:49.799	2:07.203	85.130
6	12:57.485	2:07.686	84.808
7	15:04.967	2:07.482	84.944

SGS International ARMOY ROAD RACE



MOTO 3 (125cc GP)

Race 3 - Molly's Bar & Restaurant Moto 3 (125GP)

Friday, 24 July 2015

DETAILED RESULT

Race Classification

7 109 Neil KERNOHAN

Total Time **15:05.165** Avg Speed **83.743** Behind **37.994**
 Best Time **2:07.354** Best Speed **85.029** On **7** Gp **a**

Lap	Elapsed Time	Lap Time	Lap Speed
1	2:15.746	2:15.746	79.773
2	4:24.859	2:09.113	83.871
3	6:33.486	2:08.627	84.188
4	8:41.975	2:08.489	84.278
5	10:49.775	2:07.800	84.732
6	12:57.811	2:08.036	84.576
7	15:05.165	2:07.354	85.029

8 34 Sean LEONARD

Total Time **15:27.239** Avg Speed **81.750** Behind **1:00.068**
 Best Time **2:10.346** Best Speed **83.077** On **4** Gp **b**

Lap	Elapsed Time	Lap Time	Lap Speed
1	2:19.724	2:19.724	77.501
2	4:32.739	2:13.015	81.410
3	6:44.186	2:11.447	82.381
4	8:54.532	2:10.346	83.077
5	11:04.948	2:10.416	83.033
6	13:15.607	2:10.659	82.878
7	15:27.239	2:11.632	82.266

9 81 Derek CLARK

Total Time **15:29.027** Avg Speed **81.592** Behind **1:01.856**
 Best Time **2:10.705** Best Speed **82.849** On **6** Gp **a**

Lap	Elapsed Time	Lap Time	Lap Speed
1	2:17.129	2:17.129	78.968
2	4:28.475	2:11.346	82.445
3	6:41.804	2:13.329	81.219
4	8:54.719	2:12.915	81.472
5	11:06.803	2:12.084	81.984
6	13:17.508	2:10.705	82.849
7	15:29.027	2:11.519	82.336

Race Classification

10 44 Craig GIBSON

Total Time **15:31.322** Avg Speed **81.391** Behind **1:04.151**
 Best Time **2:10.492** Best Speed **82.984** On **6** Gp **b**

Lap	Elapsed Time	Lap Time	Lap Speed
1	2:21.509	2:21.509	76.524
2	4:32.705	2:11.196	82.539
3	6:43.204	2:10.499	82.980
4	8:54.004	2:10.800	82.789
5	11:04.721	2:10.717	82.842
6	13:15.213	2:10.492	82.984
7	15:31.322	2:16.109	79.560

11 14 Jack SANDS

Total Time **15:47.803** Avg Speed **79.976** Behind **1:20.632**
 Best Time **2:13.613** Best Speed **81.046** On **7** Gp **b**

Lap	Elapsed Time	Lap Time	Lap Speed
1	2:22.870	2:22.870	75.795
2	4:37.217	2:14.347	80.603
3	6:51.368	2:14.151	80.721
4	9:05.634	2:14.266	80.652
5	11:20.264	2:14.630	80.434
6	13:34.190	2:13.926	80.857
7	15:47.803	2:13.613	81.046

12 7 Sarah BOYES

Total Time **16:13.961** Avg Speed **77.828** Behind **1:46.790**
 Best Time **2:17.530** Best Speed **78.738** On **2** Gp **b**

Lap	Elapsed Time	Lap Time	Lap Speed
1	2:23.435	2:23.435	75.496
2	4:40.965	2:17.530	78.738
3	6:59.629	2:18.664	78.094
4	9:18.927	2:19.298	77.738
5	11:37.324	2:18.397	78.244
6	13:55.449	2:18.125	78.399
7	16:13.961	2:18.512	78.180

13 70 Stephen BOYES

Total Time **14:14.264** Avg Speed **76.057** Behind **1 Lap**
 Best Time **2:19.825** Best Speed **77.445** On **6** Gp **b**

Lap	Elapsed Time	Lap Time	Lap Speed
1	2:31.028	2:31.028	71.701
2	4:51.326	2:20.298	77.184
3	7:12.614	2:21.288	76.643
4	9:33.652	2:21.038	76.779
5	11:54.439	2:20.787	76.916
6	14:14.264	2:19.825	77.445

SGS International ARMOY ROAD RACE

MOTO 3 (125cc GP)

Race 3 - Molly's Bar & Restaurant Moto 3 (125GP)

Friday, 24 July 2015

DETAILED RESULT



Race Classification

14 18 Paul ROBINSON

Total Time **15:19.365** Avg Speed **70.671** Behind **1 Lap**

Best Time **2:10.126** Best Speed **83.218** On **1** Gp **a**

Lap	Elapsed Time	Lap Time	Lap Speed
1	2:10.126	2:10.126	83.218
2	4:41.986	2:31.860	71.308
3	7:12.874	2:30.888	71.767
4	9:51.340	2:38.466	68.335
5	12:32.476	2:41.136	67.203
6	15:19.365	2:46.889	64.886

Not Classified

DNF 15 Peter McKILLOP

Total Time **7:20.633** Avg Speed **73.727** Behind

Best Time **2:22.731** Best Speed **75.869** On **2** Gp **b**

Lap	Elapsed Time	Lap Time	Lap Speed
1	2:32.416	2:32.416	71.048
2	4:55.147	2:22.731	75.869
3	7:20.633	2:25.486	74.432

DNF 30 Melissa KENNEDY

Total Time **2:22.847** Avg Speed **75.807** Behind

Best Time **2:39.157** Best Speed **68.038** On **1** Gp **b**

Lap	Elapsed Time	Lap Time	Lap Speed
1	2:22.847	2:22.847	75.807

SGS International ARMOY ROAD RACE

MOTO 3 (125cc GP)

Race 3 - Molly's Bar & Restaurant Moto 3 (125GP)

LAP CHART



1				
No	Name	Gp	Time of Day	Lap Time
22	Paul JORDAN	a	11:30:16.243	2:09.230
18	Paul ROBINSON	a	11:30:17.139	2:10.126
86	Nigel MOORE	a	11:30:17.251	2:10.238
156	Sam WILSON	a	11:30:17.560	2:10.547
56	Adam McLEAN	a	11:30:18.000	2:10.987
109	Neil KERNOHAN	a	11:30:22.759	2:15.746
33	Sam DUNLOP	a	11:30:23.556	2:16.543
6	James KELLY	a	11:30:23.584	2:16.571
81	Derek CLARK	a	11:30:24.142	2:17.129
34	Sean LEONARD	b	11:30:26.737	2:19.724
44	Craig GIBSON	b	11:30:28.522	2:21.509
30	Melissa KENNEDY	b	11:30:29.860	2:22.847
14	Jack SANDS	b	11:30:29.883	2:22.870
7	Sarah BOYES	b	11:30:30.448	2:23.435
70	Stephen BOYES	b	11:30:38.041	2:31.028
15	Peter McKILLOP	b	11:30:39.429	2:32.416

2				
No	Name	Gp	Time of Day	Lap Time
22	Paul JORDAN	a	11:32:18.678	2:02.435
156	Sam WILSON	a	11:32:21.006	2:03.446
86	Nigel MOORE	a	11:32:21.390	2:04.139
56	Adam McLEAN	a	11:32:23.666	2:05.666
109	Neil KERNOHAN	a	11:32:31.872	2:09.113
6	James KELLY	a	11:32:32.660	2:09.076
33	Sam DUNLOP	a	11:32:33.208	2:09.652
81	Derek CLARK	a	11:32:35.488	2:11.346
44	Craig GIBSON	b	11:32:39.718	2:11.196
34	Sean LEONARD	b	11:32:39.752	2:13.015
14	Jack SANDS	b	11:32:44.230	2:14.347
7	Sarah BOYES	b	11:32:47.978	2:17.530
18	Paul ROBINSON	a	11:32:48.999	2:31.860
70	Stephen BOYES	b	11:32:58.339	2:20.298
15	Peter McKILLOP	b	11:33:02.160	2:22.731

3				
No	Name	Gp	Time of Day	Lap Time
22	Paul JORDAN	a	11:34:21.321	2:02.643
156	Sam WILSON	a	11:34:23.955	2:02.949
86	Nigel MOORE	a	11:34:24.740	2:03.350
56	Adam McLEAN	a	11:34:29.739	2:06.073
6	James KELLY	a	11:34:40.188	2:07.528
109	Neil KERNOHAN	a	11:34:40.499	2:08.627
33	Sam DUNLOP	a	11:34:41.374	2:08.166
81	Derek CLARK	a	11:34:48.817	2:13.329
44	Craig GIBSON	b	11:34:50.217	2:10.499
34	Sean LEONARD	b	11:34:51.199	2:11.447
14	Jack SANDS	b	11:34:58.381	2:14.151
7	Sarah BOYES	b	11:35:06.642	2:18.664
70	Stephen BOYES	b	11:35:19.627	2:21.288
18	Paul ROBINSON	a	11:35:19.887	2:30.888
15	Peter McKILLOP	b	11:35:27.646	2:25.486

4				
No	Name	Gp	Time of Day	Lap Time
22	Paul JORDAN	a	11:36:24.416	2:03.095
156	Sam WILSON	a	11:36:27.194	2:03.239
86	Nigel MOORE	a	11:36:28.232	2:03.492
56	Adam McLEAN	a	11:36:36.102	2:06.363
109	Neil KERNOHAN	a	11:36:48.988	2:08.489
33	Sam DUNLOP	a	11:36:49.292	2:07.918
6	James KELLY	a	11:36:49.609	2:09.421
44	Craig GIBSON	b	11:37:01.017	2:10.800
34	Sean LEONARD	b	11:37:01.545	2:10.346
81	Derek CLARK	a	11:37:01.732	2:12.915
14	Jack SANDS	b	11:37:12.647	2:14.266
7	Sarah BOYES	b	11:37:25.940	2:19.298
70	Stephen BOYES	b	11:37:40.665	2:21.038
18	Paul ROBINSON	a	11:37:58.353	2:38.466

5				
No	Name	Gp	Time of Day	Lap Time
22	Paul JORDAN	a	11:38:27.409	2:02.993
156	Sam WILSON	a	11:38:30.848	2:03.654
86	Nigel MOORE	a	11:38:30.973	2:02.741
56	Adam McLEAN	a	11:38:43.827	2:07.725
33	Sam DUNLOP	a	11:38:56.638	2:07.346
109	Neil KERNOHAN	a	11:38:56.788	2:07.800
6	James KELLY	a	11:38:56.812	2:07.203
44	Craig GIBSON	b	11:39:11.734	2:10.717
34	Sean LEONARD	b	11:39:11.961	2:10.416
81	Derek CLARK	a	11:39:13.816	2:12.084
14	Jack SANDS	b	11:39:27.277	2:14.630
7	Sarah BOYES	b	11:39:44.337	2:18.397
70	Stephen BOYES	b	11:40:01.452	2:20.787
18	Paul ROBINSON	a	11:40:39.489	2:41.136

6				
No	Name	Gp	Time of Day	Lap Time
22	Paul JORDAN	a	11:40:30.456	2:03.047
156	Sam WILSON	a	11:40:35.040	2:04.192
86	Nigel MOORE	a	11:40:35.127	2:04.154
56	Adam McLEAN	a	11:40:50.664	2:06.837
6	James KELLY	a	11:41:04.498	2:07.686
33	Sam DUNLOP	a	11:41:04.498	2:07.860
109	Neil KERNOHAN	a	11:41:04.824	2:08.036
44	Craig GIBSON	b	11:41:22.226	2:10.492
34	Sean LEONARD	b	11:41:22.620	2:10.659
81	Derek CLARK	a	11:41:24.521	2:10.705
14	Jack SANDS	b	11:41:41.203	2:13.926
7	Sarah BOYES	b	11:42:02.462	2:18.125
70	Stephen BOYES	b	11:42:21.277	2:19.825
18	Paul ROBINSON	a	11:43:26.378	2:46.889

7				
No	Name	Gp	Time of Day	Lap Time
22	Paul JORDAN	a	11:42:34.184	2:03.728
156	Sam WILSON	a	11:42:38.786	2:03.746
86	Nigel MOORE	a	11:42:39.029	2:03.902
56	Adam McLEAN	a	11:42:59.750	2:09.086
33	Sam DUNLOP	a	11:43:11.657	2:07.159
6	James KELLY	a	11:43:11.980	2:07.482
109	Neil KERNOHAN	a	11:43:12.178	2:07.354
34	Sean LEONARD	b	11:43:34.252	2:11.632
81	Derek CLARK	a	11:43:36.040	2:11.519
44	Craig GIBSON	b	11:43:38.335	2:16.109
14	Jack SANDS	b	11:43:54.816	2:13.613
7	Sarah BOYES	b	11:44:20.974	2:18.512

SGS International ARMOY ROAD RACE

MOTO 3 (125cc GP)

Race 3 - Molly's Bar & Restaurant Moto 3 (125GP)

Friday, 24 July 2015



SPEED TRAP

Class	No/Nam	Fastest	Lap 2	Lap 3	Lap 4	Lap 5	Lap 6	Lap 7	Lap 8	Lap 9	Lap 10	Lap 11	Lap 12	Lap 13
125R	156 Sam WILSON	127.6	<u>127.6</u>	124.7	123.8	122.7	122.7	121.2						
125R	22 Paul JORDAN	126.0	125.8	<u>126.0</u>	123.9	120.4	121.0	120.2						
125R	56 Adam McLEAN	123.1	<u>123.1</u>	119.0	119.0	117.5	118.3	118.9						
125R	86 Nigel MOORE	122.8	<u>122.8</u>	121.1	120.4	119.7	122.7	118.9						
125R	6 James KELLY	122.0	121.7	<u>122.0</u>	121.7	121.0	120.7	120.9						
125R	33 Sam DUNLOP	121.3	120.4	<u>121.3</u>	120.2	119.8	118.8	116.8						
125R	34 Sean LEONARD	120.0	115.5	<u>120.0</u>	117.1	118.3	110.5	119.9						
125R	44 Craig GIBSON	119.9	<u>119.9</u>	118.2	118.2	116.9	114.7	118.0						
125R	14 Jack SANDS	118.9	116.9	<u>118.9</u>	118.3	115.6	116.1	114.4						
125R	7 Sarah BOYES	118.5	117.6	115.4	114.6	<u>118.5</u>	111.9	115.7						
125R	18 Paul ROBINSON	117.9	<u>117.9</u>	88.7	94.5	87.4	85.0							
125R	81 Derek CLARK	117.2	115.4	114.0	112.1	114.7	116.1	<u>117.2</u>						
125R	109 Neil KERNOHAN	115.9	115.8	112.7	114.5	112.0	112.0	<u>115.9</u>						
125R	70 Stephen BOYES	108.6	<u>108.6</u>	103.9	101.3	105.1	104.7							
125R	15 Peter McKILLOP	102.8	102.5	<u>102.8</u>										

ROAD RACE - IRISH MOTO 3 (125GP)

2015

Pos	No.	Name	Total	Diff	Gap	#1	#2	#3	#4	#5
						R1	R1	R1	R1	R1
1	22	Paul JORDAN	93	0	0	16	16	11	25	25
2	18	Paul ROBINSON	78	15	15	11	25	20	20	2
3	86	Nigel MOORE	72	21	6	20	20	x	16	16
4	109	Neil KERNOHAN	53	40	19	10	11	10	13	9
5	56	Adam McLEAN	51	42	2	13	x	25	x	13
6	156	Sam WILSON	45	48	6	25	x	x	x	20
7	33	Sam DUNLOP	30	63	15	8	x	x	11	11
8	34	Sean LEONARD	27	66	3	9	x	x	10	8
9	70	Stephen BOYES	26	67	1	3	7	6	7	3
10	7	Sarah BOYES	25	68	1	x	8	7	6	4
11	60	Jamie O'BRIEN	20	73	5	7	13	x	x	x
12	14	Jack SANDS	20	73	0	6	9	x	x	5
13	6	Sean O'NEILL	16	77	4	x	x	16	x	x
14	44	Craig GIBSON	15	78	1	x	x	9	x	6
15	72	Connor BEHAN	13	80	2	x	x	13	x	x
16	15	Peter McKILLOP	12	81	1	4	x	8	x	x
17	6	James KELLY	10	83	2	x	x	x	x	10
18	31	Shaun ANDERSON	10	83	0	x	10	x	x	x
19	81	Stephen LYND	9	84	1	x	x	x	9	x
20	30	Melissa KENNEDY	8	85	1	x	x	x	8	x
21	81	Derek CLARK	7	86	1	x	x	x	x	7
22	104	Jerry COLEMAN	5	88	2	x	x	5	x	x
23	17	Paul HEDISON	5	88	0	5	x	x	x	x

Event Legend

#1	24/04/2015	KDM HIRE COOKSTOWN 100	#4	03/07/2015	AXA Bikecare SKERRIES 100
#2	01/05/2015	AROUND A POUND TANDRAGEE 100	#5	24/07/2015	SGS INTERNATIONAL ARMOY ROAD RACE
#3	21/06/2015	CAROLE NASH KELLS ROAD RACE			

ROAD RACE - ULSTER MOTO 3 (125GP)

2015

Pos	No.	Name	Total	Diff	Gap	#1 #2 #3		
						R1	R1	R1
1	22	Paul JORDAN	57	0	0	16	16	25
2	86	Nigel MOORE	56	1	1	20	20	16
3	156	Sam WILSON	45	12	11	25	x	20
4	18	Paul ROBINSON	38	19	7	11	25	2
5	109	Neil KERNOHAN	30	27	8	10	11	9
6	56	Adam McLEAN	26	31	4	13	x	13
7	60	Jamie O'BRIEN	20	37	6	7	13	x
8	14	Jack SANDS	20	37	0	6	9	5
9	33	Sam DUNLOP	19	38	1	8	x	11
10	34	Sean LEONARD	17	40	2	9	x	8
11	70	Stephen BOYES	13	44	4	3	7	3
12	7	Sarah BOYES	12	45	1	x	8	4
13	6	James KELLY	10	47	2	x	x	10
14	31	Shaun ANDERSON	10	47	0	x	10	x
15	81	Derek CLARK	7	50	3	x	x	7
16	44	Craig GIBSON	6	51	1	x	x	6
17	17	Paul HEDISON	5	52	1	5	x	x
18	15	Peter McKILLOP	4	53	1	4	x	x

Event Legend

#1	24/04/2015	KDM HIRE COOKSTOWN 100	#3	24/07/2015	SGS INTERNATIONAL ARMOY ROAD RACE
#2	01/05/2015	AROUND A POUND TANDRAGEE 100			