



# ARMOY ROAD RACE

*The Race of Legends*

**Friday 24<sup>th</sup> & Saturday 25<sup>th</sup> July 2015**

promoted by  
**Armoyn Motorcycle Road Racing Club**  
[www.amrrc.com](http://www.amrrc.com)

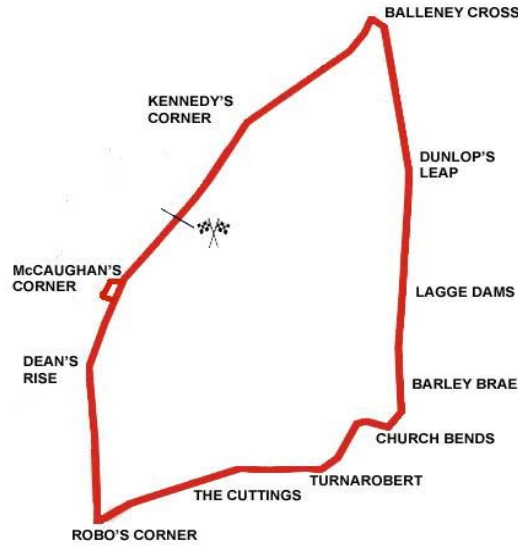
**SGS INTERNATIONAL  
GRAND FINAL**



**Causeway Coast and Glens  
Borough Council**



# Armoy Circuit 3.008 miles



## Lap Records

Class	Rider	Machine	m s	mph	Year
125cc	William Dunlop	Honda	2 02.397	88.473	2010
Moto 3	Christian Elkin	Honda 250	2 03.375	87.771	2014
Moto 450	Ryan Farquhar	Kawasaki	2 00.910	89.561	2011
250cc	Michael Sweeney	Honda	1 52.439	96.308	2013
Supersport 400	Andy Farrell	Kawasaki	1 59.400	90.693	2013
Supertwin	Jeremy McWilliams	Kawasaki 650	1 51.557	97.070	2013
Supersport	Michael Dunlop	Honda	1 44.939	103.191	2013
Superbike	Michael Dunlop	Honda	1 41.382	106.812	2013
Senior Support	Connor Behan	Kawasaki 636	1 50.783	97.748	2013
Junior Support	Mark Hanna	Kawasaki 650	1 54.969	94.189	2013
Classic 1000cc	Robert McCrum	Norton Weslake 950	2 06.649	85.502	2013
Classic 500cc	Richard Lambourne	Norton	2 10.738	82.828	2013
Classic 350cc	Keith Costello	Honda	2 15.054	80.181	2011
Classic 250cc	Kevin Strowger	Suzuki	2 18.625	78.116	2013

## MOST WINS at ARMOY ROAD RACE

Ryan Farquhar	11	2009-12	(450-3, Supertwin-4, Supersport-1, Superbike-3)
Michael Dunlop	11	2009-14	(125-1, 250-1, Supersport-2, Superbike-7)
William Dunlop	7	2010-14	(125-2, 250-3, Supersport-2)
Allan Brew	3	2009-13	(Classic 350-1, Classic 500-2)
Robert McCrum	3	2010-14	(Classic 1000-3)
Barry Davidson	3	2012-14	(Classic 350-3)
Dean Harrison	2	2010	(Junior Support-1, Senior Support-1)
Richard Ford	2	2011-12	(Classic 1000-2)
Philip Shaw	2	2010-14	(Classic 250-2)
Christian Elkin	2	2013-14	(Moto 3-2)
Guy Martin	2	2014	(Supersport-1, Superbike-1)

## ALL TIME IRISH ROAD RACE WINNERS (after the Race of the South 2015)

### Most Wins at All Irish Road Race Meetings

Ryan Farquhar	205	1995-15
Joey Dunlop	156	1971-00
Robert Dunlop	135	1980-08
Ray McCullough	109	1960-82
Phillip McCallen	109	1987-99
William Dunlop	107	2005-15
Michael Dunlop	89	2006-15
Brian Reid	78	1980-94
Darran Lindsay	74	1999-06
James Courtney	66	1992-99

# SGS International ARMOY ROAD RACE

## SUPERBIKE

### Superbike Group A Qualifying


Friday, 24 July 2015



Pos	Class	No	Name	Machine / Sponsor	----- Best Lap -----			On	Laps
					Time	Behind	Speed		
<b>Qualifying Classification</b>									
1	SBKR	3	Michael DUNLOP	BMW - MD Racing	1:45.730		102.419	4	5
2	SBKR	77	Ryan FARQUHAR	Kawasaki - SGS / Manx Gas by KMR	1:47.093	1.363	101.116	4	5
3	SBKR	97	Seamus ELLIOTT	Honda - Wilson Craig Racing	1:49.657	3.927	98.752	5	5
4	SBKR	61	John WALSH	BMW - Nolan Racing	1:51.208	5.478	97.374	4	5
5	SBKR	71	Davy MORGAN	Honda - Magic Bullet	1:51.901	6.171	96.771	3	5
6	SBKR	143	Colin STEPHENSON	Yamaha 600 - CS Tuning	1:52.470	6.740	96.282	5	5
7	SBKR	5	Thomas MAXWELL	Honda 600 - Cookstown BE Racing	1:53.605	7.875	95.320	5	5
8	SBKR	93	Paul CRANSTON	Suzuki - P & J Fuel Haulage	1:53.802	8.072	95.155	3	5
9	SBKR	109	Neil KERNOHAN	Yamaha 600 - Logan Racing	1:53.946	8.216	95.034	4	5
10	SBKR	23	Michal DOKOUPIL	Yamaha 600 - Das Trans	1:54.521	8.791	94.557	4	5
11	SBKR	75	Kevin FITZPATRICK	Suzuki 750 - Mongey Haulage	1:54.561	8.831	94.524	4	5
12	SBKR	19	Dave HEWSON	Yamaha 600 - Obsession Engineering	1:56.254	10.524	93.148	5	5
13	SBKR	99	Gavin LUPTON	Honda	1:56.659	10.929	92.824	4	5
14	SBKR	13	Seanie SMITH	Suzuki 750	1:58.173	12.443	91.635	3	5
15	SBKR	55	Scott CAMPBELL	Yamaha 600 - Ian Bell Motorcycles	1:58.990	13.260	91.006	5	5
16	SBKR	43	Stephen DEGNAN	Kawasaki	2:04.321	18.591	87.104	5	5
17	SBKR	57	Adrian LOGUE	Suzuki 600	2:05.735	20.005	86.124	4	5

Provisional result to be confirmed by the Stewards of the Meeting subject to completion of technical inspections & the time limit for protests

Page 1 / 1

Circuit	<b>Armoiy</b>	Signed		Organising Club	<b>Armoiy MRRC</b>
Length(miles)	<b>3.0080</b>		Chief Timekeeper	Qualifying Started	<b>15:47</b>
Weather	<b>Sunny</b>	Issued At:	16:04		
Track	<b>Dry</b>				



# SGS International ARMOY ROAD RACE

## SUPERBIKE

Superbike Group A Qualifying

Friday, 24 July 2015

## DETAILED RESULT



### Qualifying Classification

Position

#### **1** 3 Michael DUNLOP

SBKR Behind **1.363**  
Best Time **1:45.730** Best Speed **102.419** On **4** Gp

Lap	Elapsed Time	Lap Time	Lap Speed
1	2:53.446	2:53.446	62.433
2	4:56.022	2:02.576	88.344
3	6:50.490	1:54.468	94.601
4	8:36.220	1:45.730	102.419
5	10:23.779	1:47.559	100.678

#### **2** 77 Ryan FARQUHAR

SBKR Behind **1.363**  
Best Time **1:47.093** Best Speed **101.116** On **4** Gp

Lap	Elapsed Time	Lap Time	Lap Speed
1	1:54.975	1:54.975	94.184
2	3:44.143	1:49.168	99.194
3	5:31.602	1:47.459	100.771
4	7:18.695	1:47.093	101.116
5	9:06.260	1:47.565	100.672

#### **3** 97 Seamus ELLIOTT

SBKR Behind **3.927**  
Best Time **1:49.657** Best Speed **98.752** On **5** Gp

Lap	Elapsed Time	Lap Time	Lap Speed
1	2:15.961	2:15.961	79.646
2	4:08.941	1:52.980	95.847
3	5:58.937	1:49.996	98.447
4	7:49.548	1:50.611	97.900
5	9:39.205	1:49.657	98.752

#### **4** 61 John WALSH

SBKR Behind **5.478**  
Best Time **1:51.208** Best Speed **97.374** On **4** Gp

Lap	Elapsed Time	Lap Time	Lap Speed
1	1:59.134	1:59.134	90.896
2	3:51.677	1:52.543	96.219
3	5:43.523	1:51.846	96.819
4	7:34.731	1:51.208	97.374
5	9:29.353	1:54.622	94.474

### Qualifying Classification

Position

#### **5** 71 Davy MORGAN

SBKR Behind **6.171**  
Best Time **1:51.901** Best Speed **96.771** On **3** Gp

Lap	Elapsed Time	Lap Time	Lap Speed
1	2:13.685	2:13.685	81.002
2	4:08.770	1:55.085	94.094
3	6:00.671	1:51.901	96.771
4	7:53.790	1:53.119	95.729
5	9:46.634	1:52.844	95.963

#### **6** 143 Colin STEPHENSON

SBKR Behind **6.740**  
Best Time **1:52.470** Best Speed **96.282** On **5** Gp

Lap	Elapsed Time	Lap Time	Lap Speed
1	2:13.137	2:13.137	81.336
2	4:07.635	1:54.498	94.576
3	6:00.429	1:52.794	96.005
4	7:55.173	1:54.744	94.374
5	9:47.643	1:52.470	96.282

#### **7** 5 Thomas MAXWELL

SBKR Behind **7.875**  
Best Time **1:53.605** Best Speed **95.320** On **5** Gp

Lap	Elapsed Time	Lap Time	Lap Speed
1	2:00.708	2:00.708	89.711
2	3:54.457	1:53.749	95.199
3	5:48.505	1:54.048	94.949
4	7:42.680	1:54.175	94.844
5	9:36.285	1:53.605	95.320

#### **8** 93 Paul CRANSTON

SBKR Behind **8.072**  
Best Time **1:53.802** Best Speed **95.155** On **3** Gp

Lap	Elapsed Time	Lap Time	Lap Speed
1	2:09.792	2:09.792	83.432
2	4:05.174	1:55.382	93.852
3	5:58.976	1:53.802	95.155
4	7:54.926	1:55.950	93.392
5	9:49.853	1:54.927	94.223

# SGS International ARMOY ROAD RACE

## SUPERBIKE

Superbike Group A Qualifying

Friday, 24 July 2015

## DETAILED RESULT



### Qualifying Classification

Position

#### **9** 109 Neil KERNOHAN

SBKR Behind 8.216

Best Time **1:53.946** Best Speed **95.034** On 4 Gp

Lap	Elapsed Time	Lap Time	Lap Speed
1	2:18.517	2:18.517	78.177
2	4:15.060	1:56.543	92.917
3	6:10.299	1:55.239	93.968
4	8:04.245	1:53.946	95.034
5	9:59.064	1:54.819	94.312

### Qualifying Classification

Position

#### **13** 99 Gavin LUPTON

SBKR Behind 10.929

Best Time **1:56.659** Best Speed **92.824** On 4 Gp

Lap	Elapsed Time	Lap Time	Lap Speed
1	2:23.279	2:23.279	75.578
2	4:22.041	1:58.762	91.181
3	6:18.902	1:56.861	92.664
4	8:15.561	1:56.659	92.824
5	10:12.355	1:56.794	92.717

#### **10** 23 Michal DOKOUPIL

SBKR Behind 8.791

Best Time **1:54.521** Best Speed **94.557** On 4 Gp

Lap	Elapsed Time	Lap Time	Lap Speed
1	2:12.570	2:12.570	81.684
2	4:09.890	1:57.320	92.301
3	6:05.451	1:55.561	93.706
4	7:59.972	1:54.521	94.557
5	9:55.476	1:55.504	93.753

#### **14** 13 Seanie SMITH

SBKR Behind 12.443

Best Time **1:58.173** Best Speed **91.635** On 3 Gp

Lap	Elapsed Time	Lap Time	Lap Speed
1	2:31.509	2:31.509	71.473
2	4:32.291	2:00.782	89.656
3	6:30.464	1:58.173	91.635
4	8:30.052	1:59.588	90.551
5	10:28.395	1:58.343	91.504

#### **11** 75 Kevin FITZPATRICK

SBKR Behind 8.831

Best Time **1:54.561** Best Speed **94.524** On 4 Gp

Lap	Elapsed Time	Lap Time	Lap Speed
1	2:16.950	2:16.950	79.071
2	4:14.846	1:57.896	91.850
3	6:10.291	1:55.445	93.801
4	8:04.852	1:54.561	94.524
5	9:59.606	1:54.754	94.365

#### **15** 55 Scott CAMPBELL

SBKR Behind 13.260

Best Time **1:58.990** Best Speed **91.006** On 5 Gp

Lap	Elapsed Time	Lap Time	Lap Speed
1	2:21.642	2:21.642	76.452
2	4:24.007	2:02.365	88.496
3	6:25.156	2:01.149	89.384
4	8:24.817	1:59.661	90.496
5	10:23.807	1:58.990	91.006

#### **12** 19 Dave HEWSON

SBKR Behind 10.524

Best Time **1:56.254** Best Speed **93.148** On 5 Gp

Lap	Elapsed Time	Lap Time	Lap Speed
1	2:25.147	2:25.147	74.606
2	4:24.215	1:59.068	90.946
3	6:22.298	1:58.083	91.705
4	8:19.125	1:56.827	92.691
5	10:15.379	1:56.254	93.148

#### **16** 43 Stephen DEGNAN

SBKR Behind 18.591

Best Time **2:04.321** Best Speed **87.104** On 5 Gp

Lap	Elapsed Time	Lap Time	Lap Speed
1	2:18.274	2:18.274	78.314
2	4:22.638	2:04.364	87.073
3	6:28.503	2:05.865	86.035
4	8:33.346	2:04.843	86.739
5	10:37.667	2:04.321	87.104

# SGS International ARMOY ROAD RACE

## SUPERBIKE

Superbike Group A Qualifying

Friday, 24 July 2015

## DETAILED RESULT



### Qualifying Classification

Position

**17**

**57 Adrian LOGUE**

SBKR Behind **20.005**

Best Time **2:05.735** Best Speed **86.124** On **4** Gp

Lap	Elapsed Time	Lap Time	Lap Speed
1	2:41.382	2:41.382	67.100
2	4:50.623	2:09.241	83.788
3	6:56.871	2:06.248	85.774
4	9:02.606	2:05.735	86.124
5	11:08.657	2:06.051	85.908

# SGS International ARMOY ROAD RACE

## SUPERBIKE

### Superbike Group A Qualifying

Friday, 24 July 2015



## SPEED TRAP

Class	No/Name	Fastest	Lap 2	Lap 3	Lap 4	Lap 5	Lap 6	Lap 7	Lap 8	Lap 9	Lap 10	Lap 11	Lap 12	Lap 13
77	Ryan FARQUHAR	<b>156.3</b>	138.2	<u>156.3</u>	149.9	143.6								
3	Michael DUNLOP	<b>155.4</b>	130.8	148.0	<u>155.4</u>	154.5								
109	Neil KERNOHAN	<b>151.9</b>	125.5	133.7	<u>151.9</u>	140.1								
75	Kevin FITZPATRICK	<b>149.2</b>	146.3	146.8	<u>149.2</u>	145.0								
61	John WALSH	<b>148.7</b>	128.7	<u>148.7</u>	139.1	140.1								
97	Seamus ELLIOTT	<b>148.1</b>	141.7	145.2	145.6	<u>148.1</u>								
143	Colin STEPHENSON	<b>143.6</b>	125.8	<u>143.6</u>	139.5	141.1								
93	Paul CRANSTON	<b>142.5</b>	130.9	<u>142.5</u>	129.7	136.2								
5	Thomas MAXWELL	<b>141.9</b>	134.4	<u>141.9</u>	141.1	139.1								
71	Davy MORGAN	<b>139.2</b>	127.1	137.0	138.7	<u>139.2</u>								
13	Seanie SMITH	<b>139.0</b>	124.2	136.3	129.5	<u>139.0</u>								
43	Stephen DEGNAN	<b>138.3</b>	126.4	110.2	129.8	<u>138.3</u>								
55	Scott CAMPBELL	<b>137.5</b>	<u>137.5</u>	133.4	129.8	136.3								
19	Dave HEWSON	<b>134.9</b>	130.6	129.5	131.6	<u>134.9</u>								
23	Michal DOKOUPIL	<b>133.4</b>	119.6	125.8	<u>133.4</u>	126.9								
57	Adrian LOGUE	<b>130.5</b>	124.1	128.7	<u>130.5</u>	126.8								
99	Gavin LUPTON	<b>128.0</b>	118.7	<u>128.0</u>	121.7	125.2								

# SGS International ARMOY ROAD RACE

## SUPERBIKE

### Superbike Group B Qualifying


Friday, 24 July 2015



Pos	Class	No	Name	Machine / Sponsor	----- Best Lap -----			Laps	
					Time	Behind	Speed		
<b>Qualifying Classification</b>									
1	SBKR	6	William DUNLOP	BMW - Tyco BMW Motorrad Racing	1:43.646		104.479	4	5
2	SBKR	8	Guy MARTIN	BMW - Tyco BMW Motorrad Racing	1:44.708	1.062	103.419	6	6
3	SBKR	82	Derek SHEILS	Kawasaki - BikeBitsNI Racing	1:45.340	1.694	102.799	3	6
4	SBKR	12	Keith AMOR	BMW - Rig Deluge Road Racing	1:45.696	2.050	102.452	4	5
5	SBKR	86	Derek McGEE	Kawasaki - McGee Racing	1:47.262	3.616	100.957	3	5
6	SBKR	2	Dean HARRISON	Yamaha - Mar-Train Racing	1:48.772	5.126	99.555	2	2
7	SBKR	22	Paul JORDAN	Honda 600 - Moira MRC	1:50.393	6.747	98.093	4	5
8	SBKR	52	James COWTON	Honda 600 - Cowton Racing	1:51.571	7.925	97.057	4	5
9	SBKR	10	Andy LAWSON	Kawasaki - Shirlaw's Motorcycles	1:52.107	8.461	96.593	5	5
10	SBKR	96	Andy FARRELL	Yamaha 600 - N2K	1:52.528	8.882	96.232	5	5
11	SBKR	64	Stephen McKNIGHT	Honda	1:53.379	9.733	95.510	5	5
12	SBKR	26	Dennis BOOTH	Kawasaki	1:55.641	11.995	93.642	5	5
13	SBKR	78	Dean CAMPBELL	Suzuki	1:55.959	12.313	93.385	5	5
14	SBKR	38	Derek WILKIE	Triumph 675	2:01.590	17.944	89.060	3	5
15	SBKR	28	Paul GARTLAND	Suzuki 750	2:01.841	18.195	88.876	3	4
16	SBKR	46	Stephen WILSON	Suzuki 750 - Team Miserable	2:12.679	29.033	81.617	4	4

Provisional result to be confirmed by the Stewards of the Meeting subject to completion of technical inspections & the time limit for protests

Page 1 / 1

Circuit	<b>Armoyle</b>	Signed		Organising Club	<b>Armoyle MRRC</b>
Length(miles)	<b>3.0080</b>		Chief Timekeeper	Qualifying Started	<b>16:03</b>
Weather	<b>Sunny</b>	Issued At:	16:19		
Track	<b>Dry</b>				





# SGS International ARMOY ROAD RACE

## SUPERBIKE

Superbike Group B Qualifying

Friday, 24 July 2015

## DETAILED RESULT



### Qualifying Classification

Position

#### **1** 6 William DUNLOP

SBKR Behind **1.062**  
Best Time **1:43.646** Best Speed **104.479** On **4** Gp

Lap	Elapsed Time	Lap Time	Lap Speed
1	2:08.838	2:08.838	84.050
2	3:55.374	1:46.536	101.645
3	5:40.872	1:45.498	102.645
4	7:24.518	1:43.646	104.479
5	9:10.030	1:45.512	102.631

#### **2** 8 Guy MARTIN

SBKR Behind **1.062**  
Best Time **1:44.708** Best Speed **103.419** On **6** Gp

Lap	Elapsed Time	Lap Time	Lap Speed
1	1:53.468	1:53.468	95.435
2	3:40.845	1:47.377	100.848
3	5:26.559	1:45.714	102.435
4	7:12.505	1:45.946	102.211
5	9:00.296	1:47.791	100.461
6	10:45.004	1:44.708	103.419

#### **3** 82 Derek SHEILS

SBKR Behind **1.694**  
Best Time **1:45.340** Best Speed **102.799** On **3** Gp

Lap	Elapsed Time	Lap Time	Lap Speed
1	1:55.673	1:55.673	93.616
2	3:42.718	1:47.045	101.161
3	5:28.058	1:45.340	102.799
4	7:13.481	1:45.423	102.718
5	9:00.480	1:46.999	101.205
6	10:45.951	1:45.471	102.671

#### **4** 12 Keith AMOR

SBKR Behind **2.050**  
Best Time **1:45.696** Best Speed **102.452** On **4** Gp

Lap	Elapsed Time	Lap Time	Lap Speed
1	1:57.891	1:57.891	91.854
2	3:45.358	1:47.467	100.764
3	5:31.306	1:45.948	102.209
4	7:17.002	1:45.696	102.452
5	9:02.969	1:45.967	102.190

### Qualifying Classification

Position

#### **5** 86 Derek McGEE

SBKR Behind **3.616**  
Best Time **1:47.262** Best Speed **100.957** On **3** Gp

Lap	Elapsed Time	Lap Time	Lap Speed
1	2:00.439	2:00.439	89.911
2	3:47.962	1:47.523	100.711
3	5:35.224	1:47.262	100.957
4	7:22.690	1:47.466	100.765
5	9:10.837	1:48.147	100.130

#### **6** 2 Dean HARRISON

SBKR Behind **5.126**  
Best Time **1:48.772** Best Speed **99.555** On **2** Gp

Lap	Elapsed Time	Lap Time	Lap Speed
1	2:02.802	2:02.802	88.181
2	3:51.574	1:48.772	99.555

#### **7** 22 Paul JORDAN

SBKR Behind **6.747**  
Best Time **1:50.393** Best Speed **98.093** On **4** Gp

Lap	Elapsed Time	Lap Time	Lap Speed
1	2:30.206	2:30.206	72.093
2	4:25.086	1:54.880	94.262
3	6:15.934	1:50.848	97.691
4	8:06.327	1:50.393	98.093
5	9:59.160	1:52.833	95.972

#### **8** 52 James COWTON

SBKR Behind **7.925**  
Best Time **1:51.571** Best Speed **97.057** On **4** Gp

Lap	Elapsed Time	Lap Time	Lap Speed
1	2:13.670	2:13.670	81.011
2	4:05.895	1:52.225	96.492
3	5:57.474	1:51.579	97.051
4	7:49.045	1:51.571	97.057
5	9:40.726	1:51.681	96.962

# SGS International ARMOY ROAD RACE

## SUPERBIKE

Superbike Group B Qualifying

Friday, 24 July 2015

## DETAILED RESULT



### Qualifying Classification

Position

#### 9 10 Andy LAWSON

SBKR Behind 8.461

Best Time 1:52.107 Best Speed 96.593 On 5 Gp

Lap	Elapsed Time	Lap Time	Lap Speed
1	2:11.236	2:11.236	82.514
2	4:04.373	1:53.137	95.714
3	5:57.756	1:53.383	95.506
4	7:50.136	1:52.380	96.359
5	9:42.243	1:52.107	96.593

### Qualifying Classification

Position

#### 13 78 Dean CAMPBELL

SBKR Behind 12.313

Best Time 1:55.959 Best Speed 93.385 On 5 Gp

Lap	Elapsed Time	Lap Time	Lap Speed
1	2:28.470	2:28.470	72.936
2	4:27.906	1:59.436	90.666
3	6:24.938	1:57.032	92.529
4	8:22.498	1:57.560	92.113
5	10:18.457	1:55.959	93.385

#### 10 96 Andy FARRELL

SBKR Behind 8.882

Best Time 1:52.528 Best Speed 96.232 On 5 Gp

Lap	Elapsed Time	Lap Time	Lap Speed
1	2:13.605	2:13.605	81.051
2	4:09.964	1:56.359	93.064
3	6:02.738	1:52.774	96.022
4	7:56.083	1:53.345	95.538
5	9:48.611	1:52.528	96.232

#### 14 38 Derek WILKIE

SBKR Behind 17.944

Best Time 2:01.590 Best Speed 89.060 On 3 Gp

Lap	Elapsed Time	Lap Time	Lap Speed
1	2:31.364	2:31.364	71.541
2	4:35.466	2:04.102	87.257
3	6:37.056	2:01.590	89.060
4	8:39.957	2:02.901	88.110
5	10:42.335	2:02.378	88.486

#### 11 64 Stephen McKNIGHT

SBKR Behind 9.733

Best Time 1:53.379 Best Speed 95.510 On 5 Gp

Lap	Elapsed Time	Lap Time	Lap Speed
1	2:13.394	2:13.394	81.179
2	4:11.322	1:57.928	91.826
3	6:05.703	1:54.381	94.673
4	7:59.958	1:54.255	94.777
5	9:53.337	1:53.379	95.510

#### 15 28 Paul GARTLAND

SBKR Behind 18.195

Best Time 2:01.841 Best Speed 88.876 On 3 Gp

Lap	Elapsed Time	Lap Time	Lap Speed
1	2:28.237	2:28.237	73.051
2	5:03.884	2:35.647	69.573
3	7:05.725	2:01.841	88.876
4	9:08.966	2:03.241	87.867

#### 12 26 Dennis BOOTH

SBKR Behind 11.995

Best Time 1:55.641 Best Speed 93.642 On 5 Gp

Lap	Elapsed Time	Lap Time	Lap Speed
1	2:28.346	2:28.346	72.997
2	4:27.476	1:59.130	90.899
3	6:24.614	1:57.138	92.445
4	8:20.949	1:56.335	93.083
5	10:16.590	1:55.641	93.642

#### 16 46 Stephen WILSON

SBKR Behind 29.033

Best Time 2:12.679 Best Speed 81.617 On 4 Gp

Lap	Elapsed Time	Lap Time	Lap Speed
1	2:50.477	2:50.477	63.521
2	5:03.474	2:12.997	81.421
3	7:16.878	2:13.404	81.173
4	9:29.557	2:12.679	81.617

# SGS International ARMOY ROAD RACE

## SUPERBIKE

### Superbike Group B Qualifying

Friday, 24 July 2015



## SPEED TRAP

Class	No/Name	Fastest	Lap 2	Lap 3	Lap 4	Lap 5	Lap 6	Lap 7	Lap 8	Lap 9	Lap 10	Lap 11	Lap 12	Lap 13
6	William DUNLOP	<b>159.2</b>	148.0	<u>159.2</u>	155.5	157.9								
8	Guy MARTIN	<b>157.9</b>	150.8	153.8	153.6	<u>157.9</u>	157.2							
86	Derek McGEE	<b>152.9</b>	149.2	<u>152.9</u>	150.6	149.8								
64	Stephen McKNIGHT	<b>151.0</b>	137.6	149.4	<u>151.0</u>	131.9								
82	Derek SHEILS	<b>150.9</b>	146.0	150.5	<u>150.9</u>	<u>150.9</u>	142.4							
12	Keith AMOR	<b>150.2</b>	146.4	149.2	<u>150.2</u>	141.8								
22	Paul JORDAN	<b>148.7</b>	132.9	143.4	146.1	<u>148.7</u>								
10	Andy LAWSON	<b>145.6</b>	142.0	140.3	133.9	<u>145.6</u>								
96	Andy FARRELL	<b>144.6</b>	140.5	139.6	139.0	<u>144.6</u>								
2	Dean HARRISON	<b>143.2</b>	<u>143.2</u>											
38	Derek WILKIE	<b>142.7</b>	142.0	<u>142.7</u>	129.5	138.2								
78	Dean CAMPBELL	<b>139.8</b>	126.7	134.4	135.2	<u>139.8</u>								
52	James COWTON	<b>139.6</b>	134.6	<u>139.6</u>	135.0	137.0								
28	Paul GARTLAND	<b>137.4</b>	129.2	124.0	<u>137.4</u>									
26	Dennis BOOTH	<b>133.2</b>	125.6	<u>133.2</u>	130.1	131.8								
46	Stephen WILSON	<b>126.8</b>	118.4	<u>126.8</u>	115.6									

# SGS International ARMOY ROAD RACE

## SUPERBIKE Combined Qualifying




Pos	Class	No	Name	-----Best Time / Qual Laps-----		Overall Best Time / Speed / Total Qual Laps
				Session A	Session B	
1	SBKR	6	William DUNLOP	-----	1:43.646	1:43.646 104.479
2	SBKR	8	Guy MARTIN	-----	1:44.708	1:44.708 103.419
3	SBKR	82	Derek SHEILS	-----	1:45.340	1:45.340 102.799
4	SBKR	12	Keith AMOR	-----	1:45.696	1:45.696 102.452
5	SBKR	3	Michael DUNLOP	1:45.730	-----	1:45.730 102.419
6	SBKR	77	Ryan FARQUHAR	1:47.093	-----	1:47.093 101.116
7	SBKR	86	Derek McGEE	-----	1:47.262	1:47.262 100.957
8	SBKR	2	Dean HARRISON	-----	1:48.772	1:48.772 99.555
9	SBKR	97	Seamus ELLIOTT	1:49.657	-----	1:49.657 98.752
10	SBKR	22	Paul JORDAN	-----	1:50.393	1:50.393 98.093
11	SBKR	61	John WALSH	1:51.208	-----	1:51.208 97.374
12	SBKR	52	James COWTON	-----	1:51.571	1:51.571 97.057
13	SBKR	71	Davy MORGAN	1:51.901	-----	1:51.901 96.771
14	SBKR	10	Andy LAWSON	-----	1:52.107	1:52.107 96.593
15	SBKR	143	Colin STEPHENSON	1:52.470	-----	1:52.470 96.282
16	SBKR	96	Andy FARRELL	-----	1:52.528	1:52.528 96.232
17	SBKR	64	Stephen McKNIGHT	-----	1:53.379	1:53.379 95.510
18	SBKR	5	Thomas MAXWELL	1:53.605	-----	1:53.605 95.320
19	SBKR	93	Paul CRANSTON	1:53.802	-----	1:53.802 95.155
20	SBKR	109	Neil KERNOHAN	1:53.946	-----	1:53.946 95.034
21	SBKR	23	Michal DOKOUPIL	1:54.521	-----	1:54.521 94.557
22	SBKR	75	Kevin FITZPATRICK	1:54.561	-----	1:54.561 94.524
23	SBKR	26	Dennis BOOTH	-----	1:55.641	1:55.641 93.642
24	SBKR	78	Dean CAMPBELL	-----	1:55.959	1:55.959 93.385
25	SBKR	19	Dave HEWSON	1:56.254	-----	1:56.254 93.148
26	SBKR	99	Gavin LUPTON	1:56.659	-----	1:56.659 92.824
27	SBKR	13	Seanie SMITH	1:58.173	-----	1:58.173 91.635
28	SBKR	55	Scott CAMPBELL	1:58.990	-----	1:58.990 91.006
29	SBKR	38	Derek WILKIE	-----	2:01.590	2:01.590 89.060
30	SBKR	28	Paul GARTLAND	-----	2:01.841	2:01.841 88.876
31	SBKR	43	Stephen DEGNAN	2:04.321	-----	2:04.321 87.104
32	SBKR	57	Adrian LOGUE	2:05.735	-----	2:05.735 86.124
33	SBKR	46	Stephen WILSON	-----	2:12.679	2:12.679 81.617

Fastest 27 to Open Race 6

Provisional result to be confirmed by the Stewards of the Meeting subject to completion of technical inspections & the time limit for protests

Page 1 / 1

Circuit	<b>Armoey</b>	Signed	 Chief Timekeeper	Organising Club	<b>Armoey MRRC</b>
Length(miles)	<b>3.0080</b>	Issued At:			
Weather					
Track					



**SGS INTERNATIONAL ARMOY ROAD RACE**

SUPERBIKE

ArmoY 3.008 miles


R12: SGS International Race of Legends Grand Final

25/07/2015 16:30

Race (8 Laps)

**RACE 12 - RACE OF LEGENDS GRAND FINAL**

19	55	99		10
C	B	A		
23	93		C	9
B	A			
64	5	143		8
C	B	A		
10	71			7
B	A			
52	61	22	B	6
C	B	A		
2	97	77		5
C	B	A		
3	86	12		4
B	B	A		
82	8	6	A	3
C	B	A		
		POLE POSITION	A	2
				1



Promoted by ArmoY Motorcycle Road Racing Club

Orbits

Provisional result to be confirmed by the Stewards of the Meeting subject to the completion of technical inspections and the time limit for protests.

MCUI (Ulster Centre) Timing @ www.elaps-timing.com



**Ride on  
Delta  
Seven**

# SGS International ARMOY ROAD RACE

## SUPERBIKE

### Race 12 - SGS International Race of Legends

Saturday, 25 July 2015



Pos	Class	No	Name	Machine / Sponsor	Gp	Lap	Total Time	Behind	Speed	-----Best Lap----- Time Speed On	
-----	-------	----	------	-------------------	----	-----	------------	--------	-------	-------------------------------------	--

#### Race Classification

1	SBKR	3	Michael DUNLOP	BMW - MD Racing	a	6	10:22.762		104.330	1:41.626	106.555	5
2	SBKR	8	Guy MARTIN	BMW - Tyco BMW Motorrad Racing	a	6	10:25.235	2.473	103.917	1:42.480	105.667	4
3	SBKR	2	Dean HARRISON	Yamaha - Mar-Train Racing	a	6	10:33.072	10.310	102.631	1:43.831	104.293	3
4	SBKR	6	William DUNLOP	BMW - Tyco BMW Motorrad Racing	a	6	10:37.501	14.739	101.918	1:44.046	104.077	3
5	SBKR	86	Derek McGEE	Kawasaki - McGee Racing	a	6	10:59.372	36.610	98.537	1:45.154	102.980	2
6	SBKR	97	Seamus ELLIOTT	Honda - Wilson Craig Racing	a	6	11:04.495	41.733	97.778	1:49.201	99.164	3
7	SBKR	10	Andy LAWSON	Kawasaki 600 - Shirlaw's Motorcycles	b	6	11:07.753	44.991	97.301	1:49.779	98.642	5
8	SBKR	61	John WALSH	BMW - Nolan Racing	b	6	11:12.145	49.383	96.665	1:50.489	98.008	2
9	SBKR	71	Davy MORGAN	Honda - Magic Bullet	b	6	11:15.104	52.342	96.241	1:49.998	98.445	6
10	SBKR	5	Thomas MAXWELL	Honda 600 - Cookstown BE Racing	b	6	11:15.715	52.953	96.154	1:50.950	97.601	2
11	SBKR	96	Andy FARRELL	Yamaha 600 - N2K	b	6	11:22.247	59.485	95.234	1:51.859	96.808	3
12	SBKR	99	Gavin LUPTON	Honda	c	6	11:25.200	1:02.438	94.823	1:52.556	96.208	3
13	SBKR	93	Paul CRANSTON	Suzuki - P & J Fuel Haulage	c	6	11:33.315	1:10.553	93.713	1:54.418	94.642	3
14	SBKR	19	Dave HEWSON	Yamaha 600 - Obsession Engineering	c	6	11:34.165	1:11.403	93.598	1:54.145	94.869	4

#### Fastest Lap


SBKR	3	Michael DUNLOP	BMW - MD Racing	1:41.626	106.555	5
------	---	----------------	-----------------	----------	---------	---

#### Not Classified

DNF	SBKR	22	Paul JORDAN	Honda 600 - Moira MRC	b	3	5:38.220		96.051	1:50.445	98.047	2
-----	------	----	-------------	-----------------------	---	---	----------	--	--------	----------	--------	---

Provisional result to be confirmed by the Stewards of the Meeting subject to completion of technical inspections & the time limit for protests

Page 1 / 1

Circuit	<b>Armoey</b>	Signed		Organising Club	<b>Armoey MRRC</b>
Length(miles)	<b>3.0080</b>		Chief Timekeeper	Race Started	<b>18:27</b>
Weather	<b>Bright</b>	Issued At:	18:45	Gp Time Diff - b	<b>14.72 / c 30.18</b>
Track	<b>Dry</b>				



# SGS International ARMOY ROAD RACE

## SUPERBIKE

Race 12 - SGS International Race of Legends

Saturday, 25 July 2015

## DETAILED RESULT



### Race Classification

#### **1** 3 Michael DUNLOP

Total Time **10:22.762** Avg Speed **104.330** Behind  
Best Time **1:41.626** Best Speed **106.555** On **5** Gp **a**

Lap	Elapsed Time	Lap Time	Lap Speed
1	1:49.490	1:49.490	98.902
2	3:33.910	1:44.420	103.704
3	5:17.397	1:43.487	104.639
4	6:59.498	1:42.101	106.060
5	8:41.124	1:41.626	106.555
6	10:22.762	1:41.638	106.543

#### **2** 8 Guy MARTIN

Total Time **10:25.235** Avg Speed **103.917** Behind **2.473**  
Best Time **1:42.480** Best Speed **105.667** On **4** Gp **a**

Lap	Elapsed Time	Lap Time	Lap Speed
1	1:49.270	1:49.270	99.101
2	3:33.336	1:44.066	104.057
3	5:17.396	1:44.060	104.063
4	6:59.876	1:42.480	105.667
5	8:42.489	1:42.613	105.530
6	10:25.235	1:42.746	105.394

#### **3** 2 Dean HARRISON

Total Time **10:33.072** Avg Speed **102.631** Behind **10.310**  
Best Time **1:43.831** Best Speed **104.293** On **3** Gp **a**

Lap	Elapsed Time	Lap Time	Lap Speed
1	1:51.139	1:51.139	97.435
2	3:36.194	1:45.055	103.077
3	5:20.025	1:43.831	104.293
4	7:04.311	1:44.286	103.838
5	8:49.089	1:44.778	103.350
6	10:33.072	1:43.983	104.140

#### **4** 6 William DUNLOP

Total Time **10:37.501** Avg Speed **101.918** Behind **14.739**  
Best Time **1:44.046** Best Speed **104.077** On **3** Gp **a**

Lap	Elapsed Time	Lap Time	Lap Speed
1	1:49.423	1:49.423	98.963
2	3:34.789	1:45.366	102.773
3	5:18.835	1:44.046	104.077
4	7:04.720	1:45.885	102.269
5	8:51.445	1:46.725	101.465
6	10:37.501	1:46.056	102.105

### Race Classification

#### **5** 86 Derek McGEE

Total Time **10:59.372** Avg Speed **98.537** Behind **36.610**  
Best Time **1:45.154** Best Speed **102.980** On **2** Gp **a**

Lap	Elapsed Time	Lap Time	Lap Speed
1	1:50.967	1:50.967	97.586
2	3:36.121	1:45.154	102.980
3	5:24.716	1:48.595	99.717
4	7:13.919	1:49.203	99.162
5	9:05.194	1:51.275	97.316
6	10:59.372	1:54.178	94.841

#### **6** 97 Seamus ELLIOTT

Total Time **11:04.495** Avg Speed **97.778** Behind **41.733**  
Best Time **1:49.201** Best Speed **99.164** On **3** Gp **a**

Lap	Elapsed Time	Lap Time	Lap Speed
1	1:55.710	1:55.710	93.586
2	3:45.295	1:49.585	98.816
3	5:34.496	1:49.201	99.164
4	7:25.342	1:50.846	97.692
5	9:14.816	1:49.474	98.917
6	11:04.495	1:49.679	98.732

#### **7** 10 Andy LAWSON

Total Time **11:07.753** Avg Speed **97.301** Behind **44.991**  
Best Time **1:49.779** Best Speed **98.642** On **5** Gp **b**

Lap	Elapsed Time	Lap Time	Lap Speed
1	1:55.435	1:55.435	93.809
2	3:46.853	1:51.418	97.191
3	5:37.098	1:50.245	98.225
4	7:27.335	1:50.237	98.232
5	9:17.114	1:49.779	98.642
6	11:07.753	1:50.639	97.875

#### **8** 61 John WALSH

Total Time **11:12.145** Avg Speed **96.665** Behind **49.383**  
Best Time **1:50.489** Best Speed **98.008** On **2** Gp **b**

Lap	Elapsed Time	Lap Time	Lap Speed
1	1:56.587	1:56.587	92.882
2	3:47.076	1:50.489	98.008
3	5:38.103	1:51.027	97.533
4	7:29.130	1:51.027	97.533
5	9:20.111	1:50.981	97.573
6	11:12.145	1:52.034	96.656

# SGS International ARMOY ROAD RACE

## SUPERBIKE

### Race 12 - SGS International Race of Legends

Saturday, 25 July 2015

## DETAILED RESULT



### Race Classification

#### **9** 71 Davy MORGAN

Total Time **11:15.104** Avg Speed **96.241** Behind **52.342**  
Best Time **1:49.998** Best Speed **98.445** On **6** Gp **b**

Lap	Elapsed Time	Lap Time	Lap Speed
1	1:59.809	1:59.809	90.384
2	3:51.461	1:51.652	96.987
3	5:43.356	1:51.895	96.776
4	7:34.763	1:51.407	97.200
5	9:25.106	1:50.343	98.138
6	11:15.104	1:49.998	98.445

### Race Classification

#### **13** 93 Paul CRANSTON

Total Time **11:33.315** Avg Speed **93.713** Behind **1:10.553**  
Best Time **1:54.418** Best Speed **94.642** On **3** Gp **c**

Lap	Elapsed Time	Lap Time	Lap Speed
1	2:00.108	2:00.108	90.159
2	3:55.186	1:55.078	94.100
3	5:49.604	1:54.418	94.642
4	7:44.032	1:54.428	94.634
5	9:38.708	1:54.676	94.430
6	11:33.315	1:54.607	94.486

#### **10** 5 Thomas MAXWELL

Total Time **11:15.715** Avg Speed **96.154** Behind **52.953**  
Best Time **1:50.950** Best Speed **97.601** On **2** Gp **b**

Lap	Elapsed Time	Lap Time	Lap Speed
1	1:57.683	1:57.683	92.017
2	3:48.633	1:50.950	97.601
3	5:40.005	1:51.372	97.231
4	7:31.555	1:51.550	97.076
5	9:23.423	1:51.868	96.800
6	11:15.715	1:52.292	96.434

#### **14** 19 Dave HEWSON

Total Time **11:34.165** Avg Speed **93.598** Behind **1:11.403**  
Best Time **1:54.145** Best Speed **94.869** On **4** Gp **c**

Lap	Elapsed Time	Lap Time	Lap Speed
1	2:01.928	2:01.928	88.813
2	3:56.756	1:54.828	94.305
3	5:51.121	1:54.365	94.686
4	7:45.266	1:54.145	94.869
5	9:39.568	1:54.302	94.738
6	11:34.165	1:54.597	94.495

#### **11** 96 Andy FARRELL

Total Time **11:22.247** Avg Speed **95.234** Behind **59.485**  
Best Time **1:51.859** Best Speed **96.808** On **3** Gp **b**

Lap	Elapsed Time	Lap Time	Lap Speed
1	1:58.883	1:58.883	91.088
2	3:51.409	1:52.526	96.234
3	5:43.268	1:51.859	96.808
4	7:36.182	1:52.914	95.903
5	9:29.050	1:52.868	95.942
6	11:22.247	1:53.197	95.663

### Not Classified

#### **DNF** 22 Paul JORDAN

Total Time **5:38.220** Avg Speed **96.051** Behind  
Best Time **1:50.445** Best Speed **98.047** On **2** Gp **b**

Lap	Elapsed Time	Lap Time	Lap Speed
1	1:56.317	1:56.317	93.097
2	3:46.762	1:50.445	98.047
3	5:38.220	1:51.458	97.156

#### **12** 99 Gavin LUPTON

Total Time **11:25.200** Avg Speed **94.823** Behind **1:02.438**  
Best Time **1:52.556** Best Speed **96.208** On **3** Gp **c**

Lap	Elapsed Time	Lap Time	Lap Speed
1	2:00.247	2:00.247	90.055
2	3:53.227	1:52.980	95.847
3	5:45.783	1:52.556	96.208
4	7:38.384	1:52.601	96.170
5	9:32.026	1:53.642	95.289
6	11:25.200	1:53.174	95.683



# SGS International ARMOY ROAD RACE

## SUPERBIKE

### Race 12 - SGS International Race of Legends

## LAP CHART



1					3					5				
No	Name	Gp	Time of Day	Lap Time	No	Name	Gp	Time of Day	Lap Time	No	Name	Gp	Time of Day	Lap Time
8	Guy MARTIN	a	18:29:39.464	1:49.270	8	Guy MARTIN	a	18:33:07.590	1:44.060	3	Michael DUNLOP	a	18:36:31.318	1:41.626
6	William DUNLOP	a	18:29:39.617	1:49.423	3	Michael DUNLOP	a	18:33:07.591	1:43.487	8	Guy MARTIN	a	18:36:32.683	1:42.613
3	Michael DUNLOP	a	18:29:39.684	1:49.490	6	William DUNLOP	a	18:33:09.029	1:44.046	2	Dean HARRISON	a	18:36:39.283	1:44.778
86	Derek McGEE	a	18:29:41.161	1:50.967	2	Dean HARRISON	a	18:33:10.219	1:43.831	6	William DUNLOP	a	18:36:41.639	1:46.725
2	Dean HARRISON	a	18:29:41.333	1:51.139	86	Derek McGEE	a	18:33:14.910	1:48.595	86	Derek McGEE	a	18:36:55.388	1:51.275
10	Andy LAWSON	b	18:29:45.629	1:55.435	97	Seamus ELLIOTT	a	18:33:24.690	1:49.201	97	Seamus ELLIOTT	a	18:37:05.010	1:49.474
97	Seamus ELLIOTT	a	18:29:45.904	1:55.710	10	Andy LAWSON	b	18:33:27.292	1:50.245	10	Andy LAWSON	b	18:37:07.308	1:49.779
22	Paul JORDAN	b	18:29:46.511	1:56.317	61	John WALSH	b	18:33:28.297	1:51.027	61	John WALSH	b	18:37:10.305	1:50.981
61	John WALSH	b	18:29:46.781	1:56.587	22	Paul JORDAN	b	18:33:28.414	1:51.458	5	Thomas MAXWELL	b	18:37:13.617	1:51.868
5	Thomas MAXWELL	b	18:29:47.877	1:57.683	5	Thomas MAXWELL	b	18:33:30.199	1:51.372	71	Davy MORGAN	b	18:37:15.300	1:50.343
96	Andy FARRELL	b	18:29:49.077	1:58.883	96	Andy FARRELL	b	18:33:33.462	1:51.859	96	Andy FARRELL	b	18:37:19.244	1:52.868
71	Davy MORGAN	b	18:29:50.003	1:59.809	71	Davy MORGAN	b	18:33:33.550	1:51.895	99	Gavin LUPTON	c	18:37:22.220	1:53.642
93	Paul CRANSTON	c	18:29:50.302	2:00.108	99	Gavin LUPTON	c	18:33:35.977	1:52.556	93	Paul CRANSTON	c	18:37:28.902	1:54.676
99	Gavin LUPTON	c	18:29:50.441	2:00.247	93	Paul CRANSTON	c	18:33:39.798	1:54.418	19	Dave HEWSON	c	18:37:29.762	1:54.302
19	Dave HEWSON	c	18:29:52.122	2:01.928	19	Dave HEWSON	c	18:33:41.315	1:54.365					

2					4					6				
No	Name	Gp	Time of Day	Lap Time	No	Name	Gp	Time of Day	Lap Time	No	Name	Gp	Time of Day	Lap Time
8	Guy MARTIN	a	18:31:23.530	1:44.066	3	Michael DUNLOP	a	18:34:49.692	1:42.101	3	Michael DUNLOP	a	18:38:12.956	1:41.638
3	Michael DUNLOP	a	18:31:24.104	1:44.420	8	Guy MARTIN	a	18:34:50.070	1:42.480	8	Guy MARTIN	a	18:38:15.429	1:42.746
6	William DUNLOP	a	18:31:24.983	1:45.366	2	Dean HARRISON	a	18:34:54.505	1:44.286	2	Dean HARRISON	a	18:38:23.266	1:43.983
86	Derek McGEE	a	18:31:26.315	1:45.154	6	William DUNLOP	a	18:34:54.914	1:45.885	6	William DUNLOP	a	18:38:27.695	1:46.056
2	Dean HARRISON	a	18:31:26.388	1:45.055	86	Derek McGEE	a	18:35:04.113	1:49.203	86	Derek McGEE	a	18:38:49.566	1:54.178
97	Seamus ELLIOTT	a	18:31:35.489	1:49.585	97	Seamus ELLIOTT	a	18:35:15.536	1:50.846	97	Seamus ELLIOTT	a	18:38:54.689	1:49.679
22	Paul JORDAN	b	18:31:36.956	1:50.445	10	Andy LAWSON	b	18:35:17.529	1:50.237	10	Andy LAWSON	b	18:38:57.947	1:50.639
10	Andy LAWSON	b	18:31:37.047	1:51.418	61	John WALSH	b	18:35:19.324	1:51.027	61	John WALSH	b	18:39:02.339	1:52.034
61	John WALSH	b	18:31:37.270	1:50.489	5	Thomas MAXWELL	b	18:35:21.749	1:51.550	71	Davy MORGAN	b	18:39:05.298	1:49.998
5	Thomas MAXWELL	b	18:31:38.827	1:50.950	71	Davy MORGAN	b	18:35:24.957	1:51.407	5	Thomas MAXWELL	b	18:39:05.909	1:52.292
96	Andy FARRELL	b	18:31:41.603	1:52.526	96	Andy FARRELL	b	18:35:26.376	1:52.914	96	Andy FARRELL	b	18:39:12.441	1:53.197
71	Davy MORGAN	b	18:31:41.655	1:51.652	99	Gavin LUPTON	c	18:35:28.578	1:52.601	99	Gavin LUPTON	c	18:39:15.394	1:53.174
99	Gavin LUPTON	c	18:31:43.421	1:52.980	93	Paul CRANSTON	c	18:35:34.226	1:54.428	93	Paul CRANSTON	c	18:39:23.509	1:54.607
93	Paul CRANSTON	c	18:31:45.380	1:55.078	19	Dave HEWSON	c	18:35:35.460	1:54.145	19	Dave HEWSON	c	18:39:24.359	1:54.597
19	Dave HEWSON	c	18:31:46.950	1:54.828										

# SGS International ARMOY ROAD RACE

## SUPERBIKE

### Race 12 - SGS International Race of Legends

Saturday, 25 July 2015



## SPEED TRAP

Class	No/Nam	Fastest	Lap 2	Lap 3	Lap 4	Lap 5	Lap 6	Lap 7	Lap 8	Lap 9	Lap 10	Lap 11	Lap 12	Lap 13
SBK	3 Michael DUNLOP	<b>164.0</b>	154.0	151.0	158.4	163.2	<u>164.0</u>							
SBK	2 Dean HARRISON	<b>162.0</b>	156.7	159.8	<u>162.0</u>	158.1	160.1							
SBK	8 Guy MARTIN	<b>160.8</b>	160.6	154.8	149.8	159.0	<u>160.8</u>							
SBK	86 Derek McGEE	<b>156.7</b>	<u>156.7</u>	156.6	154.0	145.5	140.8							
SBK	6 William DUNLOP	<b>155.1</b>	<u>155.1</u>	154.2	149.5	153.2	154.9							
SBK	97 Seamus ELLIOTT	<b>152.0</b>	150.1	149.2	<u>152.0</u>	147.6	150.8							
SBK	10 Andy LAWSON	<b>150.2</b>	146.1	147.1	148.7	<u>150.2</u>	<u>150.2</u>							
SBK	71 Davy MORGAN	<b>144.8</b>	139.8	137.5	136.8	<u>144.8</u>	137.8							
SBK	61 John WALSH	<b>144.7</b>	134.2	133.1	139.4	<u>144.7</u>	141.8							
SBK	96 Andy FARRELL	<b>144.3</b>	136.6	141.4	142.5	<u>144.3</u>	141.1							
SBK	22 Paul JORDAN	<b>142.7</b>	139.0	<u>142.7</u>										
SBK	5 Thomas MAXWELL	<b>142.5</b>	137.6	<u>142.5</u>	<u>142.5</u>	142.0	141.3							
SBK	19 Dave HEWSON	<b>141.3</b>	136.7	<u>141.3</u>	136.1	136.6	134.4							
SBK	99 Gavin LUPTON	<b>140.3</b>	133.0	135.4	137.2	<u>140.3</u>	133.4							
SBK	93 Paul CRANSTON	<b>136.2</b>	<u>136.2</u>	135.9	132.0	132.5	135.4							