



ARMOY ROAD RACE

The Race of Legends

Friday 24th & Saturday 25th July 2015

promoted by
Armoy Motorcycle Road Racing Club
www.amrrc.com

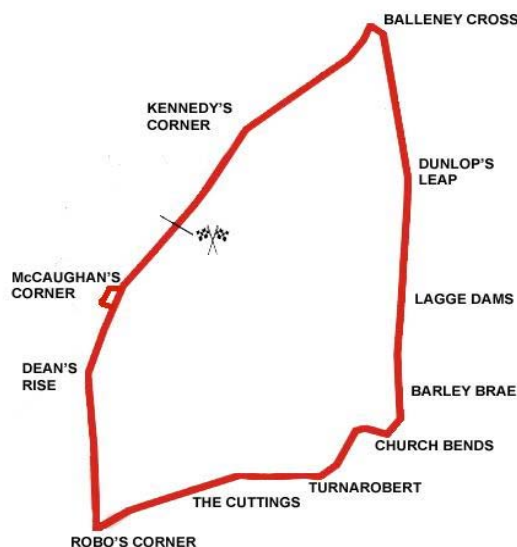
First Printing
SUPERSPORT



Causeway Coast and Glens
Borough Council



Armoy Circuit 3.008 miles



Lap Records

Class	Rider	Machine	m s	mph	Year
125cc	William Dunlop	Honda	2 02.397	88.473	2010
Moto 3	Christian Elkin	Honda 250	2 03.375	87.771	2014
Moto 450	Ryan Farquhar	Kawasaki	2 00.910	89.561	2011
250cc	Michael Sweeney	Honda	1 52.439	96.308	2013
Supersport 400	Andy Farrell	Kawasaki	1 59.400	90.693	2013
Supertwin	Jeremy McWilliams	Kawasaki 650	1 51.557	97.070	2013
Supersport	Michael Dunlop	Honda	1 44.939	103.191	2013
Superbike	Michael Dunlop	Honda	1 41.382	106.812	2013
Senior Support	Connor Behan	Kawasaki 636	1 50.783	97.748	2013
Junior Support	Mark Hanna	Kawasaki 650	1 54.969	94.189	2013
Classic 1000cc	Robert McCrum	Norton Weslake 950	2 06.649	85.502	2013
Classic 500cc	Richard Lambourne	Norton	2 10.738	82.828	2013
Classic 350cc	Keith Costello	Honda	2 15.054	80.181	2011
Classic 250cc	Kevin Strowger	Suzuki	2 18.625	78.116	2013

MOST WINS at ARMOY ROAD RACE

Ryan Farquhar	11	2009-12	(450-3, Supertwin-4, Supersport-1, Superbike-3)
Michael Dunlop	11	2009-14	(125-1, 250-1, Supersport-2, Superbike-7)
William Dunlop	7	2010-14	(125-2, 250-3, Supersport-2)
Allan Brew	3	2009-13	(Classic 350-1, Classic 500-2)
Robert McCrum	3	2010-14	(Classic 1000-3)
Barry Davidson	3	2012-14	(Classic 350-3)
Dean Harrison	2	2010	(Junior Support-1, Senior Support-1)
Richard Ford	2	2011-12	(Classic 1000-2)
Philip Shaw	2	2010-14	(Classic 250-2)
Christian Elkin	2	2013-14	(Moto 3-2)
Guy Martin	2	2014	(Supersport-1, Superbike-1)

ALL TIME IRISH ROAD RACE WINNERS (after the Race of the South 2015)

Most Wins at All Irish Road Race Meetings

Ryan Farquhar	205	1995-15
Joey Dunlop	156	1971-00
Robert Dunlop	135	1980-08
Ray McCullough	109	1960-82
Phillip McCallen	109	1987-99
William Dunlop	107	2005-15
Michael Dunlop	89	2006-15
Brian Reid	78	1980-94
Darran Lindsay	74	1999-06
James Courtney	66	1992-99

SGS International ARMOY ROAD RACE

SUPERSPORT

Supersport Group A Qualifying


Friday, 24 July 2015



Pos	Class	No	Name	Machine / Sponsor	----- Best Lap -----			On	Laps
					Time	Behind	Speed		
Qualifying Classification									
1	SSPR	9	Guy MARTIN	Suzuki - Tyco by TAS Racing	1:47.576		100.662	4	5
2	SSPR	97	Seamus ELLIOTT	Honda - Wilson Craig Racing	1:49.953	2.377	98.486	5	5
3	SSPR	143	Colin STEPHENSON	Yamaha - CS Tuning	1:52.528	4.952	96.232	4	5
4	SSPR	71	Davy MORGAN	Yamaha - Magic Bullet	1:52.708	5.132	96.078	3	5
5	SSPR	53	Billy REDMAYNE	Honda	1:53.134	5.558	95.717	4	5
6	SSPR	5	Thomas MAXWELL	Honda - Cookstown BE Racing	1:53.714	6.138	95.228	4	5
7	SSPR	61	John WALSH	Yamaha - O'D Racing	1:53.825	6.249	95.136	5	5
8	SSPR	115	Ryan MAHER	Triumph 675 - One Fifteen Motorcycles	1:54.461	6.885	94.607	3	5
9	SSPR	23	Michal DOKOUPIL	Yamaha - Das Trans	1:55.600	8.024	93.675	4	5
10	SSPR	109	Neil KERNOHAN	Yamaha - Logan Racing	1:56.017	8.441	93.338	4	5
11	SSPR	87	Ian SIMPSON	Yamaha - Park	1:57.987	10.411	91.780	3	5
12	SSPR	99	Gavin LUPTON	Honda	1:58.468	10.892	91.407	5	5
13	SSPR	127	Stephen CASEY	Yamaha	1:58.566	10.990	91.331	5	5
14	SSPR	19	Dave HEWSON	Yamaha - Obsession Engineering	1:59.306	11.730	90.765	5	5
15	SSPR	55	Scott CAMPBELL	Yamaha - Ian Bell Motorcycles	2:00.462	12.886	89.894	2	5
16	SSPR	93	Paul CRANSTON	Honda - P & J Fuel Haulage	2:01.194	13.618	89.351	3	3
17	SSPR	43	Stephen DEGNAN	Kawasaki	2:05.854	18.278	86.043	5	5

Provisional result to be confirmed by the Stewards of the Meeting subject to completion of technical inspections & the time limit for protests

Page 1 / 1

Circuit	Armoyle	Signed		Organising Club	Armoyle MRRC
Length(miles)	3.0080		Chief Timekeeper	Qualifying Started	14:49
Weather	Sunny	Issued At:	15:35		
Track	Dry				



SGS International ARMOY ROAD RACE

SUPERSPORT

Supersport Group A Qualifying

Friday, 24 July 2015

DETAILED RESULT



Qualifying Classification

Position

1 9 Guy MARTIN

SSPR Behind
Best Time **1:47.576** Best Speed **100.662** On **4** Gp

Lap	Elapsed Time	Lap Time	Lap Speed
1	2:12.287	2:12.287	81.858
2	4:02.949	1:50.662	97.855
3	5:52.394	1:49.445	98.943
4	7:39.970	1:47.576	100.662
5	9:28.068	1:48.098	100.176

2 97 Seamus ELLIOTT

SSPR Behind **2.377**
Best Time **1:49.953** Best Speed **98.486** On **5** Gp

Lap	Elapsed Time	Lap Time	Lap Speed
1	2:35.363	2:35.363	69.700
2	4:31.070	1:55.707	93.588
3	6:24.306	1:53.236	95.630
4	8:15.591	1:51.285	97.307
5	10:05.544	1:49.953	98.486

3 143 Colin STEPHENSON

SSPR Behind **4.952**
Best Time **1:52.528** Best Speed **96.232** On **4** Gp

Lap	Elapsed Time	Lap Time	Lap Speed
1	2:07.381	2:07.381	85.011
2	4:02.948	1:55.567	93.701
3	5:57.029	1:54.081	94.922
4	7:49.557	1:52.528	96.232
5	9:43.697	1:54.140	94.873

4 71 Davy MORGAN

SSPR Behind **5.132**
Best Time **1:52.708** Best Speed **96.078** On **3** Gp

Lap	Elapsed Time	Lap Time	Lap Speed
1	2:23.086	2:23.086	75.680
2	4:20.417	1:57.331	92.293
3	6:13.125	1:52.708	96.078
4	8:06.536	1:53.411	95.483
5	9:59.970	1:53.434	95.463

Qualifying Classification

Position

5 53 Billy REDMAYNE

SSPR Behind **5.558**
Best Time **1:53.134** Best Speed **95.717** On **4** Gp

Lap	Elapsed Time	Lap Time	Lap Speed
1	2:07.610	2:07.610	84.859
2	4:04.423	1:56.813	92.702
3	5:58.194	1:53.771	95.181
4	7:51.328	1:53.134	95.717
5	9:44.725	1:53.397	95.495

6 5 Thomas MAXWELL

SSPR Behind **6.138**
Best Time **1:53.714** Best Speed **95.228** On **4** Gp

Lap	Elapsed Time	Lap Time	Lap Speed
1	2:04.302	2:04.302	87.117
2	3:58.761	1:54.459	94.609
3	5:53.227	1:54.466	94.603
4	7:46.941	1:53.714	95.228
5	9:40.785	1:53.844	95.120

7 61 John WALSH

SSPR Behind **6.249**
Best Time **1:53.825** Best Speed **95.136** On **5** Gp

Lap	Elapsed Time	Lap Time	Lap Speed
1	2:13.066	2:13.066	81.379
2	4:10.678	1:57.612	92.072
3	6:06.333	1:55.655	93.630
4	8:01.631	1:55.298	93.920
5	9:55.456	1:53.825	95.136

8 115 Ryan MAHER

SSPR Behind **6.885**
Best Time **1:54.461** Best Speed **94.607** On **3** Gp

Lap	Elapsed Time	Lap Time	Lap Speed
1	2:20.053	2:20.053	77.319
2	4:17.624	1:57.571	92.104
3	6:12.085	1:54.461	94.607
4	8:07.121	1:55.036	94.134
5	10:03.084	1:55.963	93.382

SGS International ARMOY ROAD RACE

SUPERSPORT

Supersport Group A Qualifying

Friday, 24 July 2015

DETAILED RESULT



Qualifying Classification

Position

9 23 Michal DOKOUPIL

SSPR Behind 8.024

Best Time 1:55.600 Best Speed 93.675 On 4 Gp

Lap	Elapsed Time	Lap Time	Lap Speed
1	2:14.191	2:14.191	80.697
2	4:12.991	1:58.800	91.152
3	6:10.638	1:57.647	92.045
4	8:06.238	1:55.600	93.675
5	10:02.476	1:56.238	93.161

Qualifying Classification

Position

13 127 Stephen CASEY

SSPR Behind 10.990

Best Time 1:58.566 Best Speed 91.331 On 5 Gp

Lap	Elapsed Time	Lap Time	Lap Speed
1	2:35.383	2:35.383	69.691
2	4:39.713	2:04.330	87.097
3	6:40.627	2:00.914	89.558
4	8:40.576	1:59.949	90.278
5	10:39.142	1:58.566	91.331

10 109 Neil KERNOHAN

SSPR Behind 8.441

Best Time 1:56.017 Best Speed 93.338 On 4 Gp

Lap	Elapsed Time	Lap Time	Lap Speed
1	2:37.469	2:37.469	68.768
2	4:40.379	2:02.910	88.103
3	6:37.368	1:56.989	92.563
4	8:33.385	1:56.017	93.338
5	10:29.879	1:56.494	92.956

14 19 Dave HEWSON

SSPR Behind 11.730

Best Time 1:59.306 Best Speed 90.765 On 5 Gp

Lap	Elapsed Time	Lap Time	Lap Speed
1	2:35.236	2:35.236	69.757
2	4:39.601	2:04.365	87.073
3	6:39.951	2:00.350	89.978
4	8:39.918	1:59.967	90.265
5	10:39.224	1:59.306	90.765

11 87 Ian SIMPSON

SSPR Behind 10.411

Best Time 1:57.987 Best Speed 91.780 On 3 Gp

Lap	Elapsed Time	Lap Time	Lap Speed
1	2:27.539	2:27.539	73.396
2	4:28.937	2:01.398	89.201
3	6:26.924	1:57.987	91.780
4	8:25.968	1:59.044	90.965
5	10:26.385	2:00.417	89.928

15 55 Scott CAMPBELL

SSPR Behind 12.886

Best Time 2:00.462 Best Speed 89.894 On 2 Gp

Lap	Elapsed Time	Lap Time	Lap Speed
1	2:23.042	2:23.042	75.704
2	4:23.504	2:00.462	89.894
3	6:24.253	2:00.749	89.680
4	8:24.876	2:00.623	89.774
5	10:25.856	2:00.980	89.509

12 99 Gavin LUPTON

SSPR Behind 10.892

Best Time 1:58.468 Best Speed 91.407 On 5 Gp

Lap	Elapsed Time	Lap Time	Lap Speed
1	2:35.380	2:35.380	69.692
2	4:41.528	2:06.148	85.842
3	6:42.276	2:00.748	89.681
4	8:43.117	2:00.841	89.612
5	10:41.585	1:58.468	91.407

16 93 Paul CRANSTON

SSPR Behind 13.618

Best Time 2:01.194 Best Speed 89.351 On 3 Gp

Lap	Elapsed Time	Lap Time	Lap Speed
1	2:36.511	2:36.511	69.189
2	4:40.405	2:03.894	87.404
3	6:41.599	2:01.194	89.351

SGS International ARMOY ROAD RACE

SUPERSPORT

Supersport Group A Qualifying

Friday, 24 July 2015

DETAILED RESULT



Qualifying Classification

Position

17 **43 Stephen DEGNAN**

SSPR Behind **18.278**

Best Time **2:05.854** Best Speed **86.043** On **5** Gp

Lap	Elapsed Time	Lap Time	Lap Speed
1	2:23.020	2:23.020	75.715
2	4:31.376	2:08.356	84.365
3	6:37.373	2:05.997	85.945
4	8:44.074	2:06.701	85.467
5	10:49.928	2:05.854	86.043

SGS International ARMOY ROAD RACE

SUPERSPORT

Supersport Group A Qualifying

Friday, 24 July 2015



SPEED TRAP

Class	No/Name	Fastest	Lap 2	Lap 3	Lap 4	Lap 5	Lap 6	Lap 7	Lap 8	Lap 9	Lap 10	Lap 11	Lap 12	Lap 13
9	Guy MARTIN	150.1	145.4	<u>150.1</u>	146.9	149.0								
97	Seamus ELLIOTT	149.5	117.7	141.4	138.1	<u>149.5</u>								
143	Colin STEPHENSON	149.1	137.2	143.8	<u>149.1</u>	148.1								
53	Billy REDMAYNE	148.4	142.2	143.8	<u>148.4</u>	141.9								
87	Ian SIMPSON	147.3	123.0	<u>147.3</u>	133.3	130.2								
5	Thomas MAXWELL	143.0	136.9	<u>143.0</u>	140.3	140.5								
71	Davy MORGAN	141.7	134.7	<u>141.7</u>	141.6	135.1								
109	Neil KERNOHAN	140.7	113.3	130.3	135.9	<u>140.7</u>								
115	Ryan MAHER	139.0	<u>139.0</u>	129.1	135.4	132.4								
55	Scott CAMPBELL	137.9	136.3	136.4	128.8	<u>137.9</u>								
61	John WALSH	136.6	129.9	132.3	130.4	<u>136.6</u>								
127	Stephen CASEY	133.6	114.4	123.8	130.2	<u>133.6</u>								
19	Dave HEWSON	131.9	116.3	119.9	123.0	<u>131.9</u>								
23	Michal DOKOUPIL	131.3	<u>131.3</u>	124.9	129.1	129.7								
99	Gavin LUPTON	127.3	96.0	117.0	119.7	<u>127.3</u>								
43	Stephen DEGNAN	122.5	<u>122.5</u>	118.9	122.0	114.3								
93	Paul CRANSTON	112.9	112.8	<u>112.9</u>										

SGS International ARMOY ROAD RACE

SUPERSPORT

Supersport Group B Qualifying


Friday, 24 July 2015



Pos	Class	No	Name	Machine / Sponsor	----- Best Lap -----			On	Laps
					Time	Behind	Speed		
Qualifying Classification									
1	SSPR	6	William DUNLOP	Yamaha - CD-IC Racing	1:45.850		102.303	5	5
2	SSPR	2	Dean HARRISON	Yamaha - Mar-Train Racing	1:48.068	2.218	100.204	3	5
3	SSPR	82	Derek SHEILS	Kawasaki - BikeBitsNI Racing	1:48.359	2.509	99.934	4	5
4	SSPR	12	Keith AMOR	Honda - Rig Deluge Road Racing	1:49.212	3.362	99.154	4	5
5	SSPR	86	Derek McGEE	Yamaha - McGee Racing	1:49.975	4.125	98.466	4	5
6	SSPR	22	Paul JORDAN	Honda - Moira MRC	1:51.345	5.495	97.254	2	5
7	SSPR	56	Sam WILSON	Kawasaki - SJW Racing	1:52.232	6.382	96.486	5	5
8	SSPR	10	Andy LAWSON	Kawasaki - Shirlaw's Motorcycles	1:53.058	7.208	95.781	4	5
9	SSPR	52	James COWTON	Honda - Cowton Racing	1:53.447	7.597	95.453	5	5
10	SSPR	24	Graham KENNEDY	Yamaha - Patsy Kennedy	1:53.772	7.922	95.180	5	5
11	SSPR	8	Christian ELKIN	Triumph 675 - Team Wylie Racing	1:53.798	7.948	95.158	5	5
12	SSPR	96	Andy FARRELL	Yamaha - N2K	1:53.867	8.017	95.100	5	5
13	SSPR	26	Dennis BOOTH	Yamaha	1:56.064	10.214	93.300	5	5
14	SSPR	72	Connor BEHAN	Kawasaki - AIR Kawasaki	1:56.446	10.596	92.994	3	3
15	SSPR	70	Brendan MERRIGAN	Yamaha - Specials	1:58.818	12.968	91.138	5	5
16	SSPR	78	Dean CAMPBELL	Suzuki	1:59.739	13.889	90.437	2	5
17	SSPR	74	Tommy HENRY	Yamaha - NJT Racing	1:59.793	13.943	90.396	5	5
18	SSPR	164	Stephen TOBIN	Yamaha	2:00.976	15.126	89.512	5	5
19	SSPR	38	Derek WILKIE	Triumph 675	2:03.787	17.937	87.479	4	5
20	SSPR	126	Christopher WATSON	Kawasaki - Watson Racing	2:03.958	18.108	87.359	2	5
21	SSPR	14	Rodney LITTLE	Yamaha	2:04.905	19.055	86.696	4	4

Provisional result to be confirmed by the Stewards of the Meeting subject to completion of technical inspections & the time limit for protests

Page 1 / 1

Circuit	Armoey	Signed		Organising Club	Armoey MRRC
Length(miles)	3.0080		Chief Timekeeper	Qualifying Started	15:06
Weather	Sunny	Issued At:	15:36		
Track	Dry				



SGS International ARMOY ROAD RACE

SUPERSPORT

Supersport Group B Qualifying

Friday, 24 July 2015

DETAILED RESULT



Qualifying Classification

Position

1 6 William DUNLOP

SSPR Behind 5 Gp
Best Time **1:45.850** Best Speed **102.303** On 5 Gp

Lap	Elapsed Time	Lap Time	Lap Speed
1	2:08.174	2:08.174	84.485
2	3:56.108	1:47.934	100.328
3	5:42.989	1:46.881	101.316
4	7:30.387	1:47.398	100.829
5	9:16.237	1:45.850	102.303

2 2 Dean HARRISON

SSPR Behind 3 Gp
Best Time **1:48.068** Best Speed **100.204** On 3 Gp

Lap	Elapsed Time	Lap Time	Lap Speed
1	2:06.134	2:06.134	85.852
2	3:56.108	1:49.974	98.467
3	5:44.176	1:48.068	100.204
4	7:32.495	1:48.319	99.971
5	9:21.532	1:49.037	99.313

3 82 Derek SHEILS

SSPR Behind 4 Gp
Best Time **1:48.359** Best Speed **99.934** On 4 Gp

Lap	Elapsed Time	Lap Time	Lap Speed
1	2:04.212	2:04.212	87.180
2	3:54.454	1:50.242	98.228
3	5:43.594	1:49.140	99.219
4	7:31.953	1:48.359	99.934
5	9:21.987	1:50.034	98.413

4 12 Keith AMOR

SSPR Behind 4 Gp
Best Time **1:49.212** Best Speed **99.154** On 4 Gp

Lap	Elapsed Time	Lap Time	Lap Speed
1	2:00.879	2:00.879	89.584
2	3:51.882	1:51.003	97.554
3	5:41.183	1:49.301	99.073
4	7:30.395	1:49.212	99.154
5	9:20.698	1:50.303	98.173

Qualifying Classification

Position

5 86 Derek McGEE

SSPR Behind 4 Gp
Best Time **1:49.975** Best Speed **98.466** On 4 Gp

Lap	Elapsed Time	Lap Time	Lap Speed
1	2:00.579	2:00.579	89.807
2	3:51.147	1:50.568	97.938
3	5:41.132	1:49.985	98.457
4	7:31.107	1:49.975	98.466
5	9:21.282	1:50.175	98.287

6 22 Paul JORDAN

SSPR Behind 2 Gp
Best Time **1:51.345** Best Speed **97.254** On 2 Gp

Lap	Elapsed Time	Lap Time	Lap Speed
1	2:07.142	2:07.142	85.171
2	3:58.487	1:51.345	97.254
3	5:50.355	1:51.868	96.800
4	7:43.166	1:52.811	95.991
5	9:37.336	1:54.170	94.848

7 56 Sam WILSON

SSPR Behind 5 Gp
Best Time **1:52.232** Best Speed **96.486** On 5 Gp

Lap	Elapsed Time	Lap Time	Lap Speed
1	2:18.672	2:18.672	78.089
2	4:14.673	1:56.001	93.351
3	6:10.441	1:55.768	93.539
4	8:04.526	1:54.085	94.919
5	9:56.758	1:52.232	96.486

8 10 Andy LAWSON

SSPR Behind 4 Gp
Best Time **1:53.058** Best Speed **95.781** On 4 Gp

Lap	Elapsed Time	Lap Time	Lap Speed
1	2:40.398	2:40.398	67.512
2	4:35.667	1:55.269	93.944
3	6:29.917	1:54.250	94.782
4	8:22.975	1:53.058	95.781
5	10:16.499	1:53.524	95.388

SGS International ARMOY ROAD RACE

SUPERSPORT

Supersport Group B Qualifying

Friday, 24 July 2015

DETAILED RESULT



Qualifying Classification

Position

9 52 James COWTON

SSPR Behind 7.597

Best Time 1:53.447 Best Speed 95.453 On 5 Gp

Lap	Elapsed Time	Lap Time	Lap Speed
1	2:33.701	2:33.701	70.454
2	4:30.280	1:56.579	92.888
3	6:24.384	1:54.104	94.903
4	8:18.745	1:54.361	94.690
5	10:12.192	1:53.447	95.453

Qualifying Classification

Position

13 26 Dennis BOOTH

SSPR Behind 10.214

Best Time 1:56.064 Best Speed 93.300 On 5 Gp

Lap	Elapsed Time	Lap Time	Lap Speed
1	2:33.287	2:33.287	70.644
2	4:34.921	2:01.634	89.028
3	6:35.602	2:00.681	89.731
4	8:32.489	1:56.887	92.643
5	10:28.553	1:56.064	93.300

10 24 Graham KENNEDY

SSPR Behind 7.922

Best Time 1:53.772 Best Speed 95.180 On 5 Gp

Lap	Elapsed Time	Lap Time	Lap Speed
1	2:18.044	2:18.044	78.445
2	4:13.823	1:55.779	93.530
3	6:09.577	1:55.754	93.550
4	8:04.715	1:55.138	94.051
5	9:58.487	1:53.772	95.180

14 72 Connor BEHAN

SSPR Behind 10.596

Best Time 1:56.446 Best Speed 92.994 On 3 Gp

Lap	Elapsed Time	Lap Time	Lap Speed
1	2:34.582	2:34.582	70.052
2	4:33.429	1:58.847	91.115
3	6:29.875	1:56.446	92.994

11 8 Christian ELKIN

SSPR Behind 7.948

Best Time 1:53.798 Best Speed 95.158 On 5 Gp

Lap	Elapsed Time	Lap Time	Lap Speed
1	2:22.084	2:22.084	76.214
2	4:18.240	1:56.156	93.226
3	6:12.593	1:54.353	94.696
4	8:07.283	1:54.690	94.418
5	10:01.081	1:53.798	95.158

15 70 Brendan MERRIGAN

SSPR Behind 12.968

Best Time 1:58.818 Best Speed 91.138 On 5 Gp

Lap	Elapsed Time	Lap Time	Lap Speed
1	2:41.917	2:41.917	66.879
2	4:42.563	2:00.646	89.757
3	6:42.483	1:59.920	90.300
4	8:42.920	2:00.437	89.913
5	10:41.738	1:58.818	91.138

12 96 Andy FARRELL

SSPR Behind 8.017

Best Time 1:53.867 Best Speed 95.100 On 5 Gp

Lap	Elapsed Time	Lap Time	Lap Speed
1	2:17.644	2:17.644	78.673
2	4:13.750	1:56.106	93.266
3	6:09.495	1:55.745	93.557
4	8:04.456	1:54.961	94.195
5	9:58.323	1:53.867	95.100

16 78 Dean CAMPBELL

SSPR Behind 13.889

Best Time 1:59.739 Best Speed 90.437 On 2 Gp

Lap	Elapsed Time	Lap Time	Lap Speed
1	2:08.346	2:08.346	84.372
2	4:08.085	1:59.739	90.437
3	6:09.325	2:01.240	89.317
4	8:10.511	2:01.186	89.357
5	10:13.038	2:02.527	88.379

SGS International ARMOY ROAD RACE

SUPERSPORT

Supersport Group B Qualifying

Friday, 24 July 2015

DETAILED RESULT



Qualifying Classification

Position

17 74 Tommy HENRY

SSPR Behind 13.943

Best Time 1:59.793 Best Speed 90.396 On 5 Gp

Lap	Elapsed Time	Lap Time	Lap Speed
1	2:38.384	2:38.384	68.371
2	4:39.522	2:01.138	89.392
3	6:40.790	2:01.268	89.296
4	8:41.290	2:00.500	89.866
5	10:41.083	1:59.793	90.396

Qualifying Classification

Position

21 14 Rodney LITTLE

SSPR Behind 19.055

Best Time 2:04.905 Best Speed 86.696 On 4 Gp

Lap	Elapsed Time	Lap Time	Lap Speed
1	2:51.481	2:51.481	63.149
2	4:59.708	2:08.227	84.450
3	7:11.495	2:11.787	82.169
4	9:16.400	2:04.905	86.696

18 164 Stephen TOBIN

SSPR Behind 15.126

Best Time 2:00.976 Best Speed 89.512 On 5 Gp

Lap	Elapsed Time	Lap Time	Lap Speed
1	2:30.630	2:30.630	71.890
2	4:33.667	2:03.037	88.013
3	6:35.883	2:02.216	88.604
4	8:38.081	2:02.198	88.617
5	10:39.057	2:00.976	89.512

19 38 Derek WILKIE

SSPR Behind 17.937

Best Time 2:03.787 Best Speed 87.479 On 4 Gp

Lap	Elapsed Time	Lap Time	Lap Speed
1	2:28.537	2:28.537	72.903
2	4:34.238	2:05.701	86.147
3	6:38.492	2:04.254	87.151
4	8:42.279	2:03.787	87.479
5	10:46.356	2:04.077	87.275

20 126 Christopher WATSON

SSPR Behind 18.108

Best Time 2:03.958 Best Speed 87.359 On 2 Gp

Lap	Elapsed Time	Lap Time	Lap Speed
1	2:31.870	2:31.870	71.303
2	4:35.828	2:03.958	87.359
3	6:39.825	2:03.997	87.331
4	8:44.742	2:04.917	86.688
5	10:49.496	2:04.754	86.801

SGS International ARMOY ROAD RACE

SUPERSPORT

Supersport Group B Qualifying

Friday, 24 July 2015



SPEED TRAP

Class	No/Name	Fastest	Lap 2	Lap 3	Lap 4	Lap 5	Lap 6	Lap 7	Lap 8	Lap 9	Lap 10	Lap 11	Lap 12	Lap 13
6	William DUNLOP	153.5	144.2	150.2	150.5	153.5								
86	Derek McGEE	150.6	137.5	138.4	150.6	142.5								
10	Andy LAWSON	149.6	140.0	138.2	149.6	142.5								
8	Christian ELKIN	146.8	137.0	140.2	146.8	137.7								
74	Tommy HENRY	146.7	136.1	140.1	132.8	146.7								
22	Paul JORDAN	146.5	133.5	144.2	146.5	137.1								
2	Dean HARRISON	145.9	142.3	138.2	145.9	144.3								
56	Sam WILSON	145.7	133.0	132.9	128.8	145.7								
82	Derek SHEILS	143.6	140.7	142.9	143.6	141.7								
96	Andy FARRELL	141.7	136.4	132.8	134.7	141.7								
12	Keith AMOR	140.5	128.9	135.3	139.6	140.5								
70	Brendan MERRIGAN	139.5	118.8	128.1	139.5	115.5								
72	Connor BEHAN	137.0	112.2	137.0										
38	Derek WILKIE	136.1	121.3	130.3	136.1	129.0								
26	Dennis BOOTH	135.8	118.1	120.0	135.8	132.0								
24	Graham KENNEDY	135.4	131.7	130.1	128.1	135.4								
52	James COWTON	134.6	118.1	131.0	131.1	134.6								
14	Rodney LITTLE	134.0	134.0	128.4	128.6									
78	Dean CAMPBELL	132.9	130.5	132.9	132.9	101.3								
126	Christopher WATSON	127.5	119.3	125.6	122.2	127.5								
164	Stephen TOBIN	123.7	118.7	121.0	118.1	123.7								

SGS International ARMOY ROAD RACE


SUPERSPORT Combined Qualifying



Pos	Class	No	Name	-----Best Time / Qual Laps-----		Overall Best Time / Speed / Total Qual Laps
				Session A	Session B	
Qualifying Classification						
1	SSPR	6	William DUNLOP	-----	1:45.850	1:45.850 102.303
2	SSPR	9	Guy MARTIN	1:47.576	-----	1:47.576 100.662
3	SSPR	2	Dean HARRISON	-----	1:48.068	1:48.068 100.204
4	SSPR	82	Derek SHEILS	-----	1:48.359	1:48.359 99.934
5	SSPR	12	Keith AMOR	-----	1:49.212	1:49.212 99.154
6	SSPR	97	Seamus ELLIOTT	1:49.953	-----	1:49.953 98.486
7	SSPR	86	Derek McGEE	-----	1:49.975	1:49.975 98.466
8	SSPR	22	Paul JORDAN	-----	1:51.345	1:51.345 97.254
9	SSPR	56	Sam WILSON	-----	1:52.232	1:52.232 96.486
10	SSPR	143	Colin STEPHENSON	1:52.528	-----	1:52.528 96.232
11	SSPR	71	Davy MORGAN	1:52.708	-----	1:52.708 96.078
12	SSPR	10	Andy LAWSON	-----	1:53.058	1:53.058 95.781
13	SSPR	53	Billy REDMAYNE	1:53.134	-----	1:53.134 95.717
14	SSPR	52	James COWTON	-----	1:53.447	1:53.447 95.453
15	SSPR	5	Thomas MAXWELL	1:53.714	-----	1:53.714 95.228
16	SSPR	24	Graham KENNEDY	-----	1:53.772	1:53.772 95.180
17	SSPR	8	Christian ELKIN	-----	1:53.798	1:53.798 95.158
18	SSPR	61	John WALSH	1:53.825	-----	1:53.825 95.136
19	SSPR	96	Andy FARRELL	-----	1:53.867	1:53.867 95.100
20	SSPR	115	Ryan MAHER	1:54.461	-----	1:54.461 94.607
21	SSPR	23	Michal DOKOUPIL	1:55.600	-----	1:55.600 93.675
22	SSPR	109	Neil KERNOHAN	1:56.017	-----	1:56.017 93.338
23	SSPR	26	Dennis BOOTH	-----	1:56.064	1:56.064 93.300
24	SSPR	72	Connor BEHAN	-----	1:56.446	1:56.446 92.994
25	SSPR	87	Ian SIMPSON	1:57.987	-----	1:57.987 91.780
26	SSPR	99	Gavin LUPTON	1:58.468	-----	1:58.468 91.407
27	SSPR	127	Stephen CASEY	1:58.566	-----	1:58.566 91.331
28	SSPR	70	Brendan MERRIGAN	-----	1:58.818	1:58.818 91.138
29	SSPR	19	Dave HEWSON	1:59.306	-----	1:59.306 90.765
30	SSPR	78	Dean CAMPBELL	-----	1:59.739	1:59.739 90.437
31	SSPR	74	Tommy HENRY	-----	1:59.793	1:59.793 90.396
32	SSPR	55	Scott CAMPBELL	2:00.462	-----	2:00.462 89.894
33	SSPR	164	Stephen TOBIN	-----	2:00.976	2:00.976 89.512
34	SSPR	93	Paul CRANSTON	2:01.194	-----	2:01.194 89.351
35	SSPR	38	Derek WILKIE	-----	2:03.787	2:03.787 87.479
36	SSPR	126	Christopher WATSON	-----	2:03.958	2:03.958 87.359
37	SSPR	14	Rodney LITTLE	-----	2:04.905	2:04.905 86.696
38	SSPR	43	Stephen DEGNAN	2:05.854	-----	2:05.854 86.043

Provisional result to be confirmed by the Stewards of the Meeting subject to completion of technical inspections & the time limit for protests

Page 1 / 1

Circuit	Armoy	Signed	 Chief Timekeeper	Organising Club	Armoy MRRC
Length(miles)	3.0080	Issued At:			
Weather					
Track					



SGS INTERNATIONAL ARMOY ROAD RACE

SUPERSPORT

Armoyn 3.008 miles


R1: First4Printing Supersport

24/07/2015 19:30

Race (7 Laps)

RACE 1 - SUPERSPORT

			127		12
99		87	A	72	11
C		B		A	
	26		109		10
	B		A		
23		115		96	9
C		B		A	C
<hr/>					
			61		8
8		24	A	5	7
C	B	B		A	
	52		53		6
	B		A		
10		71		143	5
C		B		A	B
<hr/>					
			56		4
22		86	A	97	3
C	B	B		A	
	12		82		2
	B		A		
2		9		6	1
C		B		A	A
			POLE POSITION	A	



Promoted by Armoyn Motorcycle Road Racing Club

Orbits

Provisional result to be confirmed by the Stewards of the Meeting subject to the completion of technical inspections and the time limit for protests.

MCUI (Ulster Centre) Timing @ www.elaps-timing.com



Ride on
Delta
Seven

SGS International ARMOY ROAD RACE



SUPERSPORT

Race 1 - First4Printing Supersport

Friday, 24 July 2015

Pos	Class	No	Name	Machine / Sponsor	Gp	Lap	Total Time	Behind	Speed	-----Best Lap-----		
										Time	Speed	On
1	SSPR	6	William DUNLOP	Yamaha - CD-IC Racing	a	7	12:27.746		101.373	1:45.140	102.994	5
2	SSPR	9	Guy MARTIN	Suzuki - Tyco by TAS Racing	a	7	12:31.224	3.478	100.904	1:45.237	102.899	6
3	SSPR	2	Dean HARRISON	Yamaha - Mar-Train Racing	a	7	12:31.669	3.923	100.844	1:45.986	102.172	3
4	SSPR	12	Keith AMOR	Honda - Rig Deluge Road Racing	a	7	12:42.096	14.350	99.465	1:47.775	100.476	2
5	SSPR	86	Derek McGEE	Yamaha - McGee Racing	a	7	12:42.212	14.466	99.449	1:47.155	101.057	5
6	SSPR	82	Derek SHEILS	Kawasaki - BikeBitsNI Racing	a	7	12:42.668	14.922	99.390	1:47.324	100.898	6
7	SSPR	97	Seamus ELLIOTT	Honda - Wilson Craig Racing	a	7	12:53.493	25.747	97.999	1:48.527	99.780	6
8	SSPR	10	Andy LAWSON	Kawasaki - Shirlaw's Motorcycles	b	7	13:00.607	32.861	97.106	1:50.142	98.317	5
9	SSPR	52	James COWTON	Honda - Cowton Racing	b	7	13:00.627	32.881	97.103	1:49.978	98.463	2
10	SSPR	53	Billy REDMAYNE	Honda	a	7	13:10.200	42.454	95.927	1:51.226	97.359	7
11	SSPR	56	Sam WILSON	Kawasaki - SJW Racing	a	7	13:11.685	43.939	95.747	1:51.501	97.118	5
12	SSPR	72	Connor BEHAN	Kawasaki - AIR Kawasaki	c	7	13:12.041	44.295	95.704	1:51.133	97.440	4
13	SSPR	23	Michal DOKOUPIL	Yamaha - Das Trans	c	7	13:15.835	48.089	95.248	1:51.885	96.785	6
14	SSPR	24	Graham KENNEDY	Yamaha - Patsy Kennedy	b	7	13:15.968	48.222	95.232	1:52.349	96.385	6
15	SSPR	143	Colin STEPHENSON	Yamaha - CS Tuning	b	7	13:16.104	48.358	95.216	1:50.865	97.676	4
16	SSPR	96	Andy FARRELL	Yamaha - N2K	c	7	13:16.388	48.642	95.182	1:52.593	96.176	6
17	SSPR	5	Thomas MAXWELL	Honda - Cookstown BE Racing	b	7	13:21.936	54.190	94.523	1:52.431	96.315	3
18	SSPR	71	Davy MORGAN	Yamaha - Magic Bullet	b	7	13:23.568	55.822	94.331	1:52.774	96.022	7
19	SSPR	109	Neil KERNOHAN	Yamaha - Logan Racing	c	7	13:25.030	57.284	94.160	1:52.506	96.251	7
20	SSPR	26	Dennis BOOTH	Yamaha	c	7	13:25.420	57.674	94.114	1:52.449	96.300	7
21	SSPR	115	Ryan MAHER	Triumph 675 - One Fifteen Motorcycles	c	7	13:26.670	58.924	93.969	1:53.024	95.810	6
22	SSPR	70	Brendan MERRIGAN	Yamaha - Specials	c	6	12:03.075	1 Lap	89.856	1:57.165	92.424	6
23	SSPR	127	Stephen CASEY	Yamaha	c	6	12:08.287	1 Lap	89.213	1:59.059	90.953	2

Fastest Lap


SSPR	6	William DUNLOP	Yamaha - CD-IC Racing	1:45.140	102.994	5
------	---	----------------	-----------------------	----------	---------	---

Not Classified

DNF	SSPR	22	Paul JORDAN	Honda - Moira MRC	a	4	7:34.879		95.224	1:51.499	97.120	3
DNF	SSPR	61	John WALSH	Yamaha - O'D Racing	b	1	2:00.829		89.621	2:14.189	80.698	1

Provisional result to be confirmed by the Stewards of the Meeting subject to completion of technical inspections & the time limit for protests

Page 1 / 1

Circuit	Armoey	Signed	 Chief Timekeeper	Organising Club	Armoey MRRC
Length(miles)	3.0080	Issued At:	18:39	Race Started	18:14
Weather	Sunny			Gp Time Diff - b	13.36 / c 28.46
Track	Dry				



SGS International ARMOY ROAD RACE

SUPERSPORT

Race 1 - First4Printing Supersport

Friday, 24 July 2015

DETAILED RESULT



Race Classification

1 6 William DUNLOP

Total Time **12:27.746** Avg Speed **101.373** Behind
Best Time **1:45.140** Best Speed **102.994** On **5** Gp **a**

Lap	Elapsed Time	Lap Time	Lap Speed
1	1:52.904	1:52.904	95.912
2	3:39.357	1:46.453	101.724
3	5:24.851	1:45.494	102.648
4	7:10.051	1:45.200	102.935
5	8:55.191	1:45.140	102.994
6	10:40.715	1:45.524	102.619
7	12:27.746	1:47.031	101.174

2 9 Guy MARTIN

Total Time **12:31.224** Avg Speed **100.904** Behind **3.478**
Best Time **1:45.237** Best Speed **102.899** On **6** Gp **a**

Lap	Elapsed Time	Lap Time	Lap Speed
1	1:51.810	1:51.810	96.850
2	3:38.730	1:46.920	101.279
3	5:24.852	1:46.122	102.041
4	7:11.731	1:46.879	101.318
5	8:58.050	1:46.319	101.852
6	10:43.287	1:45.237	102.899
7	12:31.224	1:47.937	100.325

3 2 Dean HARRISON

Total Time **12:31.669** Avg Speed **100.844** Behind **3.923**
Best Time **1:45.986** Best Speed **102.172** On **3** Gp **a**

Lap	Elapsed Time	Lap Time	Lap Speed
1	1:52.403	1:52.403	96.339
2	3:39.376	1:46.973	101.229
3	5:25.362	1:45.986	102.172
4	7:11.671	1:46.309	101.862
5	8:58.179	1:46.508	101.671
6	10:44.191	1:46.012	102.147
7	12:31.669	1:47.478	100.754

Race Classification

4 12 Keith AMOR

Total Time **12:42.096** Avg Speed **99.465** Behind **14.350**
Best Time **1:47.775** Best Speed **100.476** On **2** Gp **a**

Lap	Elapsed Time	Lap Time	Lap Speed
1	1:54.300	1:54.300	94.740
2	3:42.075	1:47.775	100.476
3	5:30.128	1:48.053	100.217
4	7:17.909	1:47.781	100.470
5	9:05.715	1:47.806	100.447
6	10:54.072	1:48.357	99.936
7	12:42.096	1:48.024	100.244

5 86 Derek McGEE

Total Time **12:42.212** Avg Speed **99.449** Behind **14.466**
Best Time **1:47.155** Best Speed **101.057** On **5** Gp **a**

Lap	Elapsed Time	Lap Time	Lap Speed
1	1:55.132	1:55.132	94.056
2	3:43.349	1:48.217	100.066
3	5:31.618	1:48.269	100.018
4	7:19.228	1:47.610	100.630
5	9:06.383	1:47.155	101.057
6	10:54.338	1:47.955	100.308
7	12:42.212	1:47.874	100.384

6 82 Derek SHEILS

Total Time **12:42.668** Avg Speed **99.390** Behind **14.922**
Best Time **1:47.324** Best Speed **100.898** On **6** Gp **a**

Lap	Elapsed Time	Lap Time	Lap Speed
1	1:54.056	1:54.056	94.943
2	3:43.083	1:49.027	99.322
3	5:31.451	1:48.368	99.926
4	7:19.971	1:48.520	99.786
5	9:07.306	1:47.335	100.888
6	10:54.630	1:47.324	100.898
7	12:42.668	1:48.038	100.231

SGS International ARMOY ROAD RACE

SUPERSPORT

Race 1 - First4Printing Supersport

Friday, 24 July 2015

DETAILED RESULT



Race Classification

7 97 Seamus ELLIOTT

Total Time **12:53.493** Avg Speed **97.999** Behind **25.747**
 Best Time **1:48.527** Best Speed **99.780** On **6** Gp **a**

Lap	Elapsed Time	Lap Time	Lap Speed
1	1:57.681	1:57.681	92.018
2	3:47.256	1:49.575	98.825
3	5:36.535	1:49.279	99.093
4	7:25.903	1:49.368	99.013
5	9:15.320	1:49.417	98.968
6	11:03.847	1:48.527	99.780
7	12:53.493	1:49.646	98.761

Race Classification

10 53 Billy REDMAYNE

Total Time **13:10.200** Avg Speed **95.927** Behind **42.454**
 Best Time **1:51.226** Best Speed **97.359** On **7** Gp **a**

Lap	Elapsed Time	Lap Time	Lap Speed
1	2:12.681	2:12.681	81.615
2	4:04.460	1:51.779	96.877
3	5:56.884	1:52.424	96.321
4	7:48.820	1:51.936	96.741
5	9:40.893	1:52.073	96.623
6	11:32.334	1:51.441	97.171
7	13:23.560	1:51.226	97.359

8 10 Andy LAWSON

Total Time **13:00.607** Avg Speed **97.106** Behind **32.861**
 Best Time **1:50.142** Best Speed **98.317** On **5** Gp **b**

Lap	Elapsed Time	Lap Time	Lap Speed
1	1:57.116	1:57.116	92.462
2	3:47.700	1:50.584	97.924
3	5:38.633	1:50.933	97.616
4	7:28.826	1:50.193	98.271
5	9:18.968	1:50.142	98.317
6	11:10.327	1:51.359	97.242
7	13:00.607	1:50.280	98.194

11 56 Sam WILSON

Total Time **13:11.685** Avg Speed **95.747** Behind **43.939**
 Best Time **1:51.501** Best Speed **97.118** On **5** Gp **a**

Lap	Elapsed Time	Lap Time	Lap Speed
1	1:58.975	1:58.975	91.017
2	3:51.020	1:52.045	96.647
3	5:43.234	1:52.214	96.501
4	7:34.918	1:51.684	96.959
5	9:26.419	1:51.501	97.118
6	11:18.800	1:52.381	96.358
7	13:11.685	1:52.885	95.928

9 52 James COWTON

Total Time **13:00.627** Avg Speed **97.103** Behind **32.881**
 Best Time **1:49.978** Best Speed **98.463** On **2** Gp **b**

Lap	Elapsed Time	Lap Time	Lap Speed
1	1:56.502	1:56.502	92.949
2	3:46.480	1:49.978	98.463
3	5:36.925	1:50.445	98.047
4	7:27.344	1:50.419	98.070
5	9:18.078	1:50.734	97.791
6	11:10.186	1:52.108	96.593
7	13:00.627	1:50.441	98.051

12 72 Connor BEHAN

Total Time **13:12.041** Avg Speed **95.704** Behind **44.295**
 Best Time **1:51.133** Best Speed **97.440** On **4** Gp **c**

Lap	Elapsed Time	Lap Time	Lap Speed
1	2:01.493	2:01.493	89.131
2	3:53.571	1:52.078	96.618
3	5:45.247	1:51.676	96.966
4	7:36.380	1:51.133	97.440
5	9:27.930	1:51.550	97.076
6	11:19.848	1:51.918	96.757
7	13:12.041	1:52.193	96.519

SGS International ARMOY ROAD RACE

SUPERSPORT

Race 1 - First4Printing Supersport

Friday, 24 July 2015

DETAILED RESULT



Race Classification

13 23 Michal DOKOUPIL

Total Time **13:15.835** Avg Speed **95.248** Behind **48.089**
Best Time **1:51.885** Best Speed **96.785** On **6** Gp **c**

Lap	Elapsed Time	Lap Time	Lap Speed
1	1:58.373	1:58.373	91.480
2	3:50.978	1:52.605	96.166
3	5:43.067	1:52.089	96.609
4	7:35.238	1:52.171	96.538
5	9:27.854	1:52.616	96.157
6	11:19.739	1:51.885	96.785
7	13:15.835	1:56.096	93.275

14 24 Graham KENNEDY

Total Time **13:15.968** Avg Speed **95.232** Behind **48.222**
Best Time **1:52.349** Best Speed **96.385** On **6** Gp **b**

Lap	Elapsed Time	Lap Time	Lap Speed
1	1:59.711	1:59.711	90.458
2	3:52.081	1:52.370	96.367
3	5:44.736	1:52.655	96.124
4	7:37.828	1:53.092	95.752
5	9:30.806	1:52.978	95.849
6	11:23.155	1:52.349	96.385
7	13:15.968	1:52.813	95.989

15 143 Colin STEPHENSON

Total Time **13:16.104** Avg Speed **95.216** Behind **48.358**
Best Time **1:50.865** Best Speed **97.676** On **4** Gp **b**

Lap	Elapsed Time	Lap Time	Lap Speed
1	2:02.820	2:02.820	88.168
2	3:57.739	1:54.919	94.230
3	5:50.221	1:52.482	96.271
4	7:41.086	1:50.865	97.676
5	9:32.647	1:51.561	97.066
6	11:23.826	1:51.179	97.400
7	13:16.104	1:52.278	96.446

Race Classification

16 96 Andy FARRELL

Total Time **13:16.388** Avg Speed **95.182** Behind **48.642**
Best Time **1:52.593** Best Speed **96.176** On **6** Gp **c**

Lap	Elapsed Time	Lap Time	Lap Speed
1	1:58.878	1:58.878	91.092
2	3:52.234	1:53.356	95.529
3	5:44.853	1:52.619	96.154
4	7:37.484	1:52.631	96.144
5	9:30.446	1:52.962	95.862
6	11:23.039	1:52.593	96.176
7	13:16.388	1:53.349	95.535

17 5 Thomas MAXWELL

Total Time **13:21.936** Avg Speed **94.523** Behind **54.190**
Best Time **1:52.431** Best Speed **96.315** On **3** Gp **b**

Lap	Elapsed Time	Lap Time	Lap Speed
1	2:00.011	2:00.011	90.232
2	3:52.639	1:52.628	96.147
3	5:45.070	1:52.431	96.315
4	7:39.102	1:54.032	94.963
5	9:32.888	1:53.786	95.168
6	11:26.818	1:53.930	95.048
7	13:21.936	1:55.118	94.067

18 71 Davy MORGAN

Total Time **13:23.568** Avg Speed **94.331** Behind **55.822**
Best Time **1:52.774** Best Speed **96.022** On **7** Gp **b**

Lap	Elapsed Time	Lap Time	Lap Speed
1	2:02.537	2:02.537	88.372
2	3:57.679	1:55.142	94.047
3	5:51.609	1:53.930	95.048
4	7:44.730	1:53.121	95.728
5	9:37.778	1:53.048	95.789
6	11:30.794	1:53.016	95.817
7	13:23.568	1:52.774	96.022

SGS International ARMOY ROAD RACE

SUPERSPORT

Race 1 - First4Printing Supersport

Friday, 24 July 2015

DETAILED RESULT



Race Classification

19 109 Neil KERNOHAN

Total Time **13:25.030** Avg Speed **94.160** Behind **57.284**
Best Time **1:52.506** Best Speed **96.251** On **7** Gp **c**

Lap	Elapsed Time	Lap Time	Lap Speed
1	2:01.394	2:01.394	89.204
2	3:56.131	1:54.737	94.379
3	5:51.272	1:55.141	94.048
4	7:45.550	1:54.278	94.758
5	9:39.077	1:53.527	95.385
6	11:32.524	1:53.447	95.453
7	13:25.030	1:52.506	96.251

20 26 Dennis BOOTH

Total Time **13:25.420** Avg Speed **94.114** Behind **57.674**
Best Time **1:52.449** Best Speed **96.300** On **7** Gp **c**

Lap	Elapsed Time	Lap Time	Lap Speed
1	2:01.887	2:01.887	88.843
2	3:56.606	1:54.719	94.394
3	5:51.478	1:54.872	94.268
4	7:45.943	1:54.465	94.604
5	9:39.565	1:53.622	95.305
6	11:32.971	1:53.406	95.487
7	13:25.420	1:52.449	96.300

21 115 Ryan MAHER

Total Time **13:26.670** Avg Speed **93.969** Behind **58.924**
Best Time **1:53.024** Best Speed **95.810** On **6** Gp **c**

Lap	Elapsed Time	Lap Time	Lap Speed
1	2:02.341	2:02.341	88.513
2	3:57.320	1:54.979	94.181
3	5:52.104	1:54.784	94.341
4	7:46.191	1:54.087	94.917
5	9:40.482	1:54.291	94.748
6	11:33.506	1:53.024	95.810
7	13:26.670	1:53.164	95.691

22 70 Brendan MERRIGAN

Total Time **12:03.075** Avg Speed **89.856** Behind **1 Lap**
Best Time **1:57.165** Best Speed **92.424** On **6** Gp **c**

Lap	Elapsed Time	Lap Time	Lap Speed
1	2:09.558	2:09.558	83.583
2	4:09.527	1:59.969	90.263
3	6:08.615	1:59.088	90.931
4	8:07.982	1:59.367	90.719
5	10:05.910	1:57.928	91.826
6	12:03.075	1:57.165	92.424

Race Classification

23 127 Stephen CASEY

Total Time **12:08.287** Avg Speed **89.213** Behind **1 Lap**
Best Time **1:59.059** Best Speed **90.953** On **2** Gp **c**

Lap	Elapsed Time	Lap Time	Lap Speed
1	2:08.572	2:08.572	84.224
2	4:07.631	1:59.059	90.953
3	6:08.110	2:00.479	89.881
4	8:07.583	1:59.473	90.638
5	10:06.679	1:59.096	90.925
6	12:08.287	2:01.608	89.047

Not Classified

DNF 22 Paul JORDAN

Total Time **7:34.879** Avg Speed **95.224** Behind
Best Time **1:51.499** Best Speed **97.120** On **3** Gp **a**

Lap	Elapsed Time	Lap Time	Lap Speed
1	1:59.282	1:59.282	90.783
2	3:51.057	1:51.775	96.880
3	5:42.556	1:51.499	97.120
4	7:34.879	1:52.323	96.408

DNF 61 John WALSH

Total Time **2:00.829** Avg Speed **89.621** Behind
Best Time **2:14.189** Best Speed **80.698** On **1** Gp **b**

Lap	Elapsed Time	Lap Time	Lap Speed
1	2:00.829	2:00.829	89.621

SGS International ARMOY ROAD RACE

SUPERSPORT

Race 1 - First4Printing Supersport

LAP CHART



1					2					3				
No	Name	Gp	Time of Day	Lap Time	No	Name	Gp	Time of Day	Lap Time	No	Name	Gp	Time of Day	Lap Time
9	Guy MARTIN	a	18:15:57.375	1:51.810	9	Guy MARTIN	a	18:17:44.295	1:46.920	6	William DUNLOP	a	18:19:30.416	1:45.494
2	Dean HARRISON	a	18:15:57.968	1:52.403	6	William DUNLOP	a	18:17:44.922	1:46.453	9	Guy MARTIN	a	18:19:30.417	1:46.122
6	William DUNLOP	a	18:15:58.469	1:52.904	2	Dean HARRISON	a	18:17:44.941	1:46.973	2	Dean HARRISON	a	18:19:30.927	1:45.986
82	Derek SHEILS	a	18:15:59.621	1:54.056	12	Keith AMOR	a	18:17:47.640	1:47.775	12	Keith AMOR	a	18:19:35.693	1:48.053
12	Keith AMOR	a	18:15:59.865	1:54.300	82	Derek SHEILS	a	18:17:48.648	1:49.027	82	Derek SHEILS	a	18:19:37.016	1:48.368
86	Derek McGEE	a	18:16:00.697	1:55.132	86	Derek McGEE	a	18:17:48.914	1:48.217	86	Derek McGEE	a	18:19:37.183	1:48.269
52	James COWTON	b	18:16:02.067	1:56.502	52	James COWTON	b	18:17:52.045	1:49.978	97	Seamus ELLIOTT	a	18:19:42.100	1:49.279
10	Andy LAWSON	b	18:16:02.681	1:57.116	97	Seamus ELLIOTT	a	18:17:52.821	1:49.575	52	James COWTON	b	18:19:42.490	1:50.445
97	Seamus ELLIOTT	a	18:16:03.246	1:57.681	10	Andy LAWSON	b	18:17:53.265	1:50.584	10	Andy LAWSON	b	18:19:44.198	1:50.933
23	Michal DOKOUPIL	c	18:16:03.938	1:58.373	23	Michal DOKOUPIL	c	18:17:56.543	1:52.605	22	Paul JORDAN	a	18:19:48.121	1:51.499
96	Andy FARRELL	c	18:16:04.443	1:58.878	56	Sam WILSON	a	18:17:56.585	1:52.045	23	Michal DOKOUPIL	c	18:19:48.632	1:52.089
56	Sam WILSON	a	18:16:04.540	1:58.975	22	Paul JORDAN	a	18:17:56.622	1:51.775	56	Sam WILSON	a	18:19:48.799	1:52.214
22	Paul JORDAN	a	18:16:04.847	1:59.282	24	Graham KENNEDY	b	18:17:57.646	1:52.370	24	Graham KENNEDY	b	18:19:50.301	1:52.655
24	Graham KENNEDY	b	18:16:05.276	1:59.711	96	Andy FARRELL	c	18:17:57.799	1:53.356	96	Andy FARRELL	c	18:19:50.418	1:52.619
5	Thomas MAXWELL	b	18:16:05.576	2:00.011	5	Thomas MAXWELL	b	18:17:58.204	1:52.628	5	Thomas MAXWELL	b	18:19:50.635	1:52.431
61	John WALSH	b	18:16:06.394	2:00.829	72	Connor BEHAN	c	18:17:59.136	1:52.078	72	Connor BEHAN	c	18:19:50.812	1:51.676
109	Neil KERNOHAN	c	18:16:06.959	2:01.394	109	Neil KERNOHAN	c	18:18:01.696	1:54.737	143	Colin STEPHENSON	b	18:19:55.786	1:52.482
72	Connor BEHAN	c	18:16:07.058	2:01.493	26	Dennis BOOTH	c	18:18:02.171	1:54.719	109	Neil KERNOHAN	c	18:19:56.837	1:55.141
26	Dennis BOOTH	c	18:16:07.452	2:01.887	115	Ryan MAHER	c	18:18:02.885	1:54.979	26	Dennis BOOTH	c	18:19:57.043	1:54.872
115	Ryan MAHER	c	18:16:07.906	2:02.341	71	Davy MORGAN	b	18:18:03.244	1:55.142	71	Davy MORGAN	b	18:19:57.174	1:53.930
71	Davy MORGAN	b	18:16:08.102	2:02.537	143	Colin STEPHENSON	b	18:18:03.304	1:54.919	115	Ryan MAHER	c	18:19:57.669	1:54.784
143	Colin STEPHENSON	b	18:16:08.385	2:02.820	53	Billy REDMAYNE	a	18:18:10.025	1:51.779	53	Billy REDMAYNE	a	18:20:02.449	1:52.424
127	Stephen CASEY	c	18:16:14.137	2:08.572	127	Stephen CASEY	c	18:18:13.196	1:59.059	127	Stephen CASEY	c	18:20:13.675	2:00.479
70	Brendan MERRIGAN	c	18:16:15.123	2:09.558	70	Brendan MERRIGAN	c	18:18:15.092	1:59.969	70	Brendan MERRIGAN	c	18:20:14.180	1:59.088
53	Billy REDMAYNE	a	18:16:18.246	2:12.681										

SGS International ARMOY ROAD RACE

SUPERSPORT

Race 1 - First4Printing Supersport

LAP CHART

**4**

No	Name	Gp	Time of Day	Lap Time
6	William DUNLOP	a	18:21:15.616	1:45.200
2	Dean HARRISON	a	18:21:17.236	1:46.309
9	Guy MARTIN	a	18:21:17.296	1:46.879
12	Keith AMOR	a	18:21:23.474	1:47.781
86	Derek McGEE	a	18:21:24.793	1:47.610
82	Derek SHEILS	a	18:21:25.536	1:48.520
97	Seamus ELLIOTT	a	18:21:31.468	1:49.368
52	James COWTON	b	18:21:32.909	1:50.419
10	Andy LAWSON	b	18:21:34.391	1:50.193
22	Paul JORDAN	a	18:21:40.444	1:52.323
56	Sam WILSON	a	18:21:40.483	1:51.684
23	Michal DOKOUPIL	c	18:21:40.803	1:52.171
72	Connor BEHAN	c	18:21:41.945	1:51.133
96	Andy FARRELL	c	18:21:43.049	1:52.631
24	Graham KENNEDY	b	18:21:43.393	1:53.092
5	Thomas MAXWELL	b	18:21:44.667	1:54.032
143	Colin STEPHENSON	b	18:21:46.651	1:50.865
71	Davy MORGAN	b	18:21:50.295	1:53.121
109	Neil KERNOHAN	c	18:21:51.115	1:54.278
26	Dennis BOOTH	c	18:21:51.508	1:54.465
115	Ryan MAHER	c	18:21:51.756	1:54.087
53	Billy REDMAYNE	a	18:21:54.385	1:51.936
127	Stephen CASEY	c	18:22:13.148	1:59.473
70	Brendan MERRIGAN	c	18:22:13.547	1:59.367

5

No	Name	Gp	Time of Day	Lap Time
6	William DUNLOP	a	18:23:00.756	1:45.140
9	Guy MARTIN	a	18:23:03.615	1:46.319
2	Dean HARRISON	a	18:23:03.744	1:46.508
12	Keith AMOR	a	18:23:11.280	1:47.806
86	Derek McGEE	a	18:23:11.948	1:47.155
82	Derek SHEILS	a	18:23:12.871	1:47.335
97	Seamus ELLIOTT	a	18:23:20.885	1:49.417
52	James COWTON	b	18:23:23.643	1:50.734
10	Andy LAWSON	b	18:23:24.533	1:50.142
56	Sam WILSON	a	18:23:31.984	1:51.501
23	Michal DOKOUPIL	c	18:23:33.419	1:52.616
72	Connor BEHAN	c	18:23:33.495	1:51.550
96	Andy FARRELL	c	18:23:36.011	1:52.962
24	Graham KENNEDY	b	18:23:36.371	1:52.978
143	Colin STEPHENSON	b	18:23:38.212	1:51.561
5	Thomas MAXWELL	b	18:23:38.453	1:53.786
71	Davy MORGAN	b	18:23:43.343	1:53.048
109	Neil KERNOHAN	c	18:23:44.642	1:53.527
26	Dennis BOOTH	c	18:23:45.130	1:53.622
115	Ryan MAHER	c	18:23:46.047	1:54.291
53	Billy REDMAYNE	a	18:23:46.458	1:52.073
70	Brendan MERRIGAN	c	18:24:11.475	1:57.928
127	Stephen CASEY	c	18:24:12.244	1:59.096

6

No	Name	Gp	Time of Day	Lap Time
6	William DUNLOP	a	18:24:46.280	1:45.524
9	Guy MARTIN	a	18:24:48.852	1:45.237
2	Dean HARRISON	a	18:24:49.756	1:46.012
12	Keith AMOR	a	18:24:59.637	1:48.357
86	Derek McGEE	a	18:24:59.903	1:47.955
82	Derek SHEILS	a	18:25:00.195	1:47.324
97	Seamus ELLIOTT	a	18:25:09.412	1:48.527
52	James COWTON	b	18:25:15.751	1:52.108
10	Andy LAWSON	b	18:25:15.892	1:51.359
56	Sam WILSON	a	18:25:24.365	1:52.381
23	Michal DOKOUPIL	c	18:25:25.304	1:51.885
72	Connor BEHAN	c	18:25:25.413	1:51.918
96	Andy FARRELL	c	18:25:28.604	1:52.593
24	Graham KENNEDY	b	18:25:28.720	1:52.349
143	Colin STEPHENSON	b	18:25:29.391	1:51.179
5	Thomas MAXWELL	b	18:25:32.383	1:53.930
71	Davy MORGAN	b	18:25:36.359	1:53.016
53	Billy REDMAYNE	a	18:25:37.899	1:51.441
109	Neil KERNOHAN	c	18:25:38.089	1:53.447
26	Dennis BOOTH	c	18:25:38.536	1:53.406
115	Ryan MAHER	c	18:25:39.071	1:53.024
70	Brendan MERRIGAN	c	18:26:08.640	1:57.165
127	Stephen CASEY	c	18:26:13.852	2:01.608

7

No	Name	Gp	Time of Day	Lap Time
6	William DUNLOP	a	18:26:33.311	1:47.031
9	Guy MARTIN	a	18:26:36.789	1:47.937
2	Dean HARRISON	a	18:26:37.234	1:47.478
12	Keith AMOR	a	18:26:47.661	1:48.024
86	Derek McGEE	a	18:26:47.777	1:47.874
82	Derek SHEILS	a	18:26:48.233	1:48.038
97	Seamus ELLIOTT	a	18:26:59.058	1:49.646
10	Andy LAWSON	b	18:27:06.172	1:50.280
52	James COWTON	b	18:27:06.192	1:50.441
56	Sam WILSON	a	18:27:17.250	1:52.885
72	Connor BEHAN	c	18:27:17.606	1:52.193
23	Michal DOKOUPIL	c	18:27:21.400	1:56.096
24	Graham KENNEDY	b	18:27:21.533	1:52.813
143	Colin STEPHENSON	b	18:27:21.669	1:52.278
96	Andy FARRELL	c	18:27:21.953	1:53.349
5	Thomas MAXWELL	b	18:27:27.501	1:55.118
53	Billy REDMAYNE	a	18:27:29.125	1:51.226
71	Davy MORGAN	b	18:27:29.133	1:52.774
109	Neil KERNOHAN	c	18:27:30.595	1:52.506
26	Dennis BOOTH	c	18:27:30.985	1:52.449
115	Ryan MAHER	c	18:27:32.235	1:53.164

SGS International ARMOY ROAD RACE

SUPERSPORT

Race 1 - First4Printing Supersport

Friday, 24 July 2015



SPEED TRAP

Class	No/Nam	Fastest	Lap 2	Lap 3	Lap 4	Lap 5	Lap 6	Lap 7	Lap 8	Lap 9	Lap 10	Lap 11	Lap 12	Lap 13
SSP	12 Keith AMOR	157.3	141.3	151.2	<u>157.3</u>	153.3	145.5	144.2						
SSP	2 Dean HARRISON	155.8	143.7	151.0	145.2	152.5	154.5	<u>155.8</u>						
SSP	6 William DUNLOP	154.6	147.2	152.6	<u>154.6</u>	152.2	149.9	150.8						
SSP	97 Seamus ELLIOTT	151.6	142.7	147.3	149.6	150.1	<u>151.6</u>	150.9						
SSP	52 James COWTON	151.6	145.5	144.2	142.4	<u>151.6</u>	143.4	141.8						
SSP	86 Derek McGEE	150.2	146.7	137.5	140.2	<u>150.2</u>	145.0	142.4						
SSP	143 Colin STEPHENSON	149.0	137.0	141.1	141.6	144.1	<u>149.0</u>	140.0						
SSP	10 Andy LAWSON	148.7	144.2	148.4	146.7	145.6	148.3	<u>148.7</u>						
SSP	56 Sam WILSON	148.1	<u>148.1</u>	142.5	139.5	146.1	146.3	141.7						
SSP	53 Billy REDMAYNE	148.0	145.1	144.3	144.1	143.7	145.1	<u>148.0</u>						
SSP	71 Davy MORGAN	146.1	135.1	145.5	146.0	<u>146.1</u>	142.2	145.5						
SSP	109 Neil KERNOHAN	144.7	138.7	143.9	<u>144.7</u>	139.2	143.3	144.1						
SSP	82 Derek SHEILS	144.6	139.6	138.2	142.2	144.3	<u>144.6</u>	141.8						
SSP	96 Andy FARRELL	144.4	134.1	138.1	141.8	137.9	<u>144.4</u>	141.1						
SSP	23 Michal DOKOUPIL	144.1	140.8	<u>144.1</u>	139.1	128.8	136.6	137.1						
SSP	5 Thomas MAXWELL	143.2	125.5	137.4	138.9	130.2	134.3	<u>143.2</u>						
SSP	72 Connor BEHAN	141.3	136.6	139.7	138.5	140.5	<u>141.3</u>	133.9						
SSP	24 Graham KENNEDY	139.5	<u>139.5</u>	134.5	138.8	130.3	133.2	138.2						
SSP	115 Ryan MAHER	139.2	<u>139.2</u>	134.0	135.8	138.4	137.2	136.0						
SSP	22 Paul JORDAN	137.7	135.4	<u>137.7</u>	136.6									
SSP	26 Dennis BOOTH	134.3	<u>134.3</u>	127.0	131.3	128.6	130.6	132.4						
SSP	127 Stephen CASEY	126.7	124.0	118.0	116.7	<u>126.7</u>	120.4							
SSP	70 Brendan MERRIGAN	125.7	122.0	123.6	121.1	<u>125.7</u>	122.8							

ROAD RACE - IRISH SUPERSPORT

2015

Pos	No.	Name	Total	Diff	Gap	#1	#2	#3	#4	#5	#6
						R1	R1	R1	R1	R1	R1
1	6	William DUNLOP	150	0	0	25	25	25	25	25	25
2	86	Derek McGEE	98	52	52	20	20	11	20	16	11
3	97	Seamus ELLIOTT	75	75	23	10	x	20	16	20	9
4	61	John WALSH	37	113	38	4	x	10	13	10	x
5	82	Derek SHEILS	34	116	3	11	x	x	x	13	10
6	2	Dean HARRISON	32	118	2	16	x	x	x	x	16
7	22	Paul JORDAN	31	119	1	6	6	16	3	x	x
8	56	Sam WILSON	31	119	0	x	13	13	x	x	5
9	44	Jamie HAMILTON	29	121	2	13	16	x	x	x	x
10	96	Andy FARRELL	28	122	1	x	x	8	11	9	x
11	24	Graham KENNEDY	28	122	0	2	x	7	9	8	2
12	5	Thomas MAXWELL	25	125	3	x	8	x	10	7	x
13	9	Guy MARTIN	20	130	5	x	x	x	x	x	20
14	73	James KELLY	17	133	3	8	x	9	x	x	x
15	53	Billy REDMAYNE	16	134	1	x	10	x	x	x	6
16	23	Michal DOKOUPIL	16	134	0	x	x	5	8	x	3
17	72	Connor BEHAN	15	135	1	x	x	x	x	11	4
18	52	James COWTON	14	136	1	7	x	x	x	x	7
19	93	Paul CRANSTON	14	136	0	x	7	x	7	x	x
20	12	Keith AMOR	13	137	1	x	x	x	x	x	13
21	143	Colin STEPHENSON	12	138	1	x	11	x	x	x	1
22	115	Ryan MAHER	11	139	1	x	x	1	4	6	x
23	29	Richard McLOUGHLIN	11	139	0	x	9	2	x	x	x
24	65	Michael SWEENEY	9	141	2	9	x	x	x	x	x
25	109	Neil KERNOHAN	9	141	0	x	x	4	5	x	x
26	10	Andy LAWSON	8	142	1	x	x	x	x	x	8
27	32	Steven PROCTER	6	144	2	x	x	x	6	x	x
28	111	Brian McCORMACK	6	144	0	x	x	6	x	x	x
29	143	Joe NEWBOULD	6	144	0	1	5	x	x	x	x
30	111	Damien MULLEADY	5	145	1	x	x	x	x	5	x
31	91	James NEESOM	5	145	0	5	x	x	x	x	x
32	26	Dennis BOOTH	5	145	0	x	x	3	2	x	x
33	20	David LUMSDEN	4	146	1	x	x	x	x	4	x
34	31	Allan BRODIE	4	146	0	x	4	x	x	x	x
35	199	Paul FALLON	3	147	1	x	x	x	x	3	x
36	80	Phill ARCHER	3	147	0	x	3	x	x	x	x
37	71	Davy MORGAN	3	147	0	3	x	x	x	x	x
38	613	Dario CECONI	2	148	1	x	x	x	x	2	x
39	74	Tommy HENRY	2	148	0	x	2	x	x	x	x
40	29	David LEWIS	1	149	1	x	x	x	1	x	x
41	78	Dean CAMPBELL	1	149	0	x	1	x	x	x	x

Event Legend

#1	24/04/2015	KDM HIRE COOKSTOWN 100	#4	03/07/2015	AXA Bikecare SKERRIES 100
#2	01/05/2015	AROUND A POUND TANDRAGEE 100	#5	11/07/2015	PRINCIPAL INSURANCE RACE OF THE SOUTH
#3	21/06/2015	CAROLE NASH KELLS ROAD RACE	#6	24/07/2015	SGS INTERNATIONAL ARMOY ROAD RACE

ROAD RACE - ULSTER SUPERSPORT

2015

Pos	No.	Name	Total	Diff	Gap	#1	#2	#3
						R1	R1	R1
1	6	William DUNLOP	75	0	0	25	25	25
2	86	Derek McGEE	51	24	24	20	20	11
3	2	Dean HARRISON	32	43	19	16	x	16
4	44	Jamie HAMILTON	29	46	3	13	16	x
5	82	Derek SHEILS	21	54	8	11	x	10
6	9	Guy MARTIN	20	55	1	x	x	20
7	97	Seamus ELLIOTT	19	56	1	10	x	9
8	56	Sam WILSON	18	57	1	x	13	5
9	53	Billy REDMAYNE	16	59	2	x	10	6
10	52	James COWTON	14	61	2	7	x	7
11	12	Keith AMOR	13	62	1	x	x	13
12	22	Paul JORDAN	12	63	1	6	6	x
13	143	Colin STEPHENSON	12	63	0	x	11	1
14	29	Richard McLOUGHLIN	9	66	3	x	9	x
15	65	Michael SWEENEY	9	66	0	9	x	x
16	10	Andy LAWSON	8	67	1	x	x	8
17	5	Thomas MAXWELL	8	67	0	x	8	x
18	73	James KELLY	8	67	0	8	x	x
19	93	Paul CRANSTON	7	68	1	x	7	x
20	143	Joe NEWBOULD	6	69	1	1	5	x
21	91	James NEESOM	5	70	1	5	x	x
22	72	Connor BEHAN	4	71	1	x	x	4
23	31	Allan BRODIE	4	71	0	x	4	x
24	61	John WALSH	4	71	0	4	x	x
25	24	Graham KENNEDY	4	71	0	2	x	2
26	23	Michal DOKOUPIL	3	72	1	x	x	3
27	80	Phill ARCHER	3	72	0	x	3	x
28	71	Davy MORGAN	3	72	0	3	x	x
29	74	Tommy HENRY	2	73	1	x	2	x
30	78	Dean CAMPBELL	1	74	1	x	1	x

Event Legend

#1	24/04/2015	KDM HIRE COOKSTOWN 100	#3	24/07/2015	SGS INTERNATIONAL ARMOY ROAD RACE
#2	01/05/2015	AROUND A POUND TANDRAGEE 100			