



ARMOY ROAD RACE

The Race of Legends

Friday 24th & Saturday 25th July 2015

promoted by
Armoyn Motorcycle Road Racing Club
www.amrrc.com



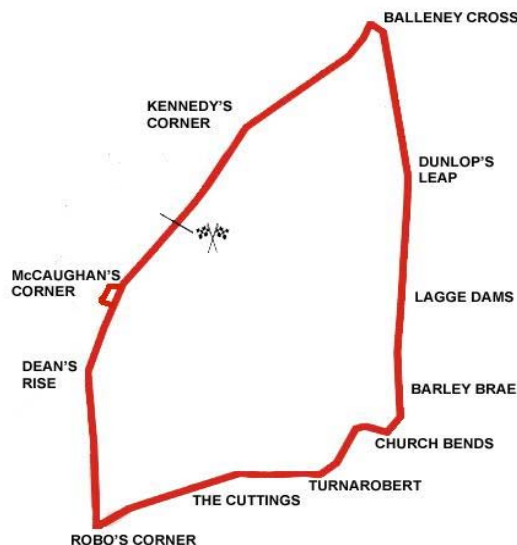
SUPERBIKE



Causeway Coast and Glens
Borough Council



Armoy Circuit 3.008 miles



Lap Records

Class	Rider	Machine	m s	mph	Year
125cc	William Dunlop	Honda	2 02.397	88.473	2010
Moto 3	Christian Elkin	Honda 250	2 03.375	87.771	2014
Moto 450	Ryan Farquhar	Kawasaki	2 00.910	89.561	2011
250cc	Michael Sweeney	Honda	1 52.439	96.308	2013
Supersport 400	Andy Farrell	Kawasaki	1 59.400	90.693	2013
Supertwin	Jeremy McWilliams	Kawasaki 650	1 51.557	97.070	2013
Supersport	Michael Dunlop	Honda	1 44.939	103.191	2013
Superbike	Michael Dunlop	Honda	1 41.382	106.812	2013
Senior Support	Connor Behan	Kawasaki 636	1 50.783	97.748	2013
Junior Support	Mark Hanna	Kawasaki 650	1 54.969	94.189	2013
Classic 1000cc	Robert McCrum	Norton Weslake 950	2 06.649	85.502	2013
Classic 500cc	Richard Lambourne	Norton	2 10.738	82.828	2013
Classic 350cc	Keith Costello	Honda	2 15.054	80.181	2011
Classic 250cc	Kevin Strowger	Suzuki	2 18.625	78.116	2013

MOST WINS at ARMOY ROAD RACE

Ryan Farquhar	11	2009-12	(450-3, Supertwin-4, Supersport-1, Superbike-3)
Michael Dunlop	11	2009-14	(125-1, 250-1, Supersport-2, Superbike-7)
William Dunlop	7	2010-14	(125-2, 250-3, Supersport-2)
Allan Brew	3	2009-13	(Classic 350-1, Classic 500-2)
Robert McCrum	3	2010-14	(Classic 1000-3)
Barry Davidson	3	2012-14	(Classic 350-3)
Dean Harrison	2	2010	(Junior Support-1, Senior Support-1)
Richard Ford	2	2011-12	(Classic 1000-2)
Philip Shaw	2	2010-14	(Classic 250-2)
Christian Elkin	2	2013-14	(Moto 3-2)
Guy Martin	2	2014	(Supersport-1, Superbike-1)

ALL TIME IRISH ROAD RACE WINNERS (after the Race of the South 2015)

Most Wins at All Irish Road Race Meetings

Ryan Farquhar	205	1995-15
Joey Dunlop	156	1971-00
Robert Dunlop	135	1980-08
Ray McCullough	109	1960-82
Phillip McCallen	109	1987-99
William Dunlop	107	2005-15
Michael Dunlop	89	2006-15
Brian Reid	78	1980-94
Darran Lindsay	74	1999-06
James Courtney	66	1992-99

SGS International ARMOY ROAD RACE

SUPERBIKE

Superbike Group A Qualifying


Friday, 24 July 2015



Pos	Class	No	Name	Machine / Sponsor	----- Best Lap -----			On	Laps
					Time	Behind	Speed		
Qualifying Classification									
1	SBKR	3	Michael DUNLOP	BMW - MD Racing	1:45.730		102.419	4	5
2	SBKR	77	Ryan FARQUHAR	Kawasaki - SGS / Manx Gas by KMR	1:47.093	1.363	101.116	4	5
3	SBKR	97	Seamus ELLIOTT	Honda - Wilson Craig Racing	1:49.657	3.927	98.752	5	5
4	SBKR	61	John WALSH	BMW - Nolan Racing	1:51.208	5.478	97.374	4	5
5	SBKR	71	Davy MORGAN	Honda - Magic Bullet	1:51.901	6.171	96.771	3	5
6	SBKR	143	Colin STEPHENSON	Yamaha 600 - CS Tuning	1:52.470	6.740	96.282	5	5
7	SBKR	5	Thomas MAXWELL	Honda 600 - Cookstown BE Racing	1:53.605	7.875	95.320	5	5
8	SBKR	93	Paul CRANSTON	Suzuki - P & J Fuel Haulage	1:53.802	8.072	95.155	3	5
9	SBKR	109	Neil KERNOHAN	Yamaha 600 - Logan Racing	1:53.946	8.216	95.034	4	5
10	SBKR	23	Michal DOKOUPIL	Yamaha 600 - Das Trans	1:54.521	8.791	94.557	4	5
11	SBKR	75	Kevin FITZPATRICK	Suzuki 750 - Mongey Haulage	1:54.561	8.831	94.524	4	5
12	SBKR	19	Dave HEWSON	Yamaha 600 - Obsession Engineering	1:56.254	10.524	93.148	5	5
13	SBKR	99	Gavin LUPTON	Honda	1:56.659	10.929	92.824	4	5
14	SBKR	13	Seanie SMITH	Suzuki 750	1:58.173	12.443	91.635	3	5
15	SBKR	55	Scott CAMPBELL	Yamaha 600 - Ian Bell Motorcycles	1:58.990	13.260	91.006	5	5
16	SBKR	43	Stephen DEGNAN	Kawasaki	2:04.321	18.591	87.104	5	5
17	SBKR	57	Adrian LOGUE	Suzuki 600	2:05.735	20.005	86.124	4	5

Provisional result to be confirmed by the Stewards of the Meeting subject to completion of technical inspections & the time limit for protests

Page 1 / 1

Circuit	Armoiy	Signed		Organising Club	Armoiy MRRC
Length(miles)	3.0080		Chief Timekeeper	Qualifying Started	15:47
Weather	Sunny	Issued At:	16:04		
Track	Dry				



SGS International ARMOY ROAD RACE

SUPERBIKE

Superbike Group A Qualifying

Friday, 24 July 2015

DETAILED RESULT



Qualifying Classification

Position

1 3 Michael DUNLOP

SBKR Behind 1.363
Best Time **1:45.730** Best Speed **102.419** On 4 Gp

Lap	Elapsed Time	Lap Time	Lap Speed
1	2:53.446	2:53.446	62.433
2	4:56.022	2:02.576	88.344
3	6:50.490	1:54.468	94.601
4	8:36.220	1:45.730	102.419
5	10:23.779	1:47.559	100.678

2 77 Ryan FARQUHAR

SBKR Behind 1.363
Best Time **1:47.093** Best Speed **101.116** On 4 Gp

Lap	Elapsed Time	Lap Time	Lap Speed
1	1:54.975	1:54.975	94.184
2	3:44.143	1:49.168	99.194
3	5:31.602	1:47.459	100.771
4	7:18.695	1:47.093	101.116
5	9:06.260	1:47.565	100.672

3 97 Seamus ELLIOTT

SBKR Behind 3.927
Best Time **1:49.657** Best Speed **98.752** On 5 Gp

Lap	Elapsed Time	Lap Time	Lap Speed
1	2:15.961	2:15.961	79.646
2	4:08.941	1:52.980	95.847
3	5:58.937	1:49.996	98.447
4	7:49.548	1:50.611	97.900
5	9:39.205	1:49.657	98.752

4 61 John WALSH

SBKR Behind 5.478
Best Time **1:51.208** Best Speed **97.374** On 4 Gp

Lap	Elapsed Time	Lap Time	Lap Speed
1	1:59.134	1:59.134	90.896
2	3:51.677	1:52.543	96.219
3	5:43.523	1:51.846	96.819
4	7:34.731	1:51.208	97.374
5	9:29.353	1:54.622	94.474

Qualifying Classification

Position

5 71 Davy MORGAN

SBKR Behind 6.171
Best Time **1:51.901** Best Speed **96.771** On 3 Gp

Lap	Elapsed Time	Lap Time	Lap Speed
1	2:13.685	2:13.685	81.002
2	4:08.770	1:55.085	94.094
3	6:00.671	1:51.901	96.771
4	7:53.790	1:53.119	95.729
5	9:46.634	1:52.844	95.963

6 143 Colin STEPHENSON

SBKR Behind 6.740
Best Time **1:52.470** Best Speed **96.282** On 5 Gp

Lap	Elapsed Time	Lap Time	Lap Speed
1	2:13.137	2:13.137	81.336
2	4:07.635	1:54.498	94.576
3	6:00.429	1:52.794	96.005
4	7:55.173	1:54.744	94.374
5	9:47.643	1:52.470	96.282

7 5 Thomas MAXWELL

SBKR Behind 7.875
Best Time **1:53.605** Best Speed **95.320** On 5 Gp

Lap	Elapsed Time	Lap Time	Lap Speed
1	2:00.708	2:00.708	89.711
2	3:54.457	1:53.749	95.199
3	5:48.505	1:54.048	94.949
4	7:42.680	1:54.175	94.844
5	9:36.285	1:53.605	95.320

8 93 Paul CRANSTON

SBKR Behind 8.072
Best Time **1:53.802** Best Speed **95.155** On 3 Gp

Lap	Elapsed Time	Lap Time	Lap Speed
1	2:09.792	2:09.792	83.432
2	4:05.174	1:55.382	93.852
3	5:58.976	1:53.802	95.155
4	7:54.926	1:55.950	93.392
5	9:49.853	1:54.927	94.223

SGS International ARMOY ROAD RACE

SUPERBIKE

Superbike Group A Qualifying

Friday, 24 July 2015

DETAILED RESULT



Qualifying Classification

Position

9 109 Neil KERNOHAN

SBKR Behind **8.216**

Best Time **1:53.946** Best Speed **95.034** On **4** Gp

Lap	Elapsed Time	Lap Time	Lap Speed
1	2:18.517	2:18.517	78.177
2	4:15.060	1:56.543	92.917
3	6:10.299	1:55.239	93.968
4	8:04.245	1:53.946	95.034
5	9:59.064	1:54.819	94.312

Qualifying Classification

Position

13 99 Gavin LUPTON

SBKR Behind **10.929**

Best Time **1:56.659** Best Speed **92.824** On **4** Gp

Lap	Elapsed Time	Lap Time	Lap Speed
1	2:23.279	2:23.279	75.578
2	4:22.041	1:58.762	91.181
3	6:18.902	1:56.861	92.664
4	8:15.561	1:56.659	92.824
5	10:12.355	1:56.794	92.717

10 23 Michal DOKOUPIL

SBKR Behind **8.791**

Best Time **1:54.521** Best Speed **94.557** On **4** Gp

Lap	Elapsed Time	Lap Time	Lap Speed
1	2:12.570	2:12.570	81.684
2	4:09.890	1:57.320	92.301
3	6:05.451	1:55.561	93.706
4	7:59.972	1:54.521	94.557
5	9:55.476	1:55.504	93.753

14 13 Seanie SMITH

SBKR Behind **12.443**

Best Time **1:58.173** Best Speed **91.635** On **3** Gp

Lap	Elapsed Time	Lap Time	Lap Speed
1	2:31.509	2:31.509	71.473
2	4:32.291	2:00.782	89.656
3	6:30.464	1:58.173	91.635
4	8:30.052	1:59.588	90.551
5	10:28.395	1:58.343	91.504

11 75 Kevin FITZPATRICK

SBKR Behind **8.831**

Best Time **1:54.561** Best Speed **94.524** On **4** Gp

Lap	Elapsed Time	Lap Time	Lap Speed
1	2:16.950	2:16.950	79.071
2	4:14.846	1:57.896	91.850
3	6:10.291	1:55.445	93.801
4	8:04.852	1:54.561	94.524
5	9:59.606	1:54.754	94.365

15 55 Scott CAMPBELL

SBKR Behind **13.260**

Best Time **1:58.990** Best Speed **91.006** On **5** Gp

Lap	Elapsed Time	Lap Time	Lap Speed
1	2:21.642	2:21.642	76.452
2	4:24.007	2:02.365	88.496
3	6:25.156	2:01.149	89.384
4	8:24.817	1:59.661	90.496
5	10:23.807	1:58.990	91.006

12 19 Dave HEWSON

SBKR Behind **10.524**

Best Time **1:56.254** Best Speed **93.148** On **5** Gp

Lap	Elapsed Time	Lap Time	Lap Speed
1	2:25.147	2:25.147	74.606
2	4:24.215	1:59.068	90.946
3	6:22.298	1:58.083	91.705
4	8:19.125	1:56.827	92.691
5	10:15.379	1:56.254	93.148

16 43 Stephen DEGNAN

SBKR Behind **18.591**

Best Time **2:04.321** Best Speed **87.104** On **5** Gp

Lap	Elapsed Time	Lap Time	Lap Speed
1	2:18.274	2:18.274	78.314
2	4:22.638	2:04.364	87.073
3	6:28.503	2:05.865	86.035
4	8:33.346	2:04.843	86.739
5	10:37.667	2:04.321	87.104

SGS International ARMOY ROAD RACE

SUPERBIKE

Superbike Group A Qualifying

Friday, 24 July 2015

DETAILED RESULT



Qualifying Classification

Position

17

57 Adrian LOGUE

SBKR Behind **20.005**

Best Time **2:05.735** Best Speed **86.124** On **4** Gp

Lap	Elapsed Time	Lap Time	Lap Speed
1	2:41.382	2:41.382	67.100
2	4:50.623	2:09.241	83.788
3	6:56.871	2:06.248	85.774
4	9:02.606	2:05.735	86.124
5	11:08.657	2:06.051	85.908

SGS International ARMOY ROAD RACE

SUPERBIKE

Superbike Group A Qualifying

Friday, 24 July 2015



SPEED TRAP

Class	No/Name	Fastest	Lap 2	Lap 3	Lap 4	Lap 5	Lap 6	Lap 7	Lap 8	Lap 9	Lap 10	Lap 11	Lap 12	Lap 13
77	Ryan FARQUHAR	156.3	138.2	<u>156.3</u>	149.9	143.6								
3	Michael DUNLOP	155.4	130.8	148.0	<u>155.4</u>	154.5								
109	Neil KERNOHAN	151.9	125.5	133.7	<u>151.9</u>	140.1								
75	Kevin FITZPATRICK	149.2	146.3	146.8	<u>149.2</u>	145.0								
61	John WALSH	148.7	128.7	<u>148.7</u>	139.1	140.1								
97	Seamus ELLIOTT	148.1	141.7	145.2	145.6	<u>148.1</u>								
143	Colin STEPHENSON	143.6	125.8	<u>143.6</u>	139.5	141.1								
93	Paul CRANSTON	142.5	130.9	<u>142.5</u>	129.7	136.2								
5	Thomas MAXWELL	141.9	134.4	<u>141.9</u>	141.1	139.1								
71	Davy MORGAN	139.2	127.1	137.0	138.7	<u>139.2</u>								
13	Seanie SMITH	139.0	124.2	136.3	129.5	<u>139.0</u>								
43	Stephen DEGNAN	138.3	126.4	110.2	129.8	<u>138.3</u>								
55	Scott CAMPBELL	137.5	<u>137.5</u>	133.4	129.8	136.3								
19	Dave HEWSON	134.9	130.6	129.5	131.6	<u>134.9</u>								
23	Michal DOKOUPIL	133.4	119.6	125.8	<u>133.4</u>	126.9								
57	Adrian LOGUE	130.5	124.1	128.7	<u>130.5</u>	126.8								
99	Gavin LUPTON	128.0	118.7	<u>128.0</u>	121.7	125.2								

SGS International ARMOY ROAD RACE

SUPERBIKE

Superbike Group B Qualifying


Friday, 24 July 2015



Pos	Class	No	Name	Machine / Sponsor	----- Best Lap -----			Laps	
					Time	Behind	Speed		
Qualifying Classification									
1	SBKR	6	William DUNLOP	BMW - Tyco BMW Motorrad Racing	1:43.646		104.479	4	5
2	SBKR	8	Guy MARTIN	BMW - Tyco BMW Motorrad Racing	1:44.708	1.062	103.419	6	6
3	SBKR	82	Derek SHEILS	Kawasaki - BikeBitsNI Racing	1:45.340	1.694	102.799	3	6
4	SBKR	12	Keith AMOR	BMW - Rig Deluge Road Racing	1:45.696	2.050	102.452	4	5
5	SBKR	86	Derek McGEE	Kawasaki - McGee Racing	1:47.262	3.616	100.957	3	5
6	SBKR	2	Dean HARRISON	Yamaha - Mar-Train Racing	1:48.772	5.126	99.555	2	2
7	SBKR	22	Paul JORDAN	Honda 600 - Moira MRC	1:50.393	6.747	98.093	4	5
8	SBKR	52	James COWTON	Honda 600 - Cowton Racing	1:51.571	7.925	97.057	4	5
9	SBKR	10	Andy LAWSON	Kawasaki - Shirlaw's Motorcycles	1:52.107	8.461	96.593	5	5
10	SBKR	96	Andy FARRELL	Yamaha 600 - N2K	1:52.528	8.882	96.232	5	5
11	SBKR	64	Stephen McKNIGHT	Honda	1:53.379	9.733	95.510	5	5
12	SBKR	26	Dennis BOOTH	Kawasaki	1:55.641	11.995	93.642	5	5
13	SBKR	78	Dean CAMPBELL	Suzuki	1:55.959	12.313	93.385	5	5
14	SBKR	38	Derek WILKIE	Triumph 675	2:01.590	17.944	89.060	3	5
15	SBKR	28	Paul GARTLAND	Suzuki 750	2:01.841	18.195	88.876	3	4
16	SBKR	46	Stephen WILSON	Suzuki 750 - Team Miserable	2:12.679	29.033	81.617	4	4

Provisional result to be confirmed by the Stewards of the Meeting subject to completion of technical inspections & the time limit for protests

Page 1 / 1

Circuit	Armoyle	Signed		Organising Club	Armoyle MRRC
Length(miles)	3.0080		Chief Timekeeper	Qualifying Started	16:03
Weather	Sunny	Issued At:	16:19		
Track	Dry				



SGS International ARMOY ROAD RACE

SUPERBIKE

Superbike Group B Qualifying

Friday, 24 July 2015

DETAILED RESULT



Qualifying Classification

Position

1 6 William DUNLOP

SBKR Behind **1.062**
Best Time **1:43.646** Best Speed **104.479** On **4** Gp

Lap	Elapsed Time	Lap Time	Lap Speed
1	2:08.838	2:08.838	84.050
2	3:55.374	1:46.536	101.645
3	5:40.872	1:45.498	102.645
4	7:24.518	1:43.646	104.479
5	9:10.030	1:45.512	102.631

2 8 Guy MARTIN

SBKR Behind **1.062**
Best Time **1:44.708** Best Speed **103.419** On **6** Gp

Lap	Elapsed Time	Lap Time	Lap Speed
1	1:53.468	1:53.468	95.435
2	3:40.845	1:47.377	100.848
3	5:26.559	1:45.714	102.435
4	7:12.505	1:45.946	102.211
5	9:00.296	1:47.791	100.461
6	10:45.004	1:44.708	103.419

3 82 Derek SHEILS

SBKR Behind **1.694**
Best Time **1:45.340** Best Speed **102.799** On **3** Gp

Lap	Elapsed Time	Lap Time	Lap Speed
1	1:55.673	1:55.673	93.616
2	3:42.718	1:47.045	101.161
3	5:28.058	1:45.340	102.799
4	7:13.481	1:45.423	102.718
5	9:00.480	1:46.999	101.205
6	10:45.951	1:45.471	102.671

4 12 Keith AMOR

SBKR Behind **2.050**
Best Time **1:45.696** Best Speed **102.452** On **4** Gp

Lap	Elapsed Time	Lap Time	Lap Speed
1	1:57.891	1:57.891	91.854
2	3:45.358	1:47.467	100.764
3	5:31.306	1:45.948	102.209
4	7:17.002	1:45.696	102.452
5	9:02.969	1:45.967	102.190

Qualifying Classification

Position

5 86 Derek McGEE

SBKR Behind **3.616**
Best Time **1:47.262** Best Speed **100.957** On **3** Gp

Lap	Elapsed Time	Lap Time	Lap Speed
1	2:00.439	2:00.439	89.911
2	3:47.962	1:47.523	100.711
3	5:35.224	1:47.262	100.957
4	7:22.690	1:47.466	100.765
5	9:10.837	1:48.147	100.130

6 2 Dean HARRISON

SBKR Behind **5.126**
Best Time **1:48.772** Best Speed **99.555** On **2** Gp

Lap	Elapsed Time	Lap Time	Lap Speed
1	2:02.802	2:02.802	88.181
2	3:51.574	1:48.772	99.555

7 22 Paul JORDAN

SBKR Behind **6.747**
Best Time **1:50.393** Best Speed **98.093** On **4** Gp

Lap	Elapsed Time	Lap Time	Lap Speed
1	2:30.206	2:30.206	72.093
2	4:25.086	1:54.880	94.262
3	6:15.934	1:50.848	97.691
4	8:06.327	1:50.393	98.093
5	9:59.160	1:52.833	95.972

8 52 James COWTON

SBKR Behind **7.925**
Best Time **1:51.571** Best Speed **97.057** On **4** Gp

Lap	Elapsed Time	Lap Time	Lap Speed
1	2:13.670	2:13.670	81.011
2	4:05.895	1:52.225	96.492
3	5:57.474	1:51.579	97.051
4	7:49.045	1:51.571	97.057
5	9:40.726	1:51.681	96.962

SGS International ARMOY ROAD RACE

SUPERBIKE

Superbike Group B Qualifying

Friday, 24 July 2015

DETAILED RESULT



Qualifying Classification

Position

9 10 Andy LAWSON

SBKR Behind 8.461

Best Time 1:52.107 Best Speed 96.593 On 5 Gp

Lap	Elapsed Time	Lap Time	Lap Speed
1	2:11.236	2:11.236	82.514
2	4:04.373	1:53.137	95.714
3	5:57.756	1:53.383	95.506
4	7:50.136	1:52.380	96.359
5	9:42.243	1:52.107	96.593

Qualifying Classification

Position

13 78 Dean CAMPBELL

SBKR Behind 12.313

Best Time 1:55.959 Best Speed 93.385 On 5 Gp

Lap	Elapsed Time	Lap Time	Lap Speed
1	2:28.470	2:28.470	72.936
2	4:27.906	1:59.436	90.666
3	6:24.938	1:57.032	92.529
4	8:22.498	1:57.560	92.113
5	10:18.457	1:55.959	93.385

10 96 Andy FARRELL

SBKR Behind 8.882

Best Time 1:52.528 Best Speed 96.232 On 5 Gp

Lap	Elapsed Time	Lap Time	Lap Speed
1	2:13.605	2:13.605	81.051
2	4:09.964	1:56.359	93.064
3	6:02.738	1:52.774	96.022
4	7:56.083	1:53.345	95.538
5	9:48.611	1:52.528	96.232

14 38 Derek WILKIE

SBKR Behind 17.944

Best Time 2:01.590 Best Speed 89.060 On 3 Gp

Lap	Elapsed Time	Lap Time	Lap Speed
1	2:31.364	2:31.364	71.541
2	4:35.466	2:04.102	87.257
3	6:37.056	2:01.590	89.060
4	8:39.957	2:02.901	88.110
5	10:42.335	2:02.378	88.486

11 64 Stephen McKNIGHT

SBKR Behind 9.733

Best Time 1:53.379 Best Speed 95.510 On 5 Gp

Lap	Elapsed Time	Lap Time	Lap Speed
1	2:13.394	2:13.394	81.179
2	4:11.322	1:57.928	91.826
3	6:05.703	1:54.381	94.673
4	7:59.958	1:54.255	94.777
5	9:53.337	1:53.379	95.510

15 28 Paul GARTLAND

SBKR Behind 18.195

Best Time 2:01.841 Best Speed 88.876 On 3 Gp

Lap	Elapsed Time	Lap Time	Lap Speed
1	2:28.237	2:28.237	73.051
2	5:03.884	2:35.647	69.573
3	7:05.725	2:01.841	88.876
4	9:08.966	2:03.241	87.867

12 26 Dennis BOOTH

SBKR Behind 11.995

Best Time 1:55.641 Best Speed 93.642 On 5 Gp

Lap	Elapsed Time	Lap Time	Lap Speed
1	2:28.346	2:28.346	72.997
2	4:27.476	1:59.130	90.899
3	6:24.614	1:57.138	92.445
4	8:20.949	1:56.335	93.083
5	10:16.590	1:55.641	93.642

16 46 Stephen WILSON

SBKR Behind 29.033

Best Time 2:12.679 Best Speed 81.617 On 4 Gp

Lap	Elapsed Time	Lap Time	Lap Speed
1	2:50.477	2:50.477	63.521
2	5:03.474	2:12.997	81.421
3	7:16.878	2:13.404	81.173
4	9:29.557	2:12.679	81.617

SGS International ARMOY ROAD RACE

SUPERBIKE

Superbike Group B Qualifying

Friday, 24 July 2015



SPEED TRAP

Class	No/Name	Fastest	Lap 2	Lap 3	Lap 4	Lap 5	Lap 6	Lap 7	Lap 8	Lap 9	Lap 10	Lap 11	Lap 12	Lap 13
6	William DUNLOP	159.2	148.0	<u>159.2</u>	155.5	157.9								
8	Guy MARTIN	157.9	150.8	153.8	153.6	<u>157.9</u>	157.2							
86	Derek McGEE	152.9	149.2	<u>152.9</u>	150.6	149.8								
64	Stephen McKNIGHT	151.0	137.6	149.4	<u>151.0</u>	131.9								
82	Derek SHEILS	150.9	146.0	150.5	<u>150.9</u>	<u>150.9</u>	142.4							
12	Keith AMOR	150.2	146.4	149.2	<u>150.2</u>	141.8								
22	Paul JORDAN	148.7	132.9	143.4	146.1	<u>148.7</u>								
10	Andy LAWSON	145.6	142.0	140.3	133.9	<u>145.6</u>								
96	Andy FARRELL	144.6	140.5	139.6	139.0	<u>144.6</u>								
2	Dean HARRISON	143.2	<u>143.2</u>											
38	Derek WILKIE	142.7	142.0	<u>142.7</u>	129.5	138.2								
78	Dean CAMPBELL	139.8	126.7	134.4	135.2	<u>139.8</u>								
52	James COWTON	139.6	134.6	<u>139.6</u>	135.0	137.0								
28	Paul GARTLAND	137.4	129.2	124.0	<u>137.4</u>									
26	Dennis BOOTH	133.2	125.6	<u>133.2</u>	130.1	131.8								
46	Stephen WILSON	126.8	118.4	<u>126.8</u>	115.6									

SGS International ARMOY ROAD RACE

SUPERBIKE Combined Qualifying




Pos	Class	No	Name	-----Best Time / Qual Laps-----		Overall Best Time / Speed / Total Qual Laps
				Session A	Session B	
1	SBKR	6	William DUNLOP	-----	1:43.646	1:43.646 104.479
2	SBKR	8	Guy MARTIN	-----	1:44.708	1:44.708 103.419
3	SBKR	82	Derek SHEILS	-----	1:45.340	1:45.340 102.799
4	SBKR	12	Keith AMOR	-----	1:45.696	1:45.696 102.452
5	SBKR	3	Michael DUNLOP	1:45.730	-----	1:45.730 102.419
6	SBKR	77	Ryan FARQUHAR	1:47.093	-----	1:47.093 101.116
7	SBKR	86	Derek McGEE	-----	1:47.262	1:47.262 100.957
8	SBKR	2	Dean HARRISON	-----	1:48.772	1:48.772 99.555
9	SBKR	97	Seamus ELLIOTT	1:49.657	-----	1:49.657 98.752
10	SBKR	22	Paul JORDAN	-----	1:50.393	1:50.393 98.093
11	SBKR	61	John WALSH	1:51.208	-----	1:51.208 97.374
12	SBKR	52	James COWTON	-----	1:51.571	1:51.571 97.057
13	SBKR	71	Davy MORGAN	1:51.901	-----	1:51.901 96.771
14	SBKR	10	Andy LAWSON	-----	1:52.107	1:52.107 96.593
15	SBKR	143	Colin STEPHENSON	1:52.470	-----	1:52.470 96.282
16	SBKR	96	Andy FARRELL	-----	1:52.528	1:52.528 96.232
17	SBKR	64	Stephen McKNIGHT	-----	1:53.379	1:53.379 95.510
18	SBKR	5	Thomas MAXWELL	1:53.605	-----	1:53.605 95.320
19	SBKR	93	Paul CRANSTON	1:53.802	-----	1:53.802 95.155
20	SBKR	109	Neil KERNOHAN	1:53.946	-----	1:53.946 95.034
21	SBKR	23	Michal DOKOUPIL	1:54.521	-----	1:54.521 94.557
22	SBKR	75	Kevin FITZPATRICK	1:54.561	-----	1:54.561 94.524
23	SBKR	26	Dennis BOOTH	-----	1:55.641	1:55.641 93.642
24	SBKR	78	Dean CAMPBELL	-----	1:55.959	1:55.959 93.385
25	SBKR	19	Dave HEWSON	1:56.254	-----	1:56.254 93.148
26	SBKR	99	Gavin LUPTON	1:56.659	-----	1:56.659 92.824
27	SBKR	13	Seanie SMITH	1:58.173	-----	1:58.173 91.635
28	SBKR	55	Scott CAMPBELL	1:58.990	-----	1:58.990 91.006
29	SBKR	38	Derek WILKIE	-----	2:01.590	2:01.590 89.060
30	SBKR	28	Paul GARTLAND	-----	2:01.841	2:01.841 88.876
31	SBKR	43	Stephen DEGNAN	2:04.321	-----	2:04.321 87.104
32	SBKR	57	Adrian LOGUE	2:05.735	-----	2:05.735 86.124
33	SBKR	46	Stephen WILSON	-----	2:12.679	2:12.679 81.617

Fastest 27 to Open Race 6

Provisional result to be confirmed by the Stewards of the Meeting subject to completion of technical inspections & the time limit for protests

Page 1 / 1

Circuit	Armoey	Signed	 Chief Timekeeper	Organising Club	Armoey MRRC
Length(miles)	3.0080	Issued At:			
Weather					
Track					



SGS INTERNATIONAL ARMOY ROAD RACE

SUPERBIKE

ArmoY 3.008 miles


R6: TorqueTronix Superbike Championship

25/07/2015 13:30

Race (7 Laps)

RACE 6 - SUPERBIKE CHAMPIONSHIP

			13		12
			A		
99	19		78		11
C	B		A		
	26		75		10
	B		A		
23	109		93	C	9
C	B		A		
<hr/>					
			5		8
			A		
64	96		143		7
C	B		A		
	10		71		6
	B		A		
52	61		22	B	5
C	B		A		
<hr/>					
			97		4
			A		
2	86		77		3
C	B		A		
	3		12		2
	B		A		
82	8		6	A	1
C	B		A		
			POLE POSITION		



Promoted by ArmoY Motorcycle Road Racing Club

Orbits

Provisional result to be confirmed by the Stewards of the Meeting subject to the completion of technical inspections and the time limit for protests.

MCUI (Ulster Centre) Timing @ www.elaps-timing.com



Ride on
Delta
Seven

SGS International ARMOY ROAD RACE

SUPERBIKE

Race 6 - Torquetronix Superbike Championship

Saturday, 25 July 2015



Pos	Class	No	Name	Machine / Sponsor	Gp	Lap	Total Time	Behind	Speed	-----Best Lap-----	
										Time	Speed

Race Classification

1	SBKR	8	Guy MARTIN	BMW - Tyco BMW Motorrad Racing	a	7	12:13.278		103.374	1:43.083	105.049	6
2	SBKR	6	William DUNLOP	BMW - Tyco BMW Motorrad Racing	a	7	12:15.599	2.321	103.047	1:43.478	104.648	4
3	SBKR	82	Derek SHEILS	Kawasaki - BikeBitsNI Racing	a	7	12:18.410	5.132	102.655	1:44.109	104.014	4
4	SBKR	3	Michael DUNLOP	BMW - MD Racing	a	7	12:20.290	7.012	102.394	1:43.564	104.561	7
5	SBKR	2	Dean HARRISON	Yamaha - Mar-Train Racing	a	7	12:24.233	10.955	101.852	1:44.775	103.353	6
6	SBKR	77	Ryan FARQUHAR	Kawasaki - SGS / Manx Gas by KMR	a	7	12:33.268	19.990	100.630	1:44.813	103.315	2
7	SBKR	10	Andy LAWSON	Kawasaki 600 - Shirlaw's Motorcycles	b	7	12:58.503	45.225	97.368	1:49.927	98.509	6
8	SBKR	71	Davy MORGAN	Honda - Magic Bullet	b	7	13:04.132	50.854	96.669	1:50.523	97.978	6
9	SBKR	61	John WALSH	BMW - Nolan Racing	b	7	13:08.635	55.357	96.117	1:50.579	97.928	4
10	SBKR	5	Thomas MAXWELL	Honda 600 - Cookstown BE Racing	b	7	13:09.693	56.415	95.989	1:50.939	97.610	4
11	SBKR	75	Kevin FITZPATRICK	Suzuki 750 - Mongey Haulage	c	7	13:19.945	1:06.667	94.759	1:52.875	95.936	5
12	SBKR	52	James COWTON	Suzuki 650 - VRS Racing	b	7	13:25.620	1:12.342	94.091	1:53.537	95.377	2
13	SBKR	26	Dennis BOOTH	Kawasaki	c	7	13:29.931	1:16.653	93.590	1:53.188	95.671	7
14	SBKR	93	Paul CRANSTON	Suzuki - P & J Fuel Haulage	c	6	11:43.825	1 Lap	92.314	1:55.404	93.834	6
15	SBKR	99	Gavin LUPTON	Honda	c	6	11:45.351	1 Lap	92.114	1:54.979	94.181	5
16	SBKR	78	Dean CAMPBELL	Suzuki	c	6	11:45.447	1 Lap	92.102	1:55.208	93.993	5
17	SBKR	19	Dave HEWSON	Yamaha 600 - Obsession Engineering	c	6	11:46.125	1 Lap	92.013	1:55.221	93.983	4
18	SBKR	13	Seanie SMITH	Suzuki 750	c	6	11:46.538	1 Lap	91.959	1:55.265	93.947	5

Fastest Lap


SBKR	8	Guy MARTIN	BMW - Tyco BMW Motorrad Racing	1:43.083	105.049	6
------	---	------------	--------------------------------	----------	---------	---

Not Classified

DNF	SBKR	64	Stephen McKNIGHT	Honda	b	6	11:15.754		96.149	1:51.031	97.530	2
DNF	SBKR	97	Seamus ELLIOTT	Honda - Wilson Craig Racing	a	2	3:39.890		98.493	1:45.688	102.460	2
DNF	SBKR	86	Derek McGEE	Kawasaki - McGee Racing	a	1	1:54.126		94.885	0	0.000	1

Provisional result to be confirmed by the Stewards of the Meeting subject to completion of technical inspections & the time limit for protests

Page 1 / 1

Circuit	Armoyn	Signed		Organising Club	Armoyn MRRC
Length(miles)	3.0080		Chief Timekeeper	Race Started	14:07
Weather	Sunny	Issued At:	11:54	Gp Time Diff - b 14.71 / c 29.67	
Track	Dry				



SGS International ARMOY ROAD RACE

SUPERBIKE

Race 6 - Torquetronix Superbike Championship

Saturday, 25 July 2015

DETAILED RESULT



Race Classification

1 8 Guy MARTIN

Total Time **12:13.278** Avg Speed **103.374** Behind
Best Time **1:43.083** Best Speed **105.049** On **6** Gp **a**

Lap	Elapsed Time	Lap Time	Lap Speed
1	1:49.455	1:49.455	98.934
2	3:33.546	1:44.091	104.032
3	5:17.324	1:44.778	104.346
4	7:00.682	1:43.358	104.770
5	8:44.249	1:43.567	104.558
6	10:27.332	1:43.083	105.049
7	12:13.278	1:45.946	102.211

2 6 William DUNLOP

Total Time **12:15.599** Avg Speed **103.047** Behind **2.321**
Best Time **1:43.478** Best Speed **104.648** On **4** Gp **a**

Lap	Elapsed Time	Lap Time	Lap Speed
1	1:50.175	1:50.175	98.287
2	3:34.890	1:44.715	103.412
3	5:18.653	1:43.763	104.361
4	7:02.131	1:43.478	104.648
5	8:46.003	1:43.872	104.251
6	10:29.909	1:43.906	104.217
7	12:15.599	1:45.690	102.458

3 82 Derek SHEILS

Total Time **12:18.410** Avg Speed **102.655** Behind **5.132**
Best Time **1:44.109** Best Speed **104.014** On **4** Gp **a**

Lap	Elapsed Time	Lap Time	Lap Speed
1	1:49.758	1:49.758	98.661
2	3:34.909	1:45.151	102.983
3	5:19.424	1:44.515	103.610
4	7:03.533	1:44.109	104.014
5	8:48.447	1:44.914	103.216
6	10:32.882	1:44.435	103.689
7	12:18.410	1:45.528	102.615

Race Classification

4 3 Michael DUNLOP

Total Time **12:20.290** Avg Speed **102.394** Behind **7.012**
Best Time **1:43.564** Best Speed **104.561** On **7** Gp **a**

Lap	Elapsed Time	Lap Time	Lap Speed
1	1:52.018	1:52.018	96.670
2	3:37.209	1:45.191	102.944
3	5:21.976	1:44.767	103.361
4	7:08.250	1:46.274	101.895
5	8:52.207	1:43.957	104.166
6	10:36.726	1:44.519	103.606
7	12:20.290	1:43.564	104.561

5 2 Dean HARRISON

Total Time **12:24.233** Avg Speed **101.852** Behind **10.955**
Best Time **1:44.775** Best Speed **103.353** On **6** Gp **a**

Lap	Elapsed Time	Lap Time	Lap Speed
1	1:52.712	1:52.712	96.075
2	3:37.867	1:45.155	102.979
3	5:22.753	1:44.886	103.244
4	7:08.790	1:46.037	102.123
5	8:54.354	1:45.564	102.580
6	10:39.129	1:44.775	103.353
7	12:24.233	1:45.104	103.029

6 77 Ryan FARQUHAR

Total Time **12:33.268** Avg Speed **100.630** Behind **19.990**
Best Time **1:44.813** Best Speed **103.315** On **2** Gp **a**

Lap	Elapsed Time	Lap Time	Lap Speed
1	1:51.208	1:51.208	97.374
2	3:36.021	1:44.813	103.315
3	5:21.450	1:45.429	102.712
4	7:08.246	1:46.796	101.397
5	8:56.204	1:47.958	100.306
6	10:44.350	1:48.146	100.131
7	12:33.268	1:48.918	99.422

SGS International ARMOY ROAD RACE

SUPERBIKE

Race 6 - Torquetronix Superbike Championship

Saturday, 25 July 2015

DETAILED RESULT



Race Classification

7 10 Andy LAWSON

Total Time **12:58.503** Avg Speed **97.368** Behind **45.225**
Best Time **1:49.927** Best Speed **98.509** On **6** Gp **b**

Lap	Elapsed Time	Lap Time	Lap Speed
1	1:56.000	1:56.000	93.352
2	3:46.064	1:50.064	98.386
3	5:37.233	1:51.169	97.408
4	7:27.991	1:50.758	97.770
5	9:18.336	1:50.345	98.136
6	11:08.263	1:49.927	98.509
7	12:58.503	1:50.240	98.229

8 71 Davy MORGAN

Total Time **13:04.132** Avg Speed **96.669** Behind **50.854**
Best Time **1:50.523** Best Speed **97.978** On **6** Gp **b**

Lap	Elapsed Time	Lap Time	Lap Speed
1	1:57.640	1:57.640	92.050
2	3:49.087	1:51.447	97.165
3	5:40.429	1:51.342	97.257
4	7:31.034	1:50.605	97.905
5	9:22.901	1:51.867	96.801
6	11:13.424	1:50.523	97.978
7	13:04.132	1:50.708	97.814

9 61 John WALSH

Total Time **13:08.635** Avg Speed **96.117** Behind **55.357**
Best Time **1:50.579** Best Speed **97.928** On **4** Gp **b**

Lap	Elapsed Time	Lap Time	Lap Speed
1	1:58.668	1:58.668	91.253
2	3:49.931	1:51.263	97.326
3	5:41.186	1:51.255	97.333
4	7:31.765	1:50.579	97.928
5	9:24.004	1:52.239	96.480
6	11:16.357	1:52.353	96.382
7	13:08.635	1:52.278	96.446

Race Classification

10 5 Thomas MAXWELL

Total Time **13:09.693** Avg Speed **95.989** Behind **56.415**
Best Time **1:50.939** Best Speed **97.610** On **4** Gp **b**

Lap	Elapsed Time	Lap Time	Lap Speed
1	1:56.386	1:56.386	93.042
2	3:48.913	1:52.527	96.233
3	5:40.117	1:51.204	97.378
4	7:31.056	1:50.939	97.610
5	9:23.749	1:52.693	96.091
6	11:16.238	1:52.489	96.265
7	13:09.693	1:53.455	95.446

11 75 Kevin FITZPATRICK

Total Time **13:19.945** Avg Speed **94.759** Behind **1:06.667**
Best Time **1:52.875** Best Speed **95.936** On **5** Gp **c**

Lap	Elapsed Time	Lap Time	Lap Speed
1	2:00.898	2:00.898	89.570
2	3:54.015	1:53.117	95.731
3	5:47.512	1:53.497	95.410
4	7:40.669	1:53.157	95.697
5	9:33.544	1:52.875	95.936
6	11:26.627	1:53.083	95.760
7	13:19.945	1:53.318	95.561

12 52 James COWTON

Total Time **13:25.620** Avg Speed **94.091** Behind **1:12.342**
Best Time **1:53.537** Best Speed **95.377** On **2** Gp **b**

Lap	Elapsed Time	Lap Time	Lap Speed
1	2:00.335	2:00.335	89.989
2	3:53.872	1:53.537	95.377
3	5:48.270	1:54.398	94.659
4	7:41.815	1:53.545	95.370
5	9:36.375	1:54.560	94.525
6	11:31.472	1:55.097	94.084
7	13:25.620	1:54.148	94.866

SGS International ARMOY ROAD RACE

SUPERBIKE

Race 6 - Torquetronix Superbike Championship

Saturday, 25 July 2015

DETAILED RESULT



Race Classification

13 26 Dennis BOOTH

Total Time **13:29.931** Avg Speed **93.590** Behind **1:16.653**
 Best Time **1:53.188** Best Speed **95.671** On **7** Gp **c**

Lap	Elapsed Time	Lap Time	Lap Speed
1	2:04.623	2:04.623	86.892
2	3:59.626	1:55.003	94.161
3	5:55.555	1:55.929	93.409
4	7:49.735	1:54.180	94.840
5	9:43.417	1:53.682	95.255
6	11:36.743	1:53.326	95.554
7	13:29.931	1:53.188	95.671

14 93 Paul CRANSTON

Total Time **11:43.825** Avg Speed **92.314** Behind **1 Lap**
 Best Time **1:55.404** Best Speed **93.834** On **6** Gp **c**

Lap	Elapsed Time	Lap Time	Lap Speed
1	2:02.411	2:02.411	88.463
2	3:58.454	1:56.043	93.317
3	5:55.779	1:57.325	92.297
4	7:52.352	1:56.573	92.893
5	9:48.421	1:56.069	93.296
6	11:43.825	1:55.404	93.834

15 99 Gavin LUPTON

Total Time **11:45.351** Avg Speed **92.114** Behind **1 Lap**
 Best Time **1:54.979** Best Speed **94.181** On **5** Gp **c**

Lap	Elapsed Time	Lap Time	Lap Speed
1	2:05.581	2:05.581	86.230
2	4:01.090	1:55.509	93.749
3	5:58.677	1:57.587	92.092
4	7:54.997	1:56.320	93.095
5	9:49.976	1:54.979	94.181
6	11:45.351	1:55.375	93.857

16 78 Dean CAMPBELL

Total Time **11:45.447** Avg Speed **92.102** Behind **1 Lap**
 Best Time **1:55.208** Best Speed **93.993** On **5** Gp **c**

Lap	Elapsed Time	Lap Time	Lap Speed
1	2:03.777	2:03.777	87.486
2	4:00.153	1:56.376	93.050
3	5:57.163	1:57.010	92.546
4	7:53.847	1:56.684	92.804
5	9:49.055	1:55.208	93.993
6	11:45.447	1:56.392	93.037

Race Classification

17 19 Dave HEWSON

Total Time **11:46.125** Avg Speed **92.013** Behind **1 Lap**
 Best Time **1:55.221** Best Speed **93.983** On **4** Gp **c**

Lap	Elapsed Time	Lap Time	Lap Speed
1	2:04.507	2:04.507	86.973
2	4:00.866	1:56.359	93.064
3	5:57.704	1:56.838	92.682
4	7:52.925	1:55.221	93.983
5	9:49.512	1:56.587	92.882
6	11:46.125	1:56.613	92.861

18 13 Seanie SMITH

Total Time **11:46.538** Avg Speed **91.959** Behind **1 Lap**
 Best Time **1:55.265** Best Speed **93.947** On **5** Gp **c**

Lap	Elapsed Time	Lap Time	Lap Speed
1	2:04.653	2:04.653	86.872
2	4:01.868	1:57.215	92.384
3	5:58.627	1:56.759	92.745
4	7:55.443	1:56.816	92.700
5	9:50.708	1:55.265	93.947
6	11:46.538	1:55.830	93.489

Not Classified

DNF 64 Stephen McKNIGHT

Total Time **11:15.754** Avg Speed **96.149** Behind
 Best Time **1:51.031** Best Speed **97.530** On **2** Gp **b**

Lap	Elapsed Time	Lap Time	Lap Speed
1	1:57.213	1:57.213	92.386
2	3:48.244	1:51.031	97.530
3	5:39.407	1:51.163	97.414
4	7:30.620	1:51.213	97.370
5	9:22.951	1:52.331	96.401
6	11:15.754	1:52.803	95.997

DNF 97 Seamus ELLIOTT

Total Time **3:39.890** Avg Speed **98.493** Behind
 Best Time **1:45.688** Best Speed **102.460** On **2** Gp **a**

Lap	Elapsed Time	Lap Time	Lap Speed
1	1:54.202	1:54.202	94.821
2	3:39.890	1:45.688	102.460

SGS International ARMOY ROAD RACE

SUPERBIKE

Race 6 - Torquetronix Superbike Championship

Saturday, 25 July 2015

DETAILED RESULT



Not Classified

DNF 86 Derek McGEE

Total Time	1:54.126	Avg Speed	94.885	Behind			
Best Time	0	Best Speed	0.000	On	1	Gp	a
<i>Lap</i>	<i>Elapsed Time</i>	<i>Lap Time</i>	<i>Lap Speed</i>				
1	1:54.126	1:54.126	94.885				

SGS International ARMOY ROAD RACE

SUPERBIKE

Race 6 - Torquetronix Superbike Championship

LAP CHART



1					3					5				
No	Name	Gp	Time of Day	Lap Time	No	Name	Gp	Time of Day	Lap Time	No	Name	Gp	Time of Day	Lap Time
8	Guy MARTIN	a	14:09:06.167	1:49.455	8	Guy MARTIN	a	14:12:34.036	1:43.778	8	Guy MARTIN	a	14:16:00.961	1:43.567
82	Derek SHEILS	a	14:09:06.470	1:49.758	6	William DUNLOP	a	14:12:35.365	1:43.763	6	William DUNLOP	a	14:16:02.715	1:43.872
6	William DUNLOP	a	14:09:06.887	1:50.175	82	Derek SHEILS	a	14:12:36.136	1:44.515	82	Derek SHEILS	a	14:16:05.159	1:44.914
77	Ryan FARQUHAR	a	14:09:07.920	1:51.208	77	Ryan FARQUHAR	a	14:12:38.162	1:45.429	3	Michael DUNLOP	a	14:16:08.919	1:43.957
3	Michael DUNLOP	a	14:09:08.730	1:52.018	3	Michael DUNLOP	a	14:12:38.688	1:44.767	2	Dean HARRISON	a	14:16:11.066	1:45.564
2	Dean HARRISON	a	14:09:09.424	1:52.712	2	Dean HARRISON	a	14:12:39.465	1:44.886	77	Ryan FARQUHAR	a	14:16:12.916	1:47.958
86	Derek McGEE	a	14:09:10.838	1:54.126	10	Andy LAWSON	b	14:12:53.945	1:51.169	10	Andy LAWSON	b	14:16:35.048	1:50.345
97	Seamus ELLIOTT	a	14:09:10.914	1:54.202	64	Stephen McKNIGHT	b	14:12:56.119	1:51.163	71	Davy MORGAN	b	14:16:39.613	1:51.867
10	Andy LAWSON	b	14:09:12.712	1:56.000	5	Thomas MAXWELL	b	14:12:56.829	1:51.204	64	Stephen McKNIGHT	b	14:16:39.663	1:52.331
5	Thomas MAXWELL	b	14:09:13.098	1:56.386	71	Davy MORGAN	b	14:12:57.141	1:51.342	5	Thomas MAXWELL	b	14:16:40.461	1:52.693
64	Stephen McKNIGHT	b	14:09:13.925	1:57.213	61	John WALSH	b	14:12:57.898	1:51.255	61	John WALSH	b	14:16:40.716	1:52.239
71	Davy MORGAN	b	14:09:14.352	1:57.640	75	Kevin FITZPATRICK	c	14:13:04.224	1:53.497	75	Kevin FITZPATRICK	c	14:16:50.256	1:52.875
61	John WALSH	b	14:09:15.380	1:58.668	52	James COWTON	b	14:13:04.982	1:54.398	52	James COWTON	b	14:16:53.087	1:54.560
52	James COWTON	b	14:09:17.047	2:00.335	26	Dennis BOOTH	c	14:13:12.267	1:55.929	26	Dennis BOOTH	c	14:17:00.129	1:53.682
75	Kevin FITZPATRICK	c	14:09:17.610	2:00.898	93	Paul CRANSTON	c	14:13:12.491	1:57.325	93	Paul CRANSTON	c	14:17:05.133	1:56.069
93	Paul CRANSTON	c	14:09:19.123	2:02.411	78	Dean CAMPBELL	c	14:13:13.875	1:57.010	78	Dean CAMPBELL	c	14:17:05.767	1:55.208
78	Dean CAMPBELL	c	14:09:20.489	2:03.777	19	Dave HEWSON	c	14:13:14.416	1:56.838	19	Dave HEWSON	c	14:17:06.224	1:56.587
19	Dave HEWSON	c	14:09:21.219	2:04.507	13	Seanie SMITH	c	14:13:15.339	1:56.759	99	Gavin LUPTON	c	14:17:06.688	1:54.979
26	Dennis BOOTH	c	14:09:21.335	2:04.623	99	Gavin LUPTON	c	14:13:15.389	1:57.587	13	Seanie SMITH	c	14:17:07.420	1:55.265
13	Seanie SMITH	c	14:09:21.365	2:04.653										
99	Gavin LUPTON	c	14:09:22.293	2:05.581										

2					4					6				
No	Name	Gp	Time of Day	Lap Time	No	Name	Gp	Time of Day	Lap Time	No	Name	Gp	Time of Day	Lap Time
8	Guy MARTIN	a	14:10:50.258	1:44.091	8	Guy MARTIN	a	14:14:17.394	1:43.358	8	Guy MARTIN	a	14:17:44.044	1:43.083
6	William DUNLOP	a	14:10:51.602	1:44.715	6	William DUNLOP	a	14:14:18.843	1:43.478	6	William DUNLOP	a	14:17:46.621	1:43.906
82	Derek SHEILS	a	14:10:51.621	1:45.151	82	Derek SHEILS	a	14:14:20.245	1:44.109	82	Derek SHEILS	a	14:17:49.594	1:44.435
77	Ryan FARQUHAR	a	14:10:52.733	1:44.813	77	Ryan FARQUHAR	a	14:14:24.958	1:46.796	3	Michael DUNLOP	a	14:17:53.438	1:44.519
3	Michael DUNLOP	a	14:10:53.921	1:45.191	3	Michael DUNLOP	a	14:14:24.962	1:46.274	2	Dean HARRISON	a	14:17:55.841	1:44.775
2	Dean HARRISON	a	14:10:54.579	1:45.155	2	Dean HARRISON	a	14:14:25.502	1:46.037	77	Ryan FARQUHAR	a	14:18:01.062	1:48.146
97	Seamus ELLIOTT	a	14:10:56.602	1:45.688	10	Andy LAWSON	b	14:14:44.703	1:50.758	10	Andy LAWSON	b	14:18:24.975	1:49.927
10	Andy LAWSON	b	14:11:02.776	1:50.064	64	Stephen McKNIGHT	b	14:14:47.332	1:51.213	71	Davy MORGAN	b	14:18:30.136	1:50.523
64	Stephen McKNIGHT	b	14:11:04.956	1:51.031	71	Davy MORGAN	b	14:14:47.746	1:50.605	64	Stephen McKNIGHT	b	14:18:32.466	1:52.803
5	Thomas MAXWELL	b	14:11:05.625	1:52.527	5	Thomas MAXWELL	b	14:14:47.768	1:50.939	5	Thomas MAXWELL	b	14:18:32.950	1:52.489
71	Davy MORGAN	b	14:11:05.799	1:51.447	61	John WALSH	b	14:14:48.477	1:50.579	61	John WALSH	b	14:18:33.069	1:52.353
61	John WALSH	b	14:11:06.643	1:51.263	75	Kevin FITZPATRICK	c	14:14:57.381	1:53.157	75	Kevin FITZPATRICK	c	14:18:43.339	1:53.083
52	James COWTON	b	14:11:10.584	1:53.537	52	James COWTON	b	14:14:58.527	1:53.545	52	James COWTON	b	14:18:48.184	1:55.097
75	Kevin FITZPATRICK	c	14:11:10.727	1:53.117	26	Dennis BOOTH	c	14:15:06.447	1:54.180	26	Dennis BOOTH	c	14:18:53.455	1:53.326
93	Paul CRANSTON	c	14:11:15.166	1:56.043	93	Paul CRANSTON	c	14:15:09.064	1:56.573	93	Paul CRANSTON	c	14:19:00.537	1:55.404
26	Dennis BOOTH	c	14:11:16.338	1:55.003	19	Dave HEWSON	c	14:15:09.637	1:55.221	99	Gavin LUPTON	c	14:19:02.063	1:55.375
78	Dean CAMPBELL	c	14:11:16.865	1:56.376	78	Dean CAMPBELL	c	14:15:10.559	1:56.684	78	Dean CAMPBELL	c	14:19:02.159	1:56.392
19	Dave HEWSON	c	14:11:17.578	1:56.359	99	Gavin LUPTON	c	14:15:11.709	1:56.320	19	Dave HEWSON	c	14:19:02.837	1:56.613
99	Gavin LUPTON	c	14:11:17.802	1:55.509	13	Seanie SMITH	c	14:15:12.155	1:56.816	13	Seanie SMITH	c	14:19:03.250	1:55.830
13	Seanie SMITH	c	14:11:18.580	1:57.215										

SGS International ARMOY ROAD RACE

SUPERBIKE

Race 6 - Torquetronix Superbike Championship

LAP CHART



7

No	Name	Gp	Time of Day	Lap Time
8	Guy MARTIN	a	14:19:29.990	1:45.946
6	William DUNLOP	a	14:19:32.311	1:45.690
82	Derek SHEILS	a	14:19:35.122	1:45.528
3	Michael DUNLOP	a	14:19:37.002	1:43.564
2	Dean HARRISON	a	14:19:40.945	1:45.104
77	Ryan FARQUHAR	a	14:19:49.980	1:48.918
10	Andy LAWSON	b	14:20:15.215	1:50.240
71	Davy MORGAN	b	14:20:20.844	1:50.708
61	John WALSH	b	14:20:25.347	1:52.278
5	Thomas MAXWELL	b	14:20:26.405	1:53.455
75	Kevin FITZPATRICK	c	14:20:36.657	1:53.318
52	James COWTON	b	14:20:42.332	1:54.148
26	Dennis BOOTH	c	14:20:46.643	1:53.188

SGS International ARMOY ROAD RACE

SUPERBIKE

Race 6 - Torquetronix Superbike Championship

Saturday, 25 July 2015



SPEED TRAP

Class	No/Nam	Fastest	Lap 2	Lap 3	Lap 4	Lap 5	Lap 6	Lap 7	Lap 8	Lap 9	Lap 10	Lap 11	Lap 12	Lap 13
SBK	2 Dean HARRISON	162.7	149.8	152.2	145.5	152.3	162.7	159.6						
SBK	8 Guy MARTIN	162.2	157.3	162.2	158.6	159.6	162.2	160.3						
SBK	6 William DUNLOP	159.6	151.2	159.6	151.5	150.2	148.3	150.9						
SBK	3 Michael DUNLOP	159.6	148.3	153.8	144.7	156.4	155.7	159.6						
SBK	97 Seamus ELLIOTT	158.2	158.2											
SBK	77 Ryan FARQUHAR	154.0	147.6	154.0	145.9	148.1	144.2	146.8						
SBK	64 Stephen McKNIGHT	153.3	144.6	153.3	148.0	146.3	135.2							
SBK	10 Andy LAWSON	150.9	150.9	150.2	147.2	149.0	150.5	148.7						
SBK	82 Derek SHEILS	149.9	149.8	148.3	149.5	149.9	146.9	144.6						
SBK	5 Thomas MAXWELL	147.2	147.2	144.1	147.2	141.4	140.5	137.2						
SBK	75 Kevin FITZPATRICK	145.2	145.2	144.7	135.6	136.4	140.3	137.8						
SBK	71 Davy MORGAN	142.5	140.2	134.0	139.8	139.5	140.5	142.5						
SBK	26 Dennis BOOTH	142.2	136.1	138.7	140.0	139.2	139.7	142.2						
SBK	52 James COWTON	141.2	134.5	134.7	140.3	140.3	139.0	141.2						
SBK	13 Seanie SMITH	140.7	130.6	136.8	122.4	140.7	125.9							
SBK	19 Dave HEWSON	138.9	136.2	138.9	130.0	133.9	130.4							
SBK	78 Dean CAMPBELL	138.3	138.3	135.6	129.3	134.7	129.3							
SBK	61 John WALSH	135.9	129.1	135.9	133.5	135.1	127.8	135.5						
SBK	93 Paul CRANSTON	135.1	131.7	128.3	125.8	135.1	131.8							
SBK	99 Gavin LUPTON	132.1	125.3	126.0	116.4	132.1	112.7							

ROAD RACE - IRISH SUPERBIKE

2015

Pos	No.	Name	Total	Diff	Gap	#1 #2 #3 #4 #5 #6					
						R1	R1	R1	R1	R1	R1
1	6	William DUNLOP	105	0	0	13	25	11	20	16	20
2	82	Derek SHEILS	86	19	19	20	x	x	25	25	16
3	86	Derek McGEE	71	34	15	2	16	20	13	20	x
4	8	Guy MARTIN	50	55	21	25	x	x	x	x	25
5	122	Alan BONNER	46	59	4	5	x	25	16	x	x
6	61	John WALSH	45	60	1	6	x	10	11	11	7
7	44	Jamie HAMILTON	31	74	14	11	20	x	x	x	x
8	114	Alan KENNY	29	76	2	x	x	16	x	13	x
9	97	Seamus ELLIOTT	28	77	1	x	x	9	10	9	x
10	2	Dean HARRISON	27	78	1	16	x	x	x	x	11
11	111	Brian McCORMACK	23	82	4	x	x	13	x	10	x
12	72	Connor BEHAN	21	84	2	x	13	x	x	8	x
13	96	Andy FARRELL	20	85	1	x	x	6	9	5	x
14	5	Thomas MAXWELL	19	86	1	x	x	x	7	6	6
15	21	Alan CONNOR	17	88	2	x	x	5	8	4	x
16	10	Andy LAWSON	16	89	1	7	x	x	x	x	9
17	52	James COWTON	14	91	2	10	x	x	x	x	4
18	93	Paul CRANSTON	14	91	0	x	9	x	4	x	1
19	3	Michael DUNLOP	13	92	1	x	x	x	x	x	13
20	64	Stephen McKNIGHT	13	92	0	x	8	3	x	x	2
21	24	Graham KENNEDY	12	93	1	x	x	2	3	7	x
22	75	Kevin FITZPATRICK	12	93	0	x	x	7	x	x	5
23	53	Billy REDMAYNE	11	94	1	x	11	x	x	x	x
24	77	Ryan FARQUHAR	10	95	1	x	x	x	x	x	10
25	43	Colin STEPHENSON	10	95	0	x	10	x	x	x	x
26	22	Paul JORDAN	10	95	0	4	x	x	6	x	x
27	28	Paul GARTLAND	10	95	0	x	x	8	x	2	x
28	65	Michael SWEENEY	9	96	1	9	x	x	x	x	x
29	26	Dennis BOOTH	9	96	0	x	x	1	5	x	3
30	71	Davy MORGAN	8	97	1	x	x	x	x	x	8
31	1	Stephen THOMPSON	8	97	0	8	x	x	x	x	x
32	29	Richard McLoughlin	7	98	1	x	7	x	x	x	x
33	115	Damian HORAN	7	98	0	x	4	x	x	3	x
34	143	Joe NEWBOULD	6	99	1	x	6	x	x	x	x
35	23	Michal DOKOUPIL	6	99	0	x	x	4	2	x	x
36	47	Frank GALLAGHER	5	100	1	x	5	x	x	x	x
37	35	Fabrice FAIVRE	3	102	2	x	3	x	x	x	x
38	91	James NEESOM	3	102	0	3	x	x	x	x	x
39	89	Callum LAIDLAW	1	104	2	x	x	x	x	1	x
40	29	David LEWIS	1	104	0	x	x	x	1	x	x

Event Legend

#1	24/04/2015	KDM HIRE COOKSTOWN 100	#4	03/07/2015	AXA Bikecare SKERRIES 100
#2	01/05/2015	AROUND A POUND TANDRAGEE 100	#5	11/07/2015	PRINCIPAL INSURANCE RACE OF THE SOUTH
#3	21/06/2015	CAROLE NASH KELLS ROAD RACE	#6	24/07/2015	SGS INTERNATIONAL ARMOY ROAD RACE

ROAD RACE - ULSTER SUPERBIKE

2015

Pos	No.	Name	Total	Diff	Gap	#1	#2	#3
						R1	R1	R1
1	6	William DUNLOP	58	0	0	13	25	20
2	8	Guy MARTIN	50	8	8	25	x	25
3	82	Derek SHEILS	36	22	14	20	x	16
4	44	Jamie HAMILTON	31	27	5	11	20	x
5	2	Dean HARRISON	27	31	4	16	x	11
6	86	Derek McGEE	18	40	9	2	16	x
7	10	Andy LAWSON	16	42	2	7	x	9
8	52	James COWTON	14	44	2	10	x	4
9	3	Michael DUNLOP	13	45	1	x	x	13
10	72	Connor BEHAN	13	45	0	x	13	x
11	61	John WALSH	13	45	0	6	x	7
12	53	Billy REDMAYNE	11	47	2	x	11	x
13	77	Ryan FARQUHAR	10	48	1	x	x	10
14	43	Colin STEPHENSON	10	48	0	x	10	x
15	93	Paul CRANSTON	10	48	0	x	9	1
16	64	Stephen McKNIGHT	10	48	0	x	8	2
17	65	Michael SWEENEY	9	49	1	9	x	x
18	71	Davy MORGAN	8	50	1	x	x	8
19	1	Stephen THOMPSON	8	50	0	8	x	x
20	29	Richard McLoughlin	7	51	1	x	7	x
21	5	Thomas MAXWELL	6	52	1	x	x	6
22	143	Joe NEWBOULD	6	52	0	x	6	x
23	75	Kevin FITZPATRICK	5	53	1	x	x	5
24	47	Frank GALLAGHER	5	53	0	x	5	x
25	122	Alan BONNER	5	53	0	5	x	x
26	115	Damian HORAN	4	54	1	x	4	x
27	22	Paul JORDAN	4	54	0	4	x	x
28	26	Dennis BOOTH	3	55	1	x	x	3
29	35	Fabrice FAIVRE	3	55	0	x	3	x
30	91	James NEESOM	3	55	0	3	x	x

Event Legend

#1	24/04/2015	KDM HIRE COOKSTOWN 100	#3	24/07/2015	SGS INTERNATIONAL ARMOY ROAD RACE
#2	01/05/2015	AROUND A POUND TANDRAGEE 100			