



ARMOY ROAD RACE

The Race of Legends

Friday 24th & Saturday 25th July 2015

promoted by
Armoyn Motorcycle Road Racing Club
www.amrrc.com

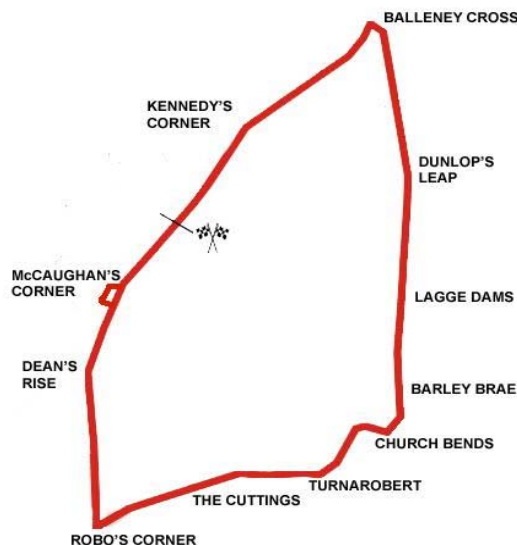
**VINTAGE JAPANESE MCC
JUNIOR CLASSIC**



**Causeway Coast and Glens
Borough Council**



Armoy Circuit 3.008 miles



Lap Records

Class	Rider	Machine	m s	mph	Year
125cc	William Dunlop	Honda	2 02.397	88.473	2010
Moto 3	Christian Elkin	Honda 250	2 03.375	87.771	2014
Moto 450	Ryan Farquhar	Kawasaki	2 00.910	89.561	2011
250cc	Michael Sweeney	Honda	1 52.439	96.308	2013
Supersport 400	Andy Farrell	Kawasaki	1 59.400	90.693	2013
Supertwin	Jeremy McWilliams	Kawasaki 650	1 51.557	97.070	2013
Supersport	Michael Dunlop	Honda	1 44.939	103.191	2013
Superbike	Michael Dunlop	Honda	1 41.382	106.812	2013
Senior Support	Connor Behan	Kawasaki 636	1 50.783	97.748	2013
Junior Support	Mark Hanna	Kawasaki 650	1 54.969	94.189	2013
Classic 1000cc	Robert McCrum	Norton Weslake 950	2 06.649	85.502	2013
Classic 500cc	Richard Lambourne	Norton	2 10.738	82.828	2013
Classic 350cc	Keith Costello	Honda	2 15.054	80.181	2011
Classic 250cc	Kevin Strowger	Suzuki	2 18.625	78.116	2013

MOST WINS at ARMOY ROAD RACE

Ryan Farquhar	11	2009-12	(450-3, Supertwin-4, Supersport-1, Superbike-3)
Michael Dunlop	11	2009-14	(125-1, 250-1, Supersport-2, Superbike-7)
William Dunlop	7	2010-14	(125-2, 250-3, Supersport-2)
Allan Brew	3	2009-13	(Classic 350-1, Classic 500-2)
Robert McCrum	3	2010-14	(Classic 1000-3)
Barry Davidson	3	2012-14	(Classic 350-3)
Dean Harrison	2	2010	(Junior Support-1, Senior Support-1)
Richard Ford	2	2011-12	(Classic 1000-2)
Philip Shaw	2	2010-14	(Classic 250-2)
Christian Elkin	2	2013-14	(Moto 3-2)
Guy Martin	2	2014	(Supersport-1, Superbike-1)

ALL TIME IRISH ROAD RACE WINNERS (after the Race of the South 2015)

Most Wins at All Irish Road Race Meetings

Ryan Farquhar	205	1995-15
Joey Dunlop	156	1971-00
Robert Dunlop	135	1980-08
Ray McCullough	109	1960-82
Phillip McCallen	109	1987-99
William Dunlop	107	2005-15
Michael Dunlop	89	2006-15
Brian Reid	78	1980-94
Darran Lindsay	74	1999-06
James Courtney	66	1992-99

SGS International ARMOY ROAD RACE


CLASSIC 250cc / 350cc Junior Classic Qualifying Friday, 24 July 2015



Pos	Class	No	Name	Machine / Sponsor	----- Best Lap -----		On	Laps	
					Time	Behind Speed			
Qualifying Classification									
1	C350	24	George STINSON	Honda 350	2:23.734		75.339	5	5
2	C350	2	Freddie STEWART	Honda 350	2:24.087	0.353	75.155	5	5
3	C350	46	Mark JOHNSTON	Honda 350 - D & R Racing	2:24.148	0.414	75.123	5	5
4	C350	36	Davie HASTINGS	Drixton Honda 350	2:26.672	2.938	73.830	4	5
5	C350	72	Bryan ALLAN	Honda 350	2:26.747	3.013	73.792	4	5
6	C250	12	Richard FORD	Suzuki 247 - Bob Jackson Racing	2:27.089	3.355	73.621	2	2
7	C250	76	Philip SHAW	Suzuki 250	2:28.040	4.306	73.148	4	5
8	C350	4	Billy LYLE	Honda 350 - Stewart	2:28.826	5.092	72.761	3	3
9	C350	134	Bobby McMULLAN	Honda 350	2:30.439	6.705	71.981	5	5
10	C250	20	Gary HUTTON	Honda 198 - Dempster Racing	2:32.886	9.152	70.829	2	5
11	C350	63	Ian THOMPSON (R)	Honda 350 - MB	2:33.714	9.980	70.448	5	5
12	C250	43	Alex McVICKER	Honda 250 - John Ennis	2:38.680	14.946	68.243	4	5
13	C250	18	Thomas HOGG	Honda 250 - Brian Matthews	2:39.998	16.264	67.681	2	5
14	C350	300	Bill SMYTH	Ducati 340	2:43.978	20.244	66.038	2	3
15	C250	57	David CRAWFORD	Honda 250	2:53.737	30.003	62.329	2	3
16	C250	30	Robert WRIGHT	Honda 250	2:54.490	30.756	62.060	5	5
17	C350	40	Barry DAVIDSON	Honda 349 - Dempster Racing	3:05.463	41.729	58.388	1	1
18	C250	69	Allen GIBSON	Honda 250	3:10.996	47.262	56.696	4	4
19	C250	34	Trevor STEWART	Honda 250 - TJR Racing	3:15.376	51.642	55.425	4	4

Provisional result to be confirmed by the Stewards of the Meeting subject to completion of technical inspections & the time limit for protests

Page 1 / 1

Circuit	Armoyle	Signed		Organising Club	Armoyle MRRC
Length(miles)	3.0080		Chief Timekeeper	Qualifying Started	15:21
Weather	Sunny	Issued At:	15:46		
Track	Dry				



SGS International ARMOY ROAD RACE

CLASSIC 250cc / 350cc
 Junior Classic Qualifying
 Friday, 24 July 2015
 DETAILED RESULT



Qualifying Classification

Position

1 24 George STINSON

C350 Behind **3.013**
 Best Time **2:23.734** Best Speed **75.339** On **5** Gp

Lap	Elapsed Time	Lap Time	Lap Speed
1	2:45.432	2:45.432	65.458
2	5:15.675	2:30.243	72.075
3	7:42.602	2:26.927	73.702
4	10:09.789	2:27.187	73.572
5	12:33.523	2:23.734	75.339

2 2 Freddie STEWART

C350 Behind **0.353**
 Best Time **2:24.087** Best Speed **75.155** On **5** Gp

Lap	Elapsed Time	Lap Time	Lap Speed
1	2:44.480	2:44.480	65.837
2	5:13.597	2:29.117	72.619
3	7:42.923	2:29.326	72.518
4	10:10.829	2:27.906	73.214
5	12:34.916	2:24.087	75.155

3 46 Mark JOHNSTON

C350 Behind **0.414**
 Best Time **2:24.148** Best Speed **75.123** On **5** Gp

Lap	Elapsed Time	Lap Time	Lap Speed
1	3:06.158	3:06.158	58.170
2	5:34.462	2:28.304	73.018
3	8:00.537	2:26.075	74.132
4	10:27.512	2:26.975	73.678
5	12:51.660	2:24.148	75.123

4 36 Davie HASTINGS

C350 Behind **2.938**
 Best Time **2:26.672** Best Speed **73.830** On **4** Gp

Lap	Elapsed Time	Lap Time	Lap Speed
1	2:58.182	2:58.182	60.774
2	5:29.966	2:31.784	71.343
3	7:58.685	2:28.719	72.814
4	10:25.357	2:26.672	73.830
5	13:04.401	2:39.044	68.087

Qualifying Classification

Position

5 72 Bryan ALLAN

C350 Behind **3.013**
 Best Time **2:26.747** Best Speed **73.792** On **4** Gp

Lap	Elapsed Time	Lap Time	Lap Speed
1	3:03.137	3:03.137	59.130
2	5:32.376	2:29.239	72.560
3	7:59.780	2:27.404	73.463
4	10:26.527	2:26.747	73.792
5	12:53.586	2:27.059	73.636

6 12 Richard FORD

C250 Behind **3.355**
 Best Time **2:27.089** Best Speed **73.621** On **2** Gp

Lap	Elapsed Time	Lap Time	Lap Speed
1	3:22.120	3:22.120	53.576
2	5:49.209	2:27.089	73.621

7 76 Philip SHAW

C250 Behind **4.306**
 Best Time **2:28.040** Best Speed **73.148** On **4** Gp

Lap	Elapsed Time	Lap Time	Lap Speed
1	3:22.506	3:22.506	53.474
2	5:54.458	2:31.952	71.265
3	8:23.308	2:28.850	72.750
4	10:51.348	2:28.040	73.148
5	13:23.302	2:31.954	71.264

8 4 Billy LYLE

C350 Behind **5.092**
 Best Time **2:28.826** Best Speed **72.761** On **3** Gp

Lap	Elapsed Time	Lap Time	Lap Speed
1	2:51.751	2:51.751	63.049
2	5:21.759	2:30.008	72.188
3	7:50.585	2:28.826	72.761

9 134 Bobby McMULLAN

C350 Behind **6.705**
 Best Time **2:30.439** Best Speed **71.981** On **5** Gp

Lap	Elapsed Time	Lap Time	Lap Speed
1	2:55.505	2:55.505	61.701
2	5:28.049	2:32.544	70.988
3	7:59.948	2:31.899	71.289
4	10:33.129	2:33.181	70.693
5	13:03.568	2:30.439	71.981

SGS International ARMOY ROAD RACE

CLASSIC 250cc / 350cc
Junior Classic Qualifying
Friday, 24 July 2015
DETAILED RESULT



Qualifying Classification

Position

10 20 Gary HUTTON

C250 Behind **9.152**
Best Time **2:32.886** Best Speed **70.829** On **2** Gp

Lap	Elapsed Time	Lap Time	Lap Speed
1	3:09.807	3:09.807	57.052
2	5:42.693	2:32.886	70.829
3	8:17.913	2:35.220	69.764
4	10:53.506	2:35.593	69.597
5	13:28.911	2:35.405	69.681

11 63 Ian THOMPSON (R)

C350 Behind **9.980**
Best Time **2:33.714** Best Speed **70.448** On **5** Gp

Lap	Elapsed Time	Lap Time	Lap Speed
1	3:16.450	3:16.450	55.122
2	5:54.043	2:37.593	68.714
3	8:28.043	2:34.000	70.317
4	11:01.920	2:33.877	70.373
5	13:35.634	2:33.714	70.448

12 43 Alex McVICKER

C250 Behind **14.946**
Best Time **2:38.680** Best Speed **68.243** On **4** Gp

Lap	Elapsed Time	Lap Time	Lap Speed
1	3:05.043	3:05.043	58.520
2	5:47.914	2:42.871	66.487
3	8:30.145	2:42.231	66.749
4	11:08.825	2:38.680	68.243
5	13:47.589	2:38.764	68.207

13 18 Thomas HOGG

C250 Behind **16.264**
Best Time **2:39.998** Best Speed **67.681** On **2** Gp

Lap	Elapsed Time	Lap Time	Lap Speed
1	3:27.864	3:27.864	52.096
2	6:07.862	2:39.998	67.681
3	8:50.016	2:42.154	66.781
4	11:31.517	2:41.501	67.051
5	14:17.104	2:45.587	65.396

Qualifying Classification

Position

14 300 Bill SMYTH

C350 Behind **20.244**
Best Time **2:43.978** Best Speed **66.038** On **2** Gp

Lap	Elapsed Time	Lap Time	Lap Speed
1	3:22.379	3:22.379	53.508
2	6:06.357	2:43.978	66.038
3	9:09.391	3:03.034	59.163

15 57 David CRAWFORD

C250 Behind **30.003**
Best Time **2:53.737** Best Speed **62.329** On **2** Gp

Lap	Elapsed Time	Lap Time	Lap Speed
1	3:11.090	3:11.090	56.669
2	6:04.827	2:53.737	62.329
3	9:01.366	2:56.539	61.339

16 30 Robert WRIGHT

C250 Behind **30.756**
Best Time **2:54.490** Best Speed **62.060** On **5** Gp

Lap	Elapsed Time	Lap Time	Lap Speed
1	3:09.339	3:09.339	57.193
2	6:03.959	2:54.620	62.014
3	8:59.650	2:55.691	61.635
4	11:54.849	2:55.199	61.809
5	14:49.339	2:54.490	62.060

17 40 Barry DAVIDSON

C350 Behind **41.729**
Best Time **3:05.463** Best Speed **58.388** On **1** Gp

Lap	Elapsed Time	Lap Time	Lap Speed
1	3:05.463	3:05.463	58.388

18 69 Allen GIBSON

C250 Behind **47.262**
Best Time **3:10.996** Best Speed **56.696** On **4** Gp

Lap	Elapsed Time	Lap Time	Lap Speed
1	3:48.903	3:48.903	47.307
2	7:03.355	3:14.452	55.689
3	10:16.499	3:13.144	56.066
4	13:27.495	3:10.996	56.696

SGS International ARMOY ROAD RACE

CLASSIC 250cc / 350cc
Junior Classic Qualifying
Friday, 24 July 2015
DETAILED RESULT



Qualifying Classification

Position

19 **34 Trevor STEWART**

C250 Behind **51.642**

Best Time **3:15.376** Best Speed **55.425** On **4** Gp

Lap	Elapsed Time	Lap Time	Lap Speed
1	3:50.085	3:50.085	47.064
2	7:13.160	3:23.075	53.324
3	10:32.654	3:19.494	54.281
4	13:48.030	3:15.376	55.425

SGS International ARMOY ROAD RACE

CLASSIC 250cc / 350cc

Junior Classic Qualifying

Friday, 24 July 2015



SPEED TRAP

Class	No/Name	Fastest	Lap 2	Lap 3	Lap 4	Lap 5	Lap 6	Lap 7	Lap 8	Lap 9	Lap 10	Lap 11	Lap 12	Lap 13
24	George STINSON	114.4	110.7	<u>114.4</u>	113.9	112.8								
36	Davie HASTINGS	108.6	100.4	98.6	<u>108.6</u>	106.3								
76	Philip SHAW	107.5	103.0	104.1	105.7	<u>107.5</u>								
2	Freddie STEWART	106.5	105.9	104.8	<u>106.5</u>	99.9								
72	Bryan ALLAN	103.5	101.2	95.3	101.6	<u>103.5</u>								
134	Bobby McMULLAN	103.4	96.7	<u>103.4</u>	95.5	99.1								
63	Ian THOMPSON (R)	103.3	<u>103.3</u>	99.1	103.0	103.0								
12	Richard FORD	102.6	<u>102.6</u>											
4	Billy LYLE	102.1	<u>102.1</u>	101.9										
46	Mark JOHNSTON	99.2	<u>99.2</u>	94.9	95.3	98.8								
300	Bill SMYTH	95.3	92.5	<u>95.3</u>										
20	Gary HUTTON	92.8	<u>92.8</u>	91.5	90.5	88.8								
43	Alex McVICKER	91.7	<u>91.7</u>	91.5	91.2	91.6								
18	Thomas HOGG	91.5	91.4	<u>91.5</u>	89.4	88.9								
57	David CRAWFORD	89.3	<u>89.3</u>	81.5										
30	Robert WRIGHT	85.7	85.4	82.1	<u>85.7</u>	81.1								
34	Trevor STEWART	84.5	76.0	82.8	<u>84.5</u>									
69	Allen GIBSON	83.3	<u>83.3</u>	80.3	80.0									

SGS INTERNATIONAL ARMOY ROAD RACE

JUNIOR CLASSIC

ArmoY 3.008 miles


R5: Vintage Japanese MCC Junior Classic

25/07/2015 13:00

Race (7 Laps)

RACE 5 - JUNIOR CLASSIC

			34		69	C	9
			B		A		
				40			8
			A				
30	B	57		300			7
C		B		A			
		18		43			6
				A			
20	B	76		12	B		5
C		B		A			
							4
63	B	134		4			3
C		B		A			
		72		36			2
				A			
46	B	2		24	A		1
C		B		A			
				POLE POSITION			



Promoted by ArmoY Motorcycle Road Racing Club

Orbits

Provisional result to be confirmed by the Stewards of the Meeting subject to the completion of technical inspections and the time limit for protests.

MCUI (Ulster Centre) Timing @ www.elaps-timing.com



Ride on
Delta
Seven

SGS International ARMOY ROAD RACE

CLASSIC 250cc / 350cc

Race 5 - Vintage Japanese MCC Junior Classic

Saturday, 25 July 2015



Pos	Class	No	Name	Machine / Sponsor	Gp	Lap	Total Time	Behind	Speed	-----Best Lap----- Time Speed On	
-----	-------	----	------	-------------------	----	-----	------------	--------	-------	-------------------------------------	--

Race Classification

1	C350	40	Barry DAVIDSON	Honda 349 - Dempster Racing	b	7	16:03.450		78.677	2:15.590	79.864	5
2	C350	46	Mark JOHNSON	Honda 350 - D & R Racing	a	7	16:28.781	25.331	76.662	2:17.426	78.797	7
3	C350	24	George STINSON	Honda 350	a	7	16:28.945	25.495	76.649	2:17.941	78.503	7
4	C350	72	Bryan ALLAN	Honda 350	a	7	16:34.654	31.204	76.209	2:19.919	77.393	6
5	C350	36	Davie HASTINGS	Drixton Honda 350	a	7	16:44.603	41.153	75.454	2:21.058	76.768	5
6	C350	2	Freddie STEWART	Honda 350	a	7	16:54.205	50.755	74.740	2:23.247	75.595	5
7	C250	76	Phillip SHAW	Suzuki 250	b	7	17:00.695	57.245	74.265	2:23.796	75.307	3
8	C350	134	Bobby McMULLAN	Honda 350	a	7	17:11.556	1:08.106	73.483	2:23.778	75.316	5
9	C350	63	Ian THOMPSON (R)	Honda 350 - MB	a	7	17:35.182	1:31.732	71.837	2:27.681	73.326	3
10	C250	20	Gary HUTTON	Honda 198 - Dempster Racing	b	7	17:57.120	1:53.670	70.374	2:32.988	70.782	4
11	C250	18	Thomas HOGG	Honda 250 - Brian Matthews	b	7	18:23.673	2:20.223	68.681	2:35.789	69.509	3
12	C250	43	Alex McVICKER	Honda 250 - John Ennis	b	6	16:09.470	1 Lap	67.019	2:38.512	68.315	5
13	C250	30	Robert WRIGHT	Honda 250	b	6	17:24.264	1 Lap	62.219	2:51.013	63.322	6
14	C250	34	Trevor STEWART	Honda 250 - TJR Racing	c	5	16:24.014	2 Laps	55.024	3:12.806	56.164	4

Fastest Lap


C350	40	Barry DAVIDSON	Honda 349 - Dempster Racing	2:15.590	79.864	5
------	----	----------------	-----------------------------	----------	--------	---

Not Classified

DNF	C250	12	Richard FORD	Suzuki 247 - Bob Jackson Racing	b	5	12:16.714		73.494	2:25.155	74.602	3
DNF	C350	4	Billy LYLE	Honda 350 - Stewart	a	3	7:25.743		72.881	2:25.233	74.562	3

Provisional result to be confirmed by the Stewards of the Meeting subject to completion of technical inspections & the time limit for protests

Page 1 / 1

Circuit	Armoy	Signed	 Chief Timekeeper	Organising Club	Armoy MRRC
Length(miles)	3.0080			Race Started	13:37
Weather	Sunny			Gp Time Diff - b	17.12
Track	Dry	Issued At:	14:04		



SGS International ARMOY ROAD RACE

CLASSIC 250cc / 350cc

Race 5 - Vintage Japanese MCC Junior Classic

Saturday, 25 July 2015

DETAILED RESULT



Race Classification

1 40 Barry DAVIDSON

Total Time **16:03.450** Avg Speed **78.677** Behind
Best Time **2:15.590** Best Speed **79.864** On **5** Gp **b**

Lap	Elapsed Time	Lap Time	Lap Speed
1	2:22.314	2:22.314	76.091
2	4:39.397	2:17.083	78.994
3	6:55.633	2:16.236	79.486
4	9:12.865	2:17.232	78.909
5	11:28.455	2:15.590	79.864
6	13:44.716	2:16.261	79.471
7	16:03.450	2:18.734	78.054

2 46 Mark JOHNSON

Total Time **16:28.781** Avg Speed **76.662** Behind **25.331**
Best Time **2:17.426** Best Speed **78.797** On **7** Gp **a**

Lap	Elapsed Time	Lap Time	Lap Speed
1	2:28.336	2:28.336	73.002
2	4:50.769	2:22.433	76.027
3	7:12.470	2:21.701	76.420
4	9:33.103	2:20.633	77.000
5	11:51.704	2:18.601	78.129
6	14:11.355	2:19.651	77.542
7	16:28.781	2:17.426	78.797

3 24 George STINSON

Total Time **16:28.945** Avg Speed **76.649** Behind **25.495**
Best Time **2:17.941** Best Speed **78.503** On **7** Gp **a**

Lap	Elapsed Time	Lap Time	Lap Speed
1	2:27.360	2:27.360	73.485
2	4:50.243	2:22.883	75.788
3	7:11.197	2:20.954	76.825
4	9:31.517	2:20.320	77.172
5	11:51.008	2:19.491	77.631
6	14:11.004	2:19.996	77.351
7	16:28.945	2:17.941	78.503

Race Classification

4 72 Bryan ALLAN

Total Time **16:34.654** Avg Speed **76.209** Behind **31.204**
Best Time **2:19.919** Best Speed **77.393** On **6** Gp **a**

Lap	Elapsed Time	Lap Time	Lap Speed
1	2:28.104	2:28.104	73.116
2	4:49.337	2:21.233	76.673
3	7:11.913	2:22.576	75.951
4	9:33.512	2:21.599	76.475
5	11:53.810	2:20.298	77.184
6	14:13.729	2:19.919	77.393
7	16:34.654	2:20.925	76.841

5 36 Davie HASTINGS

Total Time **16:44.603** Avg Speed **75.454** Behind **41.153**
Best Time **2:21.058** Best Speed **76.768** On **5** Gp **a**

Lap	Elapsed Time	Lap Time	Lap Speed
1	2:32.432	2:32.432	71.040
2	4:55.118	2:22.686	75.893
3	7:16.446	2:21.328	76.622
4	9:38.685	2:22.239	76.131
5	11:59.743	2:21.058	76.768
6	14:21.856	2:22.113	76.199
7	16:44.603	2:22.747	75.860

6 2 Freddie STEWART

Total Time **16:54.205** Avg Speed **74.740** Behind **50.755**
Best Time **2:23.247** Best Speed **75.595** On **5** Gp **a**

Lap	Elapsed Time	Lap Time	Lap Speed
1	2:28.953	2:28.953	72.699
2	4:52.233	2:23.280	75.578
3	7:16.104	2:23.871	75.267
4	9:42.118	2:26.014	74.163
5	12:05.365	2:23.247	75.595
6	14:28.992	2:23.627	75.395
7	16:54.205	2:25.213	74.572

SGS International ARMOY ROAD RACE

CLASSIC 250cc / 350cc

Race 5 - Vintage Japanese MCC Junior Classic

Saturday, 25 July 2015

DETAILED RESULT



Race Classification

7 76 Philip SHAW

Total Time **17:00.695** Avg Speed **74.265** Behind **57.245**
Best Time **2:23.796** Best Speed **75.307** On **3** Gp **b**

Lap	Elapsed Time	Lap Time	Lap Speed
1	2:32.545	2:32.545	70.988
2	4:57.789	2:25.244	74.556
3	7:21.585	2:23.796	75.307
4	9:46.457	2:24.872	74.747
5	12:12.322	2:25.865	74.239
6	14:36.496	2:24.174	75.109
7	17:00.695	2:24.199	75.096

8 134 Bobby McMULLAN

Total Time **17:11.556** Avg Speed **73.483** Behind **1:08.106**
Best Time **2:23.778** Best Speed **75.316** On **5** Gp **a**

Lap	Elapsed Time	Lap Time	Lap Speed
1	2:35.385	2:35.385	69.690
2	5:04.242	2:28.857	72.746
3	7:30.599	2:26.357	73.989
4	9:57.230	2:26.631	73.851
5	12:21.008	2:23.778	75.316
6	14:46.413	2:25.405	74.473
7	17:11.556	2:25.143	74.608

9 63 Ian THOMPSON (R)

Total Time **17:35.182** Avg Speed **71.837** Behind **1:31.732**
Best Time **2:27.681** Best Speed **73.326** On **3** Gp **a**

Lap	Elapsed Time	Lap Time	Lap Speed
1	2:35.119	2:35.119	69.810
2	5:03.481	2:28.362	72.989
3	7:31.162	2:27.681	73.326
4	10:02.862	2:31.700	71.383
5	12:34.495	2:31.633	71.415
6	15:04.086	2:29.591	72.389
7	17:35.182	2:31.096	71.668

Race Classification

10 20 Gary HUTTON

Total Time **17:57.120** Avg Speed **70.374** Behind **1:53.670**
Best Time **2:32.988** Best Speed **70.782** On **4** Gp **b**

Lap	Elapsed Time	Lap Time	Lap Speed
1	2:35.209	2:35.209	69.769
2	5:09.244	2:34.035	70.301
3	7:42.345	2:33.101	70.730
4	10:15.333	2:32.988	70.782
5	12:49.533	2:34.200	70.226
6	15:23.805	2:34.272	70.193
7	17:57.120	2:33.315	70.631

11 18 Thomas HOGG

Total Time **18:23.673** Avg Speed **68.681** Behind **2:20.223**
Best Time **2:35.789** Best Speed **69.509** On **3** Gp **b**

Lap	Elapsed Time	Lap Time	Lap Speed
1	2:45.678	2:45.678	65.361
2	5:22.386	2:36.708	69.102
3	7:58.175	2:35.789	69.509
4	10:34.323	2:36.148	69.350
5	13:10.906	2:36.583	69.157
6	15:47.110	2:36.204	69.325
7	18:23.673	2:36.563	69.166

12 43 Alex McVICKER

Total Time **16:09.470** Avg Speed **67.019** Behind **1 Lap**
Best Time **2:38.512** Best Speed **68.315** On **5** Gp **b**

Lap	Elapsed Time	Lap Time	Lap Speed
1	2:51.479	2:51.479	63.149
2	5:32.577	2:41.098	67.219
3	8:12.886	2:40.309	67.550
4	10:51.940	2:39.054	68.083
5	13:30.452	2:38.512	68.315
6	16:09.470	2:39.018	68.098

13 30 Robert WRIGHT

Total Time **17:24.264** Avg Speed **62.219** Behind **1 Lap**
Best Time **2:51.013** Best Speed **63.322** On **6** Gp **b**

Lap	Elapsed Time	Lap Time	Lap Speed
1	3:00.190	3:00.190	60.097
2	5:52.538	2:52.348	62.831
3	8:45.239	2:52.701	62.703
4	11:39.170	2:53.931	62.259
5	14:33.251	2:54.081	62.206
6	17:24.264	2:51.013	63.322

SGS International ARMOY ROAD RACE

CLASSIC 250cc / 350cc

Race 5 - Vintage Japanese MCC Junior Classic

Saturday, 25 July 2015

DETAILED RESULT



Race Classification

14 34 Trevor STEWART

Total Time **16:24.014** Avg Speed **55.024** Behind **2 Laps**

Best Time **3:12.806** Best Speed **56.164** On **4** Gp **c**

Lap	Elapsed Time	Lap Time	Lap Speed
1	3:42.415	3:42.415	48.687
2	6:59.108	3:16.693	55.054
3	10:15.362	3:16.254	55.177
4	13:28.168	3:12.806	56.164
5	16:41.134	3:12.966	56.118

Not Classified

DNF 12 Richard FORD

Total Time **12:16.714** Avg Speed **73.494** Behind

Best Time **2:25.155** Best Speed **74.602** On **3** Gp **b**

Lap	Elapsed Time	Lap Time	Lap Speed
1	2:33.675	2:33.675	70.466
2	4:59.413	2:25.738	74.303
3	7:24.568	2:25.155	74.602
4	9:51.336	2:26.768	73.782
5	12:16.714	2:25.378	74.487

DNF 4 Billy LYLE

Total Time **7:25.743** Avg Speed **72.881** Behind

Best Time **2:25.233** Best Speed **74.562** On **3** Gp **a**

Lap	Elapsed Time	Lap Time	Lap Speed
1	2:34.498	2:34.498	70.090
2	5:00.510	2:26.012	74.164
3	7:25.743	2:25.233	74.562

SGS International ARMOY ROAD RACE

CLASSIC 250cc / 350cc

Race 5 - Vintage Japanese MCC Junior Classic

LAP CHART



1					3					5				
No	Name	Gp	Time of Day	Lap Time	No	Name	Gp	Time of Day	Lap Time	No	Name	Gp	Time of Day	Lap Time
40	Barry DAVIDSON	b	13:39:54.186	2:22.314	40	Barry DAVIDSON	b	13:44:27.505	2:16.236	40	Barry DAVIDSON	b	13:49:00.327	2:15.590
24	George STINSON	a	13:39:59.232	2:27.360	24	George STINSON	a	13:44:43.069	2:20.954	24	George STINSON	a	13:49:22.880	2:19.491
72	Bryan ALLAN	a	13:39:59.976	2:28.104	72	Bryan ALLAN	a	13:44:43.785	2:22.576	46	Mark JOHNSON	a	13:49:23.576	2:18.601
46	Mark JOHNSON	a	13:40:00.208	2:28.336	46	Mark JOHNSON	a	13:44:44.342	2:21.701	72	Bryan ALLAN	a	13:49:25.682	2:20.298
2	Freddie STEWART	a	13:40:00.825	2:28.953	2	Freddie STEWART	a	13:44:47.976	2:23.871	36	Davie HASTINGS	a	13:49:31.615	2:21.058
36	Davie HASTINGS	a	13:40:04.304	2:32.432	36	Davie HASTINGS	a	13:44:48.318	2:21.328	2	Freddie STEWART	a	13:49:37.237	2:23.247
76	Philip SHAW	b	13:40:04.417	2:32.545	76	Philip SHAW	b	13:44:53.457	2:23.796	76	Philip SHAW	b	13:49:44.194	2:25.865
12	Richard FORD	b	13:40:05.547	2:33.675	12	Richard FORD	b	13:44:56.440	2:25.155	12	Richard FORD	b	13:49:48.586	2:25.378
4	Billy LYLE	a	13:40:06.370	2:34.498	4	Billy LYLE	a	13:44:57.615	2:25.233	134	Bobby McMULLAN	a	13:49:52.880	2:23.778
63	Ian THOMPSON (R)	a	13:40:06.991	2:35.119	134	Bobby McMULLAN	a	13:45:02.471	2:26.357	63	Ian THOMPSON (R)	a	13:50:06.367	2:31.633
20	Gary HUTTON	b	13:40:07.081	2:35.209	63	Ian THOMPSON (R)	a	13:45:03.034	2:27.681	20	Gary HUTTON	b	13:50:21.405	2:34.200
134	Bobby McMULLAN	a	13:40:07.257	2:35.385	20	Gary HUTTON	b	13:45:14.217	2:33.101	18	Thomas HOGG	b	13:50:42.778	2:36.583
18	Thomas HOGG	b	13:40:17.550	2:45.678	18	Thomas HOGG	b	13:45:30.047	2:35.789	43	Alex McVICKER	b	13:51:02.324	2:38.512
43	Alex McVICKER	b	13:40:23.351	2:51.479	43	Alex McVICKER	b	13:45:44.758	2:40.309	30	Robert WRIGHT	b	13:52:05.123	2:54.081
30	Robert WRIGHT	b	13:40:32.062	3:00.190	30	Robert WRIGHT	b	13:46:17.111	2:52.701	34	Trevor STEWART	c	13:54:13.006	3:12.966
34	Trevor STEWART	c	13:41:14.287	3:42.415	34	Trevor STEWART	c	13:47:47.234	3:16.254					

2					4					6				
No	Name	Gp	Time of Day	Lap Time	No	Name	Gp	Time of Day	Lap Time	No	Name	Gp	Time of Day	Lap Time
40	Barry DAVIDSON	b	13:42:11.269	2:17.083	40	Barry DAVIDSON	b	13:46:44.737	2:17.232	40	Barry DAVIDSON	b	13:51:16.588	2:16.261
72	Bryan ALLAN	a	13:42:21.209	2:21.233	24	George STINSON	a	13:47:03.389	2:20.320	24	George STINSON	a	13:51:42.876	2:19.996
24	George STINSON	a	13:42:22.115	2:22.883	46	Mark JOHNSON	a	13:47:04.975	2:20.633	46	Mark JOHNSON	a	13:51:43.227	2:19.651
46	Mark JOHNSON	a	13:42:22.641	2:22.433	72	Bryan ALLAN	a	13:47:05.384	2:21.599	72	Bryan ALLAN	a	13:51:45.601	2:19.919
2	Freddie STEWART	a	13:42:24.105	2:23.280	36	Davie HASTINGS	a	13:47:10.557	2:22.239	36	Davie HASTINGS	a	13:51:53.728	2:22.113
36	Davie HASTINGS	a	13:42:26.990	2:22.686	2	Freddie STEWART	a	13:47:13.990	2:26.014	2	Freddie STEWART	a	13:52:00.864	2:23.627
76	Philip SHAW	b	13:42:29.661	2:25.244	76	Philip SHAW	b	13:47:18.329	2:24.872	76	Philip SHAW	b	13:52:08.368	2:24.174
12	Richard FORD	b	13:42:31.285	2:25.738	12	Richard FORD	b	13:47:23.208	2:26.768	134	Bobby McMULLAN	a	13:52:18.285	2:25.405
4	Billy LYLE	a	13:42:32.382	2:26.012	134	Bobby McMULLAN	a	13:47:29.102	2:26.631	63	Ian THOMPSON (R)	a	13:52:35.958	2:29.591
63	Ian THOMPSON (R)	a	13:42:35.353	2:28.362	63	Ian THOMPSON (R)	a	13:47:34.734	2:31.700	20	Gary HUTTON	b	13:52:55.677	2:34.272
134	Bobby McMULLAN	a	13:42:36.114	2:28.857	20	Gary HUTTON	b	13:47:47.205	2:32.988	18	Thomas HOGG	b	13:53:18.982	2:36.204
20	Gary HUTTON	b	13:42:41.116	2:34.035	18	Thomas HOGG	b	13:48:06.195	2:36.148	43	Alex McVICKER	b	13:53:41.342	2:39.018
18	Thomas HOGG	b	13:42:54.258	2:36.708	43	Alex McVICKER	b	13:48:23.812	2:39.054	30	Robert WRIGHT	b	13:54:56.136	2:51.013
43	Alex McVICKER	b	13:43:04.449	2:41.098	30	Robert WRIGHT	b	13:49:11.042	2:53.931					
30	Robert WRIGHT	b	13:43:24.410	2:52.348	34	Trevor STEWART	c	13:51:00.040	3:12.806					
34	Trevor STEWART	c	13:44:30.980	3:16.693										

7				
No	Name	Gp	Time of Day	Lap Time
40	Barry DAVIDSON	b	13:53:35.322	2:18.734
46	Mark JOHNSON	a	13:54:00.653	2:17.426
24	George STINSON	a	13:54:00.817	2:17.941
72	Bryan ALLAN	a	13:54:06.526	2:20.925
36	Davie HASTINGS	a	13:54:16.475	2:22.747
2	Freddie STEWART	a	13:54:26.077	2:25.213
76	Philip SHAW	b	13:54:32.567	2:24.199
134	Bobby McMULLAN	a	13:54:43.428	2:25.143
63	Ian THOMPSON (R)	a	13:55:07.054	2:31.096
20	Gary HUTTON	b	13:55:28.992	2:33.315
18	Thomas HOGG	b	13:55:55.545	2:36.563

SGS International ARMOY ROAD RACE

CLASSIC 250cc / 350cc

Race 5 - Vintage Japanese MCC Junior Classic

Saturday, 25 July 2015



SPEED TRAP

Class	No/Nam	Fastest	Lap 2	Lap 3	Lap 4	Lap 5	Lap 6	Lap 7	Lap 8	Lap 9	Lap 10	Lap 11	Lap 12	Lap 13
C350	40 Barry DAVIDSON	115.6	<u>115.6</u>	113.5	112.5	114.9	<u>115.6</u>	114.1						
C350	24 George STINSON	115.3	112.6	<u>115.3</u>	112.1	113.6	112.1	112.8						
C350	72 Bryan ALLAN	112.4	104.6	102.3	106.4	100.8	110.3	<u>112.4</u>						
C350	36 Davie HASTINGS	111.0	109.5	109.3	<u>111.0</u>	110.1	109.7	109.7						
C250	76 Philip SHAW	109.4	109.1	<u>109.4</u>	108.9	107.7	108.5	107.0						
C350	2 Freddie STEWART	109.3	100.8	95.6	106.7	101.4	<u>109.3</u>	107.1						
C350	46 Mark JOHNSON	108.2	103.0	101.5	104.3	102.6	<u>108.2</u>	108.0						
C250	12 Richard FORD	106.1	<u>106.1</u>	104.9	102.9	101.7								
C350	134 Bobby McMULLAN	106.0	102.2	100.9	104.4	103.7	104.4	<u>106.0</u>						
C350	63 Ian THOMPSON (R)	105.9	105.5	<u>105.9</u>	104.5	101.4	102.5	102.2						
C350	4 Billy LYLE	105.0	<u>105.0</u>	103.8										
C250	18 Thomas HOGG	93.7	92.5	<u>93.7</u>	91.6	91.5	91.1	91.2						
C250	20 Gary HUTTON	92.9	91.9	90.7	<u>92.9</u>	91.3	91.8	92.6						
C250	43 Alex McVICKER	90.7	90.3	<u>90.7</u>	90.4	90.1	90.1							
C250	30 Robert WRIGHT	87.2	<u>87.2</u>	79.6	84.4	77.1	86.9							
C250	34 Trevor STEWART	80.7	80.1	<u>80.7</u>	78.9	80.3								

ROAD RACE - IRISH CLASSIC 250cc

2015

Pos	No.	Name	Total	Diff	Gap	#1 #2 #3 #4 #5 #6					
						R3	R1	R1	R1	R1	R1
1	76	Philip SHAW	125	0	0	25	25	25	25	x	25
2	20	Gary HUTTON	104	21	21	13	20	13	13	25	20
3	43	Alex McVICKER	64	61	40	10	x	11	10	20	13
4	30	Robert WRIGHT	62	63	2	9	10	10	9	13	11
5	12	Richard FORD	56	69	6	20	x	20	16	x	x
6	1	Brian MATEER	46	79	10	8	11	16	11	x	x
7	18	Thomas HOGG	43	82	3	11	16	x	x	x	16
8	100	Andy HUNT	29	96	14	16	13	x	x	x	x
9	34	Trevor STEWART	26	99	3	5	x	x	x	11	10
10	17	Alan 'Bud' JACKSON	20	105	6	x	x	x	20	x	x
11	57	David CRAWFORD	16	109	4	x	x	x	x	16	x
12	15	Dave BROUGH	15	110	1	6	x	9	x	x	x
13	69	Allen GIBSON	7	118	8	7	x	x	x	x	x

Event Legend

#1	24/04/2015	KDM HIRE COOKSTOWN 100	#4	03/07/2015	AXA Bikecare SKERRIES 100
#2	01/05/2015	AROUND A POUND TANDRAGEE 100	#5	11/07/2015	PRINCIPAL INSURANCE RACE OF THE SOUT
#3	21/06/2015	CAROLE NASH KELLS ROAD RACE	#6	24/07/2015	SGS INTERNATIONAL ARMOY ROAD RACE

ROAD RACE - IRISH CLASSIC 350cc

2015

Pos	No.	Name	Total	Diff	Gap	#1 #2 #3 #4 #5 #6					
						R3	R1	R1	R1	R1	R1
1	40	Barry DAVIDSON	125	0	0	25	x	25	25	25	25
2	36	Davie HASTINGS	58	67	67	16	20	11	x	x	11
3	2	Freddie STEWART	53	72	5	11	x	10	11	11	10
4	134	Sean LEONARD	49	76	4	x	x	13	16	20	x
5	14	Nigel MOORE	45	80	4	20	25	x	x	x	x
6	63	Ian THOMPSON (R)	42	83	3	6	10	7	6	5	8
7	66	Ed MANLY	40	85	2	x	x	20	20	x	x
8	46	Mark JOHNSON	36	89	4	8	x	x	8	x	20
9	134	Bobby McMULLAN	35	90	1	10	16	x	x	x	9
10	67	Herbie RONAN	32	93	3	x	x	16	x	16	x
11	9	Sam KINKEAD	30	95	2	7	x	x	13	10	x
12	24	George STINSON	29	96	1	x	x	x	x	13	16
13	44	Sean HENRY	28	97	1	x	11	9	x	8	x
14	4	Billy LYLE	27	98	1	9	x	x	9	9	x
15	72	Bryan ALLAN	26	99	1	13	x	x	x	x	13
16	167	Kevin CALLAN	14	111	12	x	x	8	x	6	x
17	42	Tom FRAZER	13	112	1	x	13	x	x	x	x
18	48	Gearoid HOARE	12	113	1	x	x	4	5	3	x
19	50	John JONES	10	115	2	x	x	x	10	x	x
20	128	Ian THOMPSON (C)	10	115	0	x	x	3	7	x	x
21	22	William WILSON	8	117	2	x	x	6	x	2	x
22	115	Sandy BROWN	7	118	1	x	x	x	x	7	x
23	70	Pat MURRAY	5	120	2	x	x	5	x	x	x
24	191	Tony WILLIS	4	121	1	x	x	x	x	4	x
25	28	Ivan CROWE	4	121	0	x	x	x	4	x	x

Event Legend

#1	24/04/2015	KDM HIRE COOKSTOWN 100	#4	03/07/2015	AXA Bikecare SKERRIES 100
#2	01/05/2015	AROUND A POUND TANDRAGEE 100	#5	11/07/2015	PRINCIPAL INSURANCE RACE OF THE SOUT
#3	21/06/2015	CAROLE NASH KELLS ROAD RACE	#6	24/07/2015	SGS INTERNATIONAL ARMOY ROAD RACE

ROAD RACE - ULSTER CLASSIC 250cc

2015

Pos	No.	Name	Total	Diff	Gap	#1	#2	#3
						R3	R1	R1
1	76	Philip SHAW	75	0	0	25	25	25
2	20	Gary HUTTON	53	22	22	13	20	20
3	18	Thomas HOGG	43	32	10	11	16	16
4	30	Robert WRIGHT	30	45	13	9	10	11
5	100	Andy HUNT	29	46	1	16	13	x
6	43	Alex McVICKER	23	52	6	10	x	13
7	12	Richard FORD	20	55	3	20	x	x
8	1	Brian MATEER	19	56	1	8	11	x
9	34	Trevor STEWART	15	60	4	5	x	10
10	69	Allen GIBSON	7	68	8	7	x	x
11	15	Dave BROUGH	6	69	1	6	x	x

Event Legend

#1	24/04/2015	KDM HIRE COOKSTOWN 100	#3	24/07/2015	SGS INTERNATIONAL ARMOY ROAD RACE
#2	01/05/2015	AROUND A POUND TANDRAGEE 100			

ROAD RACE - ULSTER CLASSIC 350cc

2015

Pos	No.	Name	Total	Diff	Gap	#1	#2	#3
						R3	R1	R1
1	40	Barry DAVIDSON	50	0	0	25	x	25
2	36	Davie HASTINGS	47	3	3	16	20	11
3	14	Nigel MOORE	45	5	2	20	25	x
4	134	Bobby McMULLAN	35	15	10	10	16	9
5	46	Mark JOHNSON	28	22	7	8	x	20
6	72	Bryan ALLAN	26	24	2	13	x	13
7	63	Ian THOMPSON (R)	24	26	2	6	10	8
8	2	Freddie STEWART	21	29	3	11	x	10
9	24	George STINSON	16	34	5	x	x	16
10	42	Tom FRAZER	13	37	3	x	13	x
11	44	Sean HENRY	11	39	2	x	11	x
12	4	Billy LYLE	9	41	2	9	x	x
13	9	Sam KINKEAD	7	43	2	7	x	x

Event Legend

#1	24/04/2015	KDM HIRE COOKSTOWN 100	#3	24/07/2015	SGS INTERNATIONAL ARMOY ROAD RACE
#2	01/05/2015	AROUND A POUND TANDRAGEE 100			