



ARMOY ROAD RACE

The Race of Legends

Friday 24th & Saturday 25th July 2015

**promoted by
Armoyn Motorcycle Road Racing Club
www.amrrc.com**

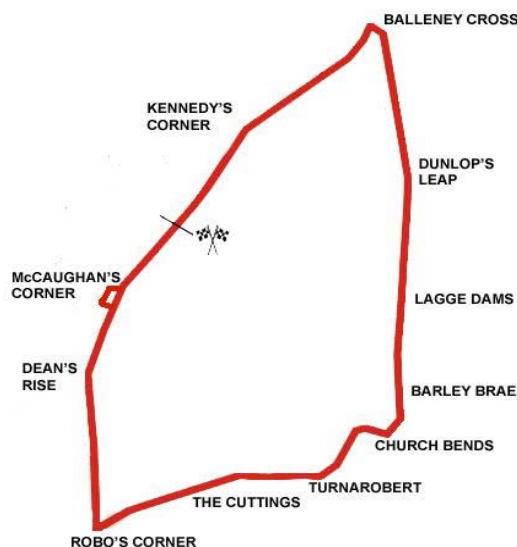
**THE DIAMOND BAR
LIGHTWEIGHT (400 & MOTO 450)**



**Causeway Coast and Glens
Borough Council**



Armoy Circuit 3.008 miles



Lap Records

Class	Rider	Machine	m s	mph	Year
125cc	William Dunlop	Honda	2 02.397	88.473	2010
Moto 3	Christian Elkin	Honda 250	2 03.375	87.771	2014
Moto 450	Ryan Farquhar	Kawasaki	2 00.910	89.561	2011
250cc	Michael Sweeney	Honda	1 52.439	96.308	2013
Supersport 400	Andy Farrell	Kawasaki	1 59.400	90.693	2013
Supertwin	Jeremy McWilliams	Kawasaki 650	1 51.557	97.070	2013
Supersport	Michael Dunlop	Honda	1 44.939	103.191	2013
Superbike	Michael Dunlop	Honda	1 41.382	106.812	2013
Senior Support	Connor Behan	Kawasaki 636	1 50.783	97.748	2013
Junior Support	Mark Hanna	Kawasaki 650	1 54.969	94.189	2013
Classic 1000cc	Robert McCrum	Norton Weslake 950	2 06.649	85.502	2013
Classic 500cc	Richard Lambourne	Norton	2 10.738	82.828	2013
Classic 350cc	Keith Costello	Honda	2 15.054	80.181	2011
Classic 250cc	Kevin Strowger	Suzuki	2 18.625	78.116	2013

MOST WINS at ARMOY ROAD RACE

Ryan Farquhar	11	2009-12	(450-3, Supertwin-4, Supersport-1, Superbike-3)
Michael Dunlop	11	2009-14	(125-1, 250-1, Supersport-2, Superbike-7)
William Dunlop	7	2010-14	(125-2, 250-3, Supersport-2)
Allan Brew	3	2009-13	(Classic 350-1, Classic 500-2)
Robert McCrum	3	2010-14	(Classic 1000-3)
Barry Davidson	3	2012-14	(Classic 350-3)
Dean Harrison	2	2010	(Junior Support-1, Senior Support-1)
Richard Ford	2	2011-12	(Classic 1000-2)
Philip Shaw	2	2010-14	(Classic 250-2)
Christian Elkin	2	2013-14	(Moto 3-2)
Guy Martin	2	2014	(Supersport-1, Superbike-1)

ALL TIME IRISH ROAD RACE WINNERS (after the Race of the South 2015)

Most Wins at All Irish Road Race Meetings

Ryan Farquhar	205	1995-15
Joey Dunlop	156	1971-00
Robert Dunlop	135	1980-08
Ray McCullough	109	1960-82
Phillip McCallen	109	1987-99
William Dunlop	107	2005-15
Michael Dunlop	89	2006-15
Brian Reid	78	1980-94
Darran Lindsay	74	1999-06
James Courtney	66	1992-99

SGS International ARMOY ROAD RACE



LIGHTWEIGHT (400/450)


Lightweight (400/450) Qualifying

Friday, 24 July 2015

Pos	Class	No	Name	Machine / Sponsor	----- Best Lap -----			On	Laps
					Time	Behind	Speed		
Qualifying Classification									
1	400R	23	Michal DOKOUPIL	Kawasaki 400 - R T & E Racing	1:58.952		91.035	4	5
2	M450	177	Ryan FARQUHAR	Kawasaki 450 - SGS / Manx Gas by KMR	2:01.636	2.684	89.026	5	5
3	400R	97	Seamus ELLIOTT	Yamaha 400	2:02.374	3.422	88.489	4	5
4	400R	33	David HOWARD (S)	Kawasaki 400	2:03.155	4.203	87.928	5	5
5	400R	18	Vic ALLAN	Kawasaki 400	2:05.161	6.209	86.519	5	5
6	400R	28	Paul GARTLAND	Kawasaki 400	2:05.281	6.329	86.436	4	5
7	400R	87	Ian SIMPSON	Yamaha 400 - Park	2:05.365	6.413	86.378	4	5
8	400R	59	Darryl TWEED	Honda 400 - Maher Racing	2:06.514	7.562	85.594	5	5
9	400R	316	Stephen MORRISON	Kawasaki 400 - Pitlane Bike Services	2:07.188	8.236	85.140	3	5
10	400R	95	Robert GORDON	Honda 400	2:09.180	10.228	83.827	5	5
11	400R	12	Richard FORD	Kawasaki 400 - LRS	2:10.511	11.559	82.972	3	4
12	400R	13	Dale GORDON	Yamaha 400 - DRG	2:11.217	12.265	82.526	5	5
13	400R	77	Mark SHIELDS	Kawasaki 400 - MSR	2:11.347	12.395	82.444	4	5
14	400R	47	Davie BLACK	Yamaha 400	2:11.683	12.731	82.234	5	5
15	400R	132	Aaron BOYD	Kawasaki 400 - Team Miserable	2:12.257	13.305	81.877	4	5
16	400R	151	Philip DRENNAN	Kawasaki 400	2:14.077	15.125	80.766	3	4
17	400R	53	Veronika HANKOCYOVA	Yamaha 400 - R T & E Racing	2:15.525	16.573	79.903	3	5
18	400R	66	Mark SHIELDS	Honda 400	2:15.638	16.686	79.836	3	5
19	400R	6	Alan JOHNSTON	Kawasaki 400	2:16.647	17.695	79.247	2	5
20	400R	42	Brian LOUGHLIN	Kawasaki 400 - G2-Tech	2:17.387	18.435	78.820	3	5
21	400R	58	Adrian LOGUE	Kawasaki 400	2:17.453	18.501	78.782	2	5
22	400R	142	Stuart RAYNER	Kawasaki 400	2:18.357	19.405	78.267	5	5
23	400R	57	Yvonne MONTGOMERY	Kawasaki 400	2:20.111	21.159	77.287	4	5
24	400R	122	David HOWARD (B)	Kawasaki 400 - PA	2:21.442	22.490	76.560	5	5
25	400R	96	Stephen CARR	Kawasaki 400	2:23.550	24.598	75.436	2	2
26	400R	16	Roy BEATTIE	Kawasaki 400 - BSR	2:23.909	24.957	75.248	2	5

Provisional result to be confirmed by the Stewards of the Meeting subject to completion of technical inspections & the time limit for protests

Page 1 / 1

Circuit	Armoyle	Signed		Organising Club	Armoyle MRRC
Length(miles)	3.0080		Chief Timekeeper	Qualifying Started	16:51
Weather	Sunny	Issued At:	17:13		
Track	Dry				

SGS International ARMOY ROAD RACE

LIGHTWEIGHT (400/450)

Lightweight (400/450) Qualifying

Friday, 24 July 2015

DETAILED RESULT



Qualifying Classification

Position

1 23 Michal DOKOUPIL

400R Behind **6.209**
Best Time **1:58.952** Best Speed **91.035** On **4** Gp

Lap	Elapsed Time	Lap Time	Lap Speed
1	2:15.641	2:15.641	79.834
2	4:16.731	2:01.090	89.428
3	6:16.220	1:59.489	90.626
4	8:15.172	1:58.952	91.035
5	10:14.429	1:59.257	90.802

2 177 Ryan FARQUHAR

M450 Behind **2.684**
Best Time **2:01.636** Best Speed **89.026** On **5** Gp

Lap	Elapsed Time	Lap Time	Lap Speed
1	2:45.476	2:45.476	65.440
2	4:50.125	2:04.649	86.874
3	6:52.362	2:02.237	88.589
4	8:54.343	2:01.981	88.774
5	10:55.979	2:01.636	89.026

3 97 Seamus ELLIOTT

400R Behind **3.422**
Best Time **2:02.374** Best Speed **88.489** On **4** Gp

Lap	Elapsed Time	Lap Time	Lap Speed
1	2:53.918	2:53.918	62.264
2	4:56.678	2:02.760	88.211
3	6:59.507	2:02.829	88.162
4	9:01.881	2:02.374	88.489
5	11:04.591	2:02.710	88.247

4 33 David HOWARD (S)

400R Behind **4.203**
Best Time **2:03.155** Best Speed **87.928** On **5** Gp

Lap	Elapsed Time	Lap Time	Lap Speed
1	2:59.124	2:59.124	60.454
2	5:06.694	2:07.570	84.885
3	7:14.283	2:07.589	84.873
4	9:18.135	2:03.852	87.433
5	11:21.290	2:03.155	87.928

Qualifying Classification

Position

5 18 Vic ALLAN

400R Behind **6.209**
Best Time **2:05.161** Best Speed **86.519** On **5** Gp

Lap	Elapsed Time	Lap Time	Lap Speed
1	2:42.221	2:42.221	66.753
2	4:50.185	2:07.964	84.624
3	6:56.884	2:06.699	85.469
4	9:03.027	2:06.143	85.845
5	11:08.188	2:05.161	86.519

6 28 Paul GARTLAND

400R Behind **6.329**
Best Time **2:05.281** Best Speed **86.436** On **4** Gp

Lap	Elapsed Time	Lap Time	Lap Speed
1	2:22.653	2:22.653	75.910
2	4:30.055	2:07.402	84.997
3	6:36.432	2:06.377	85.686
4	8:41.713	2:05.281	86.436
5	10:47.293	2:05.580	86.230

7 87 Ian SIMPSON

400R Behind **6.413**
Best Time **2:05.365** Best Speed **86.378** On **4** Gp

Lap	Elapsed Time	Lap Time	Lap Speed
1	2:36.583	2:36.583	69.157
2	4:43.410	2:06.827	85.382
3	6:48.819	2:05.409	86.348
4	8:54.184	2:05.365	86.378
5	11:00.187	2:06.003	85.941

8 59 Darryl TWEED

400R Behind **7.562**
Best Time **2:06.514** Best Speed **85.594** On **5** Gp

Lap	Elapsed Time	Lap Time	Lap Speed
1	2:58.025	2:58.025	60.827
2	5:06.706	2:08.681	84.152
3	7:16.854	2:10.148	83.204
4	9:26.788	2:09.934	83.341
5	11:33.302	2:06.514	85.594

SGS International ARMOY ROAD RACE



LIGHTWEIGHT (400/450)

Lightweight (400/450) Qualifying

Friday, 24 July 2015

DETAILED RESULT

Qualifying Classification

Position

9 316 Stephen MORRISON

400R Behind **8.236**

Best Time **2:07.188** Best Speed **85.140** On **3** Gp

Lap	Elapsed Time	Lap Time	Lap Speed
1	2:16.700	2:16.700	79.216
2	4:24.630	2:07.930	84.646
3	6:31.818	2:07.188	85.140
4	8:39.210	2:07.392	85.004
5	10:46.653	2:07.443	84.970

Qualifying Classification

Position

13 77 Mark SHIELS

400R Behind **12.395**

Best Time **2:11.347** Best Speed **82.444** On **4** Gp

Lap	Elapsed Time	Lap Time	Lap Speed
1	3:04.180	3:04.180	58.795
2	5:19.268	2:15.088	80.161
3	7:30.687	2:11.419	82.399
4	9:42.034	2:11.347	82.444
5	11:56.332	2:14.298	80.633

10 95 Robert GORDON

400R Behind **10.228**

Best Time **2:09.180** Best Speed **83.827** On **5** Gp

Lap	Elapsed Time	Lap Time	Lap Speed
1	2:26.963	2:26.963	73.684
2	4:37.514	2:10.551	82.947
3	6:48.518	2:11.004	82.660
4	8:57.745	2:09.227	83.797
5	11:06.925	2:09.180	83.827

14 47 Davie BLACK

400R Behind **12.731**

Best Time **2:11.683** Best Speed **82.234** On **5** Gp

Lap	Elapsed Time	Lap Time	Lap Speed
1	2:25.639	2:25.639	74.354
2	4:39.811	2:14.172	80.708
3	6:52.480	2:12.669	81.623
4	9:05.256	2:12.776	81.557
5	11:16.939	2:11.683	82.234

11 12 Richard FORD

400R Behind **11.559**

Best Time **2:10.511** Best Speed **82.972** On **3** Gp

Lap	Elapsed Time	Lap Time	Lap Speed
1	3:06.352	3:06.352	58.109
2	5:20.562	2:14.210	80.685
3	7:31.073	2:10.511	82.972
4	9:42.948	2:11.875	82.114

15 132 Aaron BOYD

400R Behind **13.305**

Best Time **2:12.257** Best Speed **81.877** On **4** Gp

Lap	Elapsed Time	Lap Time	Lap Speed
1	3:00.628	3:00.628	59.951
2	5:16.322	2:15.694	79.803
3	7:37.514	2:21.192	76.696
4	9:49.771	2:12.257	81.877
5	12:03.154	2:13.383	81.186

12 13 Dale GORDON

400R Behind **12.265**

Best Time **2:11.217** Best Speed **82.526** On **5** Gp

Lap	Elapsed Time	Lap Time	Lap Speed
1	2:35.932	2:35.932	69.446
2	4:54.199	2:18.267	78.318
3	7:09.814	2:15.615	79.850
4	9:22.896	2:13.082	81.369
5	11:34.113	2:11.217	82.526

16 151 Philip DRENNAN

400R Behind **15.125**

Best Time **2:14.077** Best Speed **80.766** On **3** Gp

Lap	Elapsed Time	Lap Time	Lap Speed
1	2:38.958	2:38.958	68.124
2	4:56.552	2:17.594	78.701
3	7:10.629	2:14.077	80.766
4	9:35.739	2:25.110	74.625

SGS International ARMOY ROAD RACE

LIGHTWEIGHT (400/450)

Lightweight (400/450) Qualifying

Friday, 24 July 2015

DETAILED RESULT



Qualifying Classification

Position

17 53 Veronika HANKOCYOVA

400R Behind 16.573

Best Time 2:15.525 Best Speed 79.903 On 3 Gp

Lap	Elapsed Time	Lap Time	Lap Speed
1	2:50.596	2:50.596	63.476
2	5:10.705	2:20.109	77.288
3	7:26.230	2:15.525	79.903
4	9:42.826	2:16.596	79.276
5	12:02.914	2:20.088	77.300

18 66 Mark SHIELDS

400R Behind 16.686

Best Time 2:15.638 Best Speed 79.836 On 3 Gp

Lap	Elapsed Time	Lap Time	Lap Speed
1	2:45.618	2:45.618	65.384
2	5:01.681	2:16.063	79.587
3	7:17.319	2:15.638	79.836
4	9:39.094	2:21.775	76.380
5	11:57.383	2:18.289	78.306

19 6 Alan JOHNSTON

400R Behind 17.695

Best Time 2:16.647 Best Speed 79.247 On 2 Gp

Lap	Elapsed Time	Lap Time	Lap Speed
1	2:41.860	2:41.860	66.902
2	4:58.507	2:16.647	79.247
3	7:16.732	2:18.225	78.342
4	9:38.298	2:21.566	76.493
5	11:56.559	2:18.261	78.321

20 42 Brian LOUGHLIN

400R Behind 18.435

Best Time 2:17.387 Best Speed 78.820 On 3 Gp

Lap	Elapsed Time	Lap Time	Lap Speed
1	2:44.622	2:44.622	65.780
2	5:02.716	2:18.094	78.416
3	7:20.103	2:17.387	78.820
4	9:39.464	2:19.361	77.703
5	11:59.959	2:20.495	77.076

Qualifying Classification

Position

21 58 Adrian LOGUE

400R Behind 18.501

Best Time 2:17.453 Best Speed 78.782 On 2 Gp

Lap	Elapsed Time	Lap Time	Lap Speed
1	2:47.716	2:47.716	64.566
2	5:05.169	2:17.453	78.782
3	7:23.171	2:18.002	78.468
4	9:41.063	2:17.892	78.531
5	11:59.054	2:17.991	78.475

22 142 Stuart RAYNER

400R Behind 19.405

Best Time 2:18.357 Best Speed 78.267 On 5 Gp

Lap	Elapsed Time	Lap Time	Lap Speed
1	2:34.243	2:34.243	70.206
2	4:54.132	2:19.889	77.410
3	7:16.150	2:22.018	76.249
4	9:38.682	2:22.532	75.975
5	11:57.039	2:18.357	78.267

23 57 Yvonne MONTGOMERY

400R Behind 21.159

Best Time 2:20.111 Best Speed 77.287 On 4 Gp

Lap	Elapsed Time	Lap Time	Lap Speed
1	2:33.041	2:33.041	70.758
2	4:53.838	2:20.797	76.911
3	7:14.006	2:20.168	77.256
4	9:34.117	2:20.111	77.287
5	11:56.026	2:21.909	76.308

24 122 David HOWARD (B)

400R Behind 22.490

Best Time 2:21.442 Best Speed 76.560 On 5 Gp

Lap	Elapsed Time	Lap Time	Lap Speed
1	3:03.568	3:03.568	58.991
2	5:30.667	2:27.099	73.616
3	7:54.134	2:23.467	75.479
4	10:17.000	2:22.866	75.797
5	12:38.442	2:21.442	76.560

SGS International ARMOY ROAD RACE

LIGHTWEIGHT (400/450)

Lightweight (400/450) Qualifying

Friday, 24 July 2015

DETAILED RESULT



Qualifying Classification

Position

25 96 Stephen CARR

400R Behind **24.598**

Best Time **2:23.550** Best Speed **75.436** On **2** Gp

Lap	Elapsed Time	Lap Time	Lap Speed
1	3:07.787	3:07.787	57.665
2	5:31.337	2:23.550	75.436

26 16 Roy BEATTIE

400R Behind **24.957**

Best Time **2:23.909** Best Speed **75.248** On **2** Gp

Lap	Elapsed Time	Lap Time	Lap Speed
1	2:57.058	2:57.058	61.160
2	5:20.967	2:23.909	75.248
3	7:46.726	2:25.759	74.292
4	10:11.915	2:25.189	74.584
5	12:36.059	2:24.144	75.125

SGS International ARMOY ROAD RACE

LIGHTWEIGHT (400/450)

Lightweight (400/450) Qualifying

Friday, 24 July 2015



SPEED TRAP

Class	No/Name	Fastest	Lap 2	Lap 3	Lap 4	Lap 5	Lap 6	Lap 7	Lap 8	Lap 9	Lap 10	Lap 11	Lap 12	Lap 13
23	Michal DOKOUPIL	130.1	128.0	130.1	130.0	128.2								
97	Seamus ELLIOTT	129.0	125.1	125.0	129.0	123.9								
28	Paul GARTLAND	127.9	125.5	127.5	126.8	127.9								
33	David HOWARD (S)	127.7	112.1	125.1	127.7	125.9								
18	Vic ALLAN	127.4	127.4	116.6	126.9	124.9								
177	Ryan FARQUHAR	126.9	124.6	125.4	124.5	126.9								
151	Philip DRENNAN	126.9	120.5	119.6	126.9									
316	Stephen MORRISON	126.4	126.4	125.6	122.0	124.4								
87	Ian SIMPSON	126.3	122.4	126.3	126.3	125.4								
12	Richard FORD	126.0	124.1	126.0	123.8									
13	Dale GORDON	125.3	121.8	113.9	122.1	125.3								
95	Robert GORDON	125.2	123.8	116.4	123.1	125.2								
66	Mark SHIELDS	123.9	110.8	123.9	111.1	85.0								
59	Darryl TWEED	122.3	121.7	122.3	122.1	122.3								
132	Aaron BOYD	121.8	121.8	120.8	120.8	115.8								
122	David HOWARD (B)	119.3	117.8	117.9	118.3	119.3								
47	Davie BLACK	119.0	116.2	115.8	107.0	119.0								
16	Roy BEATTIE	118.8	118.8	102.0	105.7	109.2								
77	Mark SHIELS	117.0	113.9	115.4	117.0	90.4								
96	Stephen CARR	116.6	116.6											
6	Alan JOHNSTON	116.5	115.5	116.5	112.1	98.3								
58	Adrian LOGUE	115.6	112.8	115.6	115.6	87.7								
57	Yvonne MONTGOMERY	115.4	114.5	111.7	115.4	114.1								
53	Veronika HANKOCYOVA	112.7	109.9	112.3	112.7	86.3								
142	Stuart RAYNER	112.6	112.6	107.4	110.9	92.9								
42	Brian LOUGHLIN	110.5	107.1	110.5	107.9	85.7								

SGS INTERNATIONAL ARMOY ROAD RACE

LIGHTWEIGHT (400/450)

Armoyn 3.008 miles


R9: Diamond Bar Lightweight (400/450)

25/07/2015 15:00

Race (7 Laps)

RACE 9 - 400 / 450

16 C	96 B	122 A	11
57 B	142 A	6 A	10
58 C	42 B	6 A	9
53 C	151 B	132 A	8
47 B	77 A	95 A	7
13 C	12 B	95 A	6
59 C	87 B	28 A	5
18 B	33 A	23 A	4
97 C	177 B	23 A	3
		POLE POSITION	2
			1



Promoted by Armoyn Motorcycle Road Racing Club

Orbits

Provisional result to be confirmed by the Stewards of the Meeting subject to the completion of technical inspections and the time limit for protests.

MCUI (Ulster Centre) Timing @ www.elaps-timing.com



Ride on
Delta
Seven

SGS International ARMOY ROAD RACE



LIGHTWEIGHT (400/450)

Race 9 - Diamond Bar Lightweight (400/450)

Saturday, 25 July 2015

Pos	Class	No	Name	Machine / Sponsor	Gp	Lap	Total Time	Behind	Speed	-----Best Lap-----		
										Time	Speed	On
Race Classification												
1	400R	23	Michal DOKOUPIL	Kawasaki 400 - R T & E Racing	a	4	7:57.587		90.696	1:58.034	91.743	2
2	400R	97	Seamus ELLIOTT	Yamaha 400	a	4	7:57.765	0.178	90.662	1:56.932	92.608	3
3	400R	33	David HOWARD (S)	Kawasaki 400	a	4	8:02.814	5.227	89.714	1:59.373	90.714	2
4	400R	316	Stephen MORRISON	Kawasaki 400 - Pittlane Bike Services	a	4	8:25.636	28.049	85.665	2:03.897	87.402	3
5	400R	59	Darryl TWEED	Honda 400 - Maher Racing	a	4	8:26.187	28.600	85.572	2:04.069	87.280	4
6	400R	77	Mark SHIELDS	Kawasaki 400 - MSR	b	4	8:30.890	33.303	84.784	2:05.586	86.226	2
7	400R	38	Derek WILKIE	Kawasaki 400	c	4	8:40.642	43.055	83.196	2:06.989	85.274	3
8	400R	95	Robert GORDON	Honda 400	b	4	8:44.785	47.198	82.539	2:07.304	85.063	2
9	400R	132	Aaron BOYD	Kawasaki 400 - Team Miserable	b	4	8:48.862	51.275	81.903	2:10.461	83.004	2
10	400R	13	Dale GORDON	Yamaha 400 - DRG	b	4	8:58.105	1:00.518	80.496	2:12.534	81.706	2
11	400R	6	Alan JOHNSTON	Kawasaki 400	c	4	8:59.869	1:02.282	80.233	2:11.306	82.470	2
12	400R	53	Veronika HANKOCYOVA	Yamaha 400 - R T & E Racing	b	4	9:02.226	1:04.639	79.884	2:11.278	82.488	3
13	400R	42	Brian LOUGHLIN	Kawasaki 400 - G2-Tech	c	4	9:04.126	1:06.539	79.605	2:12.160	81.937	4
14	400R	142	Stuart RAYNER	Kawasaki 400	c	4	9:07.862	1:10.275	79.062	2:15.494	79.921	3
15	400R	66	Mark SHIELDS	Honda 400	b	4	9:08.702	1:11.115	78.941	2:11.663	82.246	3
16	400R	57	Yvonne MONTGOMERY	Kawasaki 400	c	4	9:20.520	1:22.933	77.277	2:15.949	79.653	4
17	400R	47	Davie BLACK	Yamaha 400	b	4	9:23.267	1:25.680	76.900	2:18.485	78.195	2
18	400R	122	David HOWARD (B)	Kawasaki 400 - PA	c	4	9:24.225	1:26.638	76.769	2:16.666	79.236	4
19	400R	58	Adrian LOGUE	Kawasaki 400	c	4	9:24.756	1:27.169	76.697	2:16.480	79.343	4
20	400R	96	Stephen CARR	Kawasaki 400	c	4	9:34.399	1:36.812	75.410	2:20.128	77.278	3
21	400R	16	Roy BEATTIE	Kawasaki 400 - BSR	c	4	9:43.585	1:45.998	74.223	2:22.403	76.043	3

Fastest Lap / New Lap Record 92.608 mph (Previously 90.693 mph)

400R	97	Seamus ELLIOTT	Yamaha 400	1:56.932	92.608	3
------	----	----------------	------------	----------	--------	---


Not Classified

DNF	400R	87	Ian SIMPSON	Yamaha 400 - Park	a	4	8:23.048		86.106	2:03.172	87.916	3
DNF	400R	28	Paul GARTLAND	Kawasaki 400	a	3	6:17.991		85.945	2:03.895	87.403	2
DNF	M450	177	Ryan FARQUHAR	Kawasaki 450 - SGS / Manx Gas by KMR	a	2	4:05.266		88.302	2:00.996	89.497	2
DNF	400R	18	Vic ALLAN	Kawasaki 400	a	2	4:16.473		84.444	2:05.691	86.154	2
DNF	400R	151	Philip DRENNAN	Kawasaki 400	b	1	2:26.295		74.020	2:43.455	66.249	1

Red flag after leaders completed 5 laps. Result declared at 4 laps.

Provisional result to be confirmed by the Stewards of the Meeting subject to completion of technical inspections & the time limit for protests

Page 1 / 1

Circuit	Armoiy	Signed	 Chief Timekeeper	Organising Club	Armoiy MRRC
Length(miles)	3.0080			Race Started	15:46
Weather	Sunny			Gp Time Diff - b 17.16 / c 35.06	
Track	Dry	Issued At:	16:13		



SGS International ARMOY ROAD RACE

LIGHTWEIGHT (400/450)

Race 9 - Diamond Bar Lightweight (400/450)

Saturday, 25 July 2015

DETAILED RESULT



Race Classification

1 23 Michal DOKOUPIL

Total Time **7:57.587** Avg Speed **90.696** Behind
Best Time **1:58.034** Best Speed **91.743** On **2** Gp **a**

Lap	Elapsed Time	Lap Time	Lap Speed
1	2:02.680	2:02.680	88.269
2	4:00.714	1:58.034	91.743
3	5:58.802	1:58.088	91.701
4	7:57.587	1:58.785	91.163

2 97 Seamus ELLIOTT

Total Time **7:57.765** Avg Speed **90.662** Behind **0.178**
Best Time **1:56.932** Best Speed **92.608** On **3** Gp **a**

Lap	Elapsed Time	Lap Time	Lap Speed
1	2:04.762	2:04.762	86.796
2	4:02.835	1:58.073	91.713
3	5:59.767	1:56.932	92.608
4	7:57.765	1:57.998	91.771

3 33 David HOWARD (S)

Total Time **8:02.814** Avg Speed **89.714** Behind **5.227**
Best Time **1:59.373** Best Speed **90.714** On **2** Gp **a**

Lap	Elapsed Time	Lap Time	Lap Speed
1	2:04.143	2:04.143	87.228
2	4:03.516	1:59.373	90.714
3	6:03.218	1:59.702	90.465
4	8:02.814	1:59.596	90.545

4 316 Stephen MORRISON

Total Time **8:25.636** Avg Speed **85.665** Behind **28.049**
Best Time **2:03.897** Best Speed **87.402** On **3** Gp **a**

Lap	Elapsed Time	Lap Time	Lap Speed
1	2:11.319	2:11.319	82.462
2	4:16.570	2:05.251	86.457
3	6:20.467	2:03.897	87.402
4	8:25.636	2:05.169	86.513

5 59 Darryl TWEED

Total Time **8:26.187** Avg Speed **85.572** Behind **28.600**
Best Time **2:04.069** Best Speed **87.280** On **4** Gp **a**

Lap	Elapsed Time	Lap Time	Lap Speed
1	2:12.118	2:12.118	81.963
2	4:17.420	2:05.302	86.422
3	6:22.118	2:04.698	86.840
4	8:26.187	2:04.069	87.280

Race Classification

6 77 Mark SHIELDS

Total Time **8:30.890** Avg Speed **84.784** Behind **33.303**
Best Time **2:05.586** Best Speed **86.226** On **2** Gp **b**

Lap	Elapsed Time	Lap Time	Lap Speed
1	2:13.243	2:13.243	81.271
2	4:18.829	2:05.586	86.226
3	6:24.822	2:05.993	85.948
4	8:30.890	2:06.068	85.897

7 38 Derek WILKIE

Total Time **8:40.642** Avg Speed **83.196** Behind **43.055**
Best Time **2:06.989** Best Speed **85.274** On **3** Gp **c**

Lap	Elapsed Time	Lap Time	Lap Speed
1	2:15.159	2:15.159	80.119
2	4:23.283	2:08.124	84.518
3	6:30.272	2:06.989	85.274
4	8:40.642	2:10.370	83.062

8 95 Robert GORDON

Total Time **8:44.785** Avg Speed **82.539** Behind **47.198**
Best Time **2:07.304** Best Speed **85.063** On **2** Gp **b**

Lap	Elapsed Time	Lap Time	Lap Speed
1	2:18.871	2:18.871	77.977
2	4:26.175	2:07.304	85.063
3	6:36.019	2:09.844	83.399
4	8:44.785	2:08.766	84.097

9 132 Aaron BOYD

Total Time **8:48.862** Avg Speed **81.903** Behind **51.275**
Best Time **2:10.461** Best Speed **83.004** On **2** Gp **b**

Lap	Elapsed Time	Lap Time	Lap Speed
1	2:14.328	2:14.328	80.615
2	4:24.789	2:10.461	83.004
3	6:36.929	2:12.140	81.949
4	8:48.862	2:11.933	82.078

10 13 Dale GORDON

Total Time **8:58.105** Avg Speed **80.496** Behind **1:00.518**
Best Time **2:12.534** Best Speed **81.706** On **2** Gp **b**

Lap	Elapsed Time	Lap Time	Lap Speed
1	2:19.459	2:19.459	77.649
2	4:31.993	2:12.534	81.706
3	6:44.777	2:12.784	81.552
4	8:58.105	2:13.328	81.219

SGS International ARMOY ROAD RACE

LIGHTWEIGHT (400/450)

Race 9 - Diamond Bar Lightweight (400/450)

Saturday, 25 July 2015

DETAILED RESULT



Race Classification

11 6 Alan JOHNSTON

Total Time **8:59.869** Avg Speed **80.233** Behind **1:02.282**
Best Time **2:11.306** Best Speed **82.470** On **2** Gp **c**

Lap	Elapsed Time	Lap Time	Lap Speed
1	2:17.908	2:17.908	78.522
2	4:29.214	2:11.306	82.470
3	6:46.791	2:17.577	78.711
4	8:59.869	2:13.078	81.372

12 53 Veronika HANKOCYOVA

Total Time **9:02.226** Avg Speed **79.884** Behind **1:04.639**
Best Time **2:11.278** Best Speed **82.488** On **3** Gp **b**

Lap	Elapsed Time	Lap Time	Lap Speed
1	2:25.523	2:25.523	74.413
2	4:39.550	2:14.027	80.796
3	6:50.828	2:11.278	82.488
4	9:02.226	2:11.398	82.412

13 42 Brian LOUGHLIN

Total Time **9:04.126** Avg Speed **79.605** Behind **1:06.539**
Best Time **2:12.160** Best Speed **81.937** On **4** Gp **c**

Lap	Elapsed Time	Lap Time	Lap Speed
1	2:21.308	2:21.308	76.633
2	4:36.717	2:15.409	79.971
3	6:51.966	2:15.249	80.066
4	9:04.126	2:12.160	81.937

14 142 Stuart RAYNER

Total Time **9:07.862** Avg Speed **79.062** Behind **1:10.275**
Best Time **2:15.494** Best Speed **79.921** On **3** Gp **c**

Lap	Elapsed Time	Lap Time	Lap Speed
1	2:20.547	2:20.547	77.048
2	4:36.164	2:15.617	79.848
3	6:51.658	2:15.494	79.921
4	9:07.862	2:16.204	79.504

15 66 Mark SHIELDS

Total Time **9:08.702** Avg Speed **78.941** Behind **1:11.115**
Best Time **2:11.663** Best Speed **82.246** On **3** Gp **b**

Lap	Elapsed Time	Lap Time	Lap Speed
1	2:25.847	2:25.847	74.248
2	4:43.854	2:18.007	78.466
3	6:55.517	2:11.663	82.246
4	9:08.702	2:13.185	81.306

Race Classification

16 57 Yvonne MONTGOMERY

Total Time **9:20.520** Avg Speed **77.277** Behind **1:22.933**
Best Time **2:15.949** Best Speed **79.653** On **4** Gp **c**

Lap	Elapsed Time	Lap Time	Lap Speed
1	2:27.740	2:27.740	73.296
2	4:47.983	2:20.243	77.215
3	7:04.571	2:16.588	79.281
4	9:20.520	2:15.949	79.653

17 47 Davie BLACK

Total Time **9:23.267** Avg Speed **76.900** Behind **1:25.680**
Best Time **2:18.485** Best Speed **78.195** On **2** Gp **b**

Lap	Elapsed Time	Lap Time	Lap Speed
1	2:25.200	2:25.200	74.579
2	4:43.685	2:18.485	78.195
3	7:03.793	2:20.108	77.289
4	9:23.267	2:19.474	77.640

18 122 David HOWARD (B)

Total Time **9:24.225** Avg Speed **76.769** Behind **1:26.638**
Best Time **2:16.666** Best Speed **79.236** On **4** Gp **c**

Lap	Elapsed Time	Lap Time	Lap Speed
1	2:27.882	2:27.882	73.226
2	4:47.529	2:19.647	77.544
3	7:07.559	2:20.030	77.332
4	9:24.225	2:16.666	79.236

19 58 Adrian LOGUE

Total Time **9:24.756** Avg Speed **76.697** Behind **1:27.169**
Best Time **2:16.480** Best Speed **79.343** On **4** Gp **c**

Lap	Elapsed Time	Lap Time	Lap Speed
1	2:28.198	2:28.198	73.070
2	4:47.734	2:19.536	77.606
3	7:08.276	2:20.542	77.050
4	9:24.756	2:16.480	79.343

20 96 Stephen CARR

Total Time **9:34.399** Avg Speed **75.410** Behind **1:36.812**
Best Time **2:20.128** Best Speed **77.278** On **3** Gp **c**

Lap	Elapsed Time	Lap Time	Lap Speed
1	2:28.949	2:28.949	72.701
2	4:51.387	2:22.438	76.025
3	7:11.515	2:20.128	77.278
4	9:34.399	2:22.884	75.787

SGS International ARMOY ROAD RACE

LIGHTWEIGHT (400/450)

Race 9 - Diamond Bar Lightweight (400/450)

Saturday, 25 July 2015

DETAILED RESULT



Race Classification

21 16 Roy BEATTIE

Total Time **9:43.585** Avg Speed **74.223** Behind **1:45.998**

Best Time **2:22.403** Best Speed **76.043** On **3** Gp **c**

Lap	Elapsed Time	Lap Time	Lap Speed
1	2:32.554	2:32.554	70.983
2	4:57.247	2:24.693	74.840
3	7:19.650	2:22.403	76.043
4	9:43.585	2:23.935	75.234

Not Classified

DNF 151 Philip DRENNAN

Total Time **2:26.295** Avg Speed **74.020** Behind

Best Time **2:43.455** Best Speed **66.249** On **1** Gp **b**

Lap	Elapsed Time	Lap Time	Lap Speed
1	2:26.295	2:26.295	74.020

Not Classified

DNF 87 Ian SIMPSON

Total Time **8:23.048** Avg Speed **86.106** Behind

Best Time **2:03.172** Best Speed **87.916** On **3** Gp **a**

Lap	Elapsed Time	Lap Time	Lap Speed
1	2:11.113	2:11.113	82.591
2	4:16.488	2:05.375	86.371
3	6:19.660	2:03.172	87.916
4	8:23.048	2:03.388	87.762

DNF 28 Paul GARTLAND

Total Time **6:17.991** Avg Speed **85.945** Behind

Best Time **2:03.895** Best Speed **87.403** On **2** Gp **a**

Lap	Elapsed Time	Lap Time	Lap Speed
1	2:10.117	2:10.117	83.224
2	4:14.012	2:03.895	87.403
3	6:17.991	2:03.979	87.344

DNF 177 Ryan FARQUHAR

Total Time **4:05.266** Avg Speed **88.302** Behind

Best Time **2:00.996** Best Speed **89.497** On **2** Gp **a**

Lap	Elapsed Time	Lap Time	Lap Speed
1	2:04.270	2:04.270	87.139
2	4:05.266	2:00.996	89.497

DNF 18 Vic ALLAN

Total Time **4:16.473** Avg Speed **84.444** Behind

Best Time **2:05.691** Best Speed **86.154** On **2** Gp **a**

Lap	Elapsed Time	Lap Time	Lap Speed
1	2:10.782	2:10.782	82.800
2	4:16.473	2:05.691	86.154

SGS International ARMOY ROAD RACE

LIGHTWEIGHT (400/450)

Race 9 - Diamond Bar Lightweight (400/450)

LAP CHART



1					2					3				
No	Name	Gp	Time of Day	Lap Time	No	Name	Gp	Time of Day	Lap Time	No	Name	Gp	Time of Day	Lap Time
23	Michal DOKOUPIL	a	15:48:17.283	2:02.680	23	Michal DOKOUPIL	a	15:50:15.317	1:58.034	23	Michal DOKOUPIL	a	15:52:13.405	1:58.088
33	David HOWARD (S)	a	15:48:18.746	2:04.143	97	Seamus ELLIOTT	a	15:50:17.438	1:58.073	97	Seamus ELLIOTT	a	15:52:14.370	1:56.932
177	Ryan FARQUHAR	a	15:48:18.873	2:04.270	33	David HOWARD (S)	a	15:50:18.119	1:59.373	33	David HOWARD (S)	a	15:52:17.821	1:59.702
97	Seamus ELLIOTT	a	15:48:19.365	2:04.762	177	Ryan FARQUHAR	a	15:50:19.869	2:00.996	28	Paul GARTLAND	a	15:52:32.594	2:03.979
28	Paul GARTLAND	a	15:48:24.720	2:10.117	28	Paul GARTLAND	a	15:50:28.615	2:03.895	87	Ian SIMPSON	a	15:52:34.263	2:03.172
18	Vic ALLAN	a	15:48:25.385	2:10.782	18	Vic ALLAN	a	15:50:31.076	2:05.691	316	Stephen MORRISON	a	15:52:35.070	2:03.897
87	Ian SIMPSON	a	15:48:25.716	2:11.113	87	Ian SIMPSON	a	15:50:31.091	2:05.375	59	Darryl TWEED	a	15:52:36.721	2:04.698
316	Stephen MORRISON	a	15:48:25.922	2:11.319	316	Stephen MORRISON	a	15:50:31.173	2:05.251	77	Mark SHIELDS	b	15:52:39.425	2:05.993
59	Darryl TWEED	a	15:48:26.721	2:12.118	59	Darryl TWEED	a	15:50:32.023	2:05.302	38	Derek WILKIE	c	15:52:44.875	2:06.989
77	Mark SHIELDS	b	15:48:27.846	2:13.243	77	Mark SHIELDS	b	15:50:33.432	2:05.586	95	Robert GORDON	b	15:52:50.622	2:09.844
132	Aaron BOYD	b	15:48:28.931	2:14.328	38	Derek WILKIE	c	15:50:37.886	2:08.124	132	Aaron BOYD	b	15:52:51.532	2:12.140
38	Derek WILKIE	c	15:48:29.762	2:15.159	132	Aaron BOYD	b	15:50:39.392	2:10.461	13	Dale GORDON	b	15:52:59.380	2:12.784
6	Alan JOHNSTON	c	15:48:32.511	2:17.908	95	Robert GORDON	b	15:50:40.778	2:07.304	6	Alan JOHNSTON	c	15:53:01.394	2:17.577
95	Robert GORDON	b	15:48:33.474	2:18.871	6	Alan JOHNSTON	c	15:50:43.817	2:11.306	53	Veronika HANKOCYOVA	b	15:53:05.431	2:11.278
13	Dale GORDON	b	15:48:34.062	2:19.459	13	Dale GORDON	b	15:50:46.596	2:12.534	142	Stuart RAYNER	c	15:53:06.261	2:15.494
142	Stuart RAYNER	c	15:48:35.150	2:20.547	142	Stuart RAYNER	c	15:50:50.767	2:15.617	42	Brian LOUGHLIN	c	15:53:06.569	2:15.249
42	Brian LOUGHLIN	c	15:48:35.911	2:21.308	42	Brian LOUGHLIN	c	15:50:51.320	2:15.409	66	Mark SHIELDS	b	15:53:10.120	2:11.663
47	Davie BLACK	b	15:48:39.803	2:25.200	53	Veronika HANKOCYOVA	b	15:50:54.153	2:14.027	47	Davie BLACK	b	15:53:18.396	2:20.108
53	Veronika HANKOCYOVA	b	15:48:40.126	2:25.523	47	Davie BLACK	b	15:50:58.288	2:18.485	57	Yvonne MONTGOMERY	c	15:53:19.174	2:16.588
66	Mark SHIELDS	b	15:48:40.450	2:25.847	66	Mark SHIELDS	b	15:50:58.457	2:18.007	122	David HOWARD (B)	c	15:53:22.162	2:20.030
151	Philip DRENNAN	b	15:48:40.898	2:26.295	122	David HOWARD (B)	c	15:51:02.132	2:19.647	58	Adrian LOGUE	c	15:53:22.879	2:20.542
57	Yvonne MONTGOMERY	c	15:48:42.343	2:27.740	58	Adrian LOGUE	c	15:51:02.337	2:19.536	96	Stephen CARR	c	15:53:26.118	2:20.128
122	David HOWARD (B)	c	15:48:42.485	2:27.882	57	Yvonne MONTGOMERY	c	15:51:02.586	2:20.243	16	Roy BEATTIE	c	15:53:34.253	2:22.403
58	Adrian LOGUE	c	15:48:42.801	2:28.198	96	Stephen CARR	c	15:51:05.990	2:22.438					
96	Stephen CARR	c	15:48:43.552	2:28.949	16	Roy BEATTIE	c	15:51:11.850	2:24.693					
16	Roy BEATTIE	c	15:48:47.157	2:32.554										

SGS International ARMOY ROAD RACE

LIGHTWEIGHT (400/450)

Race 9 - Diamond Bar Lightweight (400/450)

LAP CHART



4

No	Name	Gp	Time of Day	Lap Time
23	Michal DOKOUPIL	a	15:54:12.190	1:58.785
97	Seamus ELLIOTT	a	15:54:12.368	1:57.998
33	David HOWARD (S)	a	15:54:17.417	1:59.596
87	Ian SIMPSON	a	15:54:37.651	2:03.388
316	Stephen MORRISON	a	15:54:40.239	2:05.169
59	Darryl TWEED	a	15:54:40.790	2:04.069
77	Mark SHIELDS	b	15:54:45.493	2:06.068
38	Derek WILKIE	c	15:54:55.245	2:10.370
95	Robert GORDON	b	15:54:59.388	2:08.766
132	Aaron BOYD	b	15:55:03.465	2:11.933
13	Dale GORDON	b	15:55:12.708	2:13.328
6	Alan JOHNSTON	c	15:55:14.472	2:13.078
53	Veronika HANKOCYOVA	b	15:55:16.829	2:11.398
42	Brian LOUGHLIN	c	15:55:18.729	2:12.160
142	Stuart RAYNER	c	15:55:22.465	2:16.204
66	Mark SHIELDS	b	15:55:23.305	2:13.185
57	Yvonne MONTGOMERY	c	15:55:35.123	2:15.949
47	Davie BLACK	b	15:55:37.870	2:19.474
122	David HOWARD (B)	c	15:55:38.828	2:16.666
58	Adrian LOGUE	c	15:55:39.359	2:16.480
96	Stephen CARR	c	15:55:49.002	2:22.884
16	Roy BEATTIE	c	15:55:58.188	2:23.935

SGS International ARMOY ROAD RACE

LIGHTWEIGHT (400/450)

Race 9 - Diamond Bar Lightweight (400/450)

Saturday, 25 July 2015



SPEED TRAP

Class	No/Nam	Fastest	Lap 2	Lap 3	Lap 4	Lap 5	Lap 6	Lap 7	Lap 8	Lap 9	Lap 10	Lap 11	Lap 12	Lap 13
400R	97 Seamus ELLIOTT	136.1	132.1	135.8	<u>136.1</u>									
400R	23 Michal DOKOUPIL	133.4	131.3	<u>133.4</u>	132.6									
400R	38 Derek WILKIE	131.8	<u>131.8</u>	126.6	<u>131.8</u>									
400R	87 Ian SIMPSON	130.6	<u>130.6</u>	130.2	127.8									
400R	77 Mark SHIELDS	128.0	120.5	<u>128.0</u>	127.3									
400R	28 Paul GARTLAND	127.9	<u>127.9</u>	127.2										
400R	95 Robert GORDON	127.7	<u>127.7</u>	<u>127.7</u>	122.2									
400R	33 David HOWARD (S)	127.0	<u>127.0</u>	122.6	124.5									
400R	316 Stephen MORRISON	126.8	125.3	<u>126.8</u>	126.3									
400R	18 Vic ALLAN	126.4	<u>126.4</u>											
M450	177 Ryan FARQUHAR	124.9	<u>124.9</u>											
400R	132 Aaron BOYD	123.9	119.3	<u>123.9</u>	115.6									
400R	53 Veronika HANKOCYOVA	123.7	117.9	<u>123.7</u>	119.6									
400R	59 Darryl TWEED	122.9	122.7	<u>122.9</u>	122.8									
400R	66 Mark SHIELDS	122.0	112.4	118.9	<u>122.0</u>									
400R	6 Alan JOHNSTON	121.9	119.8	120.4	<u>121.9</u>									
400R	122 David HOWARD (B)	121.1	118.9	115.4	<u>121.1</u>									
400R	47 Davie BLACK	119.7	<u>119.7</u>	115.3	115.5									
400R	16 Roy BEATTIE	119.2	117.5	106.5	<u>119.2</u>									
400R	13 Dale GORDON	119.1	117.3	<u>119.1</u>	117.9									
400R	142 Stuart RAYNER	117.4	<u>117.4</u>	114.6	110.5									
400R	42 Brian LOUGHLIN	117.1	111.2	112.0	<u>117.1</u>									
400R	57 Yvonne MONTGOMERY	115.1	112.7	107.3	<u>115.1</u>									
400R	58 Adrian LOGUE	112.3	109.7	108.5	<u>112.3</u>									
400R	96 Stephen CARR	110.5	102.8	<u>110.5</u>	104.9									

ROAD RACE - IRISH LIGHTWEIGHT (400/450)

2015

Pos	No.	Name	Total	Diff	Gap	#1 #2 #3 #4 #5 #6					
						R1	R1	R1	R1	R1	R1
1	33	David HOWARD (S)	81	0	0	x	x	20	20	25	16
2	23	Michal DOKOUPIL	75	6	6	x	x	25	25	x	25
3	28	Paul GARTLAND	59	22	16	8	13	11	11	16	x
4	97	Seamus ELLIOTT	56	25	3	16	x	x	x	20	20
5	77	Mark SHIELDS	52	29	4	10	x	13	6	13	10
6	157	Ian MORRELL	45	36	7	25	20	x	x	x	x
7	91	Liam GREENE	43	38	2	x	6	16	10	11	x
8	316	Stephen MORRISON	42	39	1	2	10	9	8	x	13
9	118	Vic ALLAN	39	42	3	13	x	10	16	x	x
10	117	Alastair BAYLEY	33	48	6	20	x	x	13	x	x
11	51	Scott MILLER	27	54	6	9	9	x	9	x	x
12	77	Ryan FARQUHAR	25	56	2	x	25	x	x	x	x
13	32	Aaron BOYD	21	60	4	4	x	x	x	10	7
14	87	Ian SIMPSON	18	63	3	11	7	x	x	x	x
15	6	Alan JOHNSTON	17	64	1	x	x	8	4	x	5
16	8	Anthony McCOLGAN	16	65	1	x	16	x	x	x	x
17	95	Robert GORDON	15	66	1	7	x	x	x	x	8
18	58	Adrian LOGUE	13	68	2	x	x	6	x	7	x
19	42	Brian LOUGHLIN	13	68	0	1	x	x	x	9	3
20	59	Darryl TWEED	11	70	2	x	x	x	x	x	11
21	131	Robert CAIRNS	11	70	0	x	11	x	x	x	x
22	67	Gavin BROWN	11	70	0	x	4	7	x	x	x
23	104	Jerry COLEMAN	10	71	1	x	x	5	5	x	x
24	38	Derek WILKIE	9	72	1	x	x	x	x	x	9
25	47	Davie BLACK	8	73	1	x	x	x	x	8	x
26	57	Yvonne MONTGOMERY	8	73	0	x	8	x	x	x	x
27	12	Richard FORD	7	74	1	x	x	x	7	x	x
28	13	Dale GORDON	6	75	1	x	x	x	x	x	6
29	9	Rikki McGOVERN	6	75	0	6	x	x	x	x	x
30	44	Mick JORDAN	5	76	1	5	x	x	x	x	x
31	171	Dave WALSH	5	76	0	x	5	x	x	x	x
32	53	Veronika HANKOCYOVA	4	77	1	x	x	x	x	x	4
33	142	Stuart RAYNER	4	77	0	x	x	x	2	x	2
34	88	Peter FLETCHER	3	78	1	3	x	x	x	x	x
35	136	Kevin MURPHY	3	78	0	x	x	x	3	x	x
36	96	Stephen CARR	3	78	0	x	3	x	x	x	x
37	66	Mark SHIELDS	1	80	2	x	x	x	x	x	1

Event Legend

#1	24/04/2015	KDM HIRE COOKSTOWN 100	#4	03/07/2015	AXA Bikecare SKERRIES 100
#2	01/05/2015	AROUND A POUND TANDRAGEE 100	#5	11/07/2015	PRINCIPAL INSURANCE RACE OF THE SOUTH
#3	21/06/2015	CAROLE NASH KELLS ROAD RACE	#6	24/07/2015	SGS INTERNATIONAL ARMOY ROAD RACE

ROAD RACE - ULSTER LIGHTWEIGHT (400/450)

2015

Pos	No.	Name	Total	Diff	Gap	#1 #2 #3		
						R1	R1	R1
1	157	Ian MORRELL	45	0	0	25	20	x
2	97	Seamus ELLIOTT	36	9	9	16	x	20
3	23	Michal DOKOUPIL	25	20	11	x	x	25
4	77	Ryan FARQUHAR	25	20	0	x	25	x
5	316	Stephen MORRISON	25	20	0	2	10	13
6	28	Paul GARTLAND	21	24	4	8	13	x
7	117	Alastair BAYLEY	20	25	1	20	x	x
8	77	Mark SHIELDS	20	25	0	10	x	10
9	87	Ian SIMPSON	18	27	2	11	7	x
10	51	Scott MILLER	18	27	0	9	9	x
11	33	David HOWARD (S)	16	29	2	x	x	16
12	8	Anthony McCOLGAN	16	29	0	x	16	x
13	95	Robert GORDON	15	30	1	7	x	8
14	18	Vic ALLAN	13	32	2	13	x	x
15	59	Darryl TWEED	11	34	2	x	x	11
16	131	Robert CAIRNS	11	34	0	x	11	x
17	132	Aaron BOYD	11	34	0	4	x	7
18	38	Derek WILKIE	9	36	2	x	x	9
19	57	Yvonne MONTGOMERY	8	37	1	x	8	x
20	13	Dale GORDON	6	39	2	x	x	6
21	9	Rikki McGOVERN	6	39	0	6	x	x
22	91	Liam GREENE	6	39	0	x	6	x
23	6	Alan JOHNSTON	5	40	1	x	x	5
24	44	Mick JORDAN	5	40	0	5	x	x
25	171	Dave WALSH	5	40	0	x	5	x
26	53	Veronika HANKOCYOVA	4	41	1	x	x	4
27	67	Gavin BROWN	4	41	0	x	4	x
28	42	Brian LOUGHLIN	4	41	0	1	x	3
29	88	Peter FLETCHER	3	42	1	3	x	x
30	96	Stephen CARR	3	42	0	x	3	x
31	142	Stuart RAYNER	2	43	1	x	x	2
32	66	Mark SHIELDS	1	44	1	x	x	1

Event Legend

#1	24/04/2015	KDM HIRE COOKSTOWN 100	#3	24/07/2015	SGS INTERNATIONAL ARMOY ROAD RACE
#2	01/05/2015	AROUND A POUND TANDRAGEE 100			