



ARMOY ROAD RACE

The Race of Legends

Friday 24th & Saturday 25th July 2015

promoted by
Armoy Motorcycle Road Racing Club
www.amrrc.com



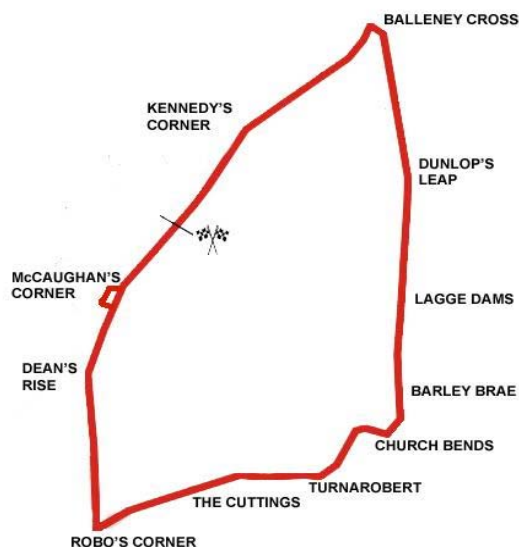
250cc GP



Causeway Coast and Glens
Borough Council



Armoy Circuit 3.008 miles



Lap Records

Class	Rider	Machine	m s	mph	Year
125cc	William Dunlop	Honda	2 02.397	88.473	2010
Moto 3	Christian Elkin	Honda 250	2 03.375	87.771	2014
Moto 450	Ryan Farquhar	Kawasaki	2 00.910	89.561	2011
250cc	Michael Sweeney	Honda	1 52.439	96.308	2013
Supersport 400	Andy Farrell	Kawasaki	1 59.400	90.693	2013
Supertwin	Jeremy McWilliams	Kawasaki 650	1 51.557	97.070	2013
Supersport	Michael Dunlop	Honda	1 44.939	103.191	2013
Superbike	Michael Dunlop	Honda	1 41.382	106.812	2013
Senior Support	Connor Behan	Kawasaki 636	1 50.783	97.748	2013
Junior Support	Mark Hanna	Kawasaki 650	1 54.969	94.189	2013
Classic 1000cc	Robert McCrum	Norton Weslake 950	2 06.649	85.502	2013
Classic 500cc	Richard Lambourne	Norton	2 10.738	82.828	2013
Classic 350cc	Keith Costello	Honda	2 15.054	80.181	2011
Classic 250cc	Kevin Strowger	Suzuki	2 18.625	78.116	2013

MOST WINS at ARMOY ROAD RACE

Ryan Farquhar	11	2009-12	(450-3, Supertwin-4, Supersport-1, Superbike-3)
Michael Dunlop	11	2009-14	(125-1, 250-1, Supersport-2, Superbike-7)
William Dunlop	7	2010-14	(125-2, 250-3, Supersport-2)
Allan Brew	3	2009-13	(Classic 350-1, Classic 500-2)
Robert McCrum	3	2010-14	(Classic 1000-3)
Barry Davidson	3	2012-14	(Classic 350-3)
Dean Harrison	2	2010	(Junior Support-1, Senior Support-1)
Richard Ford	2	2011-12	(Classic 1000-2)
Philip Shaw	2	2010-14	(Classic 250-2)
Christian Elkin	2	2013-14	(Moto 3-2)
Guy Martin	2	2014	(Supersport-1, Superbike-1)

ALL TIME IRISH ROAD RACE WINNERS (after the Race of the South 2015)

Most Wins at All Irish Road Race Meetings

Ryan Farquhar	205	1995-15
Joey Dunlop	156	1971-00
Robert Dunlop	135	1980-08
Ray McCullough	109	1960-82
Phillip McCallen	109	1987-99
William Dunlop	107	2005-15
Michael Dunlop	89	2006-15
Brian Reid	78	1980-94
Darran Lindsay	74	1999-06
James Courtney	66	1992-99

SGS International ARMOY ROAD RACE

250cc GP

250GP Qualifying


Friday, 24 July 2015



Pos	Class	No	Name	Machine / Sponsor	----- Best Lap -----			On	Laps
					Time	Behind	Speed		
Qualifying Classification									
1	250R	3	Michael DUNLOP	Honda - Cookstown BE Racing	1:55.010		94.155	5	5
2	250R	56	Sam WILSON	Honda - Joey's Bar MCC	1:55.697	0.687	93.596	4	5
3	250R	109	Neil KERNOHAN	Honda - Logan Racing	1:56.614	1.604	92.860	5	5
4	250R	52	James COWTON	Yamaha - Peter Berwick	2:00.216	5.206	90.078	4	5
5	250R	18	Paul ROBINSON	Honda - CB Racing	2:00.713	5.703	89.707	5	5
6	250R	72	Connor BEHAN	Honda - Brian Scott Rcing	2:00.961	5.951	89.523	5	5
7	250R	74	Tommy HENRY	Honda - Hugh O'Kane Motors	2:01.548	6.538	89.091	4	5
8	250R	173	John ELLA	Honda - Mols	2:02.806	7.796	88.178	5	5
9	250R	8	Derek CLARK	Honda - Clark Racing	2:07.715	12.705	84.789	3	5
10	250R	25	Bryan HARDING	Honda	2:15.531	20.521	79.899	3	5

Provisional result to be confirmed by the Stewards of the Meeting subject to completion of technical inspections & the time limit for protests

Page 1 / 1

Circuit	Armoy	Signed		Organising Club	Armoy MRRC
Length(miles)	3.0080		Chief Timekeeper	Qualifying Started	16:36
Weather	Sunny	Issued At:	16:54		
Track	Dry				



SGS International ARMOY ROAD RACE

250cc GP

250GP Qualifying

Friday, 24 July 2015

DETAILED RESULT



Qualifying Classification

Position

1 3 Michael DUNLOP

250R Behind **5.703**
Best Time **1:55.010** Best Speed **94.155** On **5** Gp

Lap	Elapsed Time	Lap Time	Lap Speed
1	2:56.751	2:56.751	61.266
2	5:12.099	2:15.348	80.007
3	7:09.753	1:57.654	92.039
4	9:14.996	2:05.243	86.462
5	11:10.006	1:55.010	94.155

2 56 Sam WILSON

250R Behind **0.687**
Best Time **1:55.697** Best Speed **93.596** On **4** Gp

Lap	Elapsed Time	Lap Time	Lap Speed
1	2:27.697	2:27.697	73.318
2	4:26.285	1:58.588	91.314
3	6:23.280	1:56.995	92.558
4	8:18.977	1:55.697	93.596
5	10:15.124	1:56.147	93.234

3 109 Neil KERNOHAN

250R Behind **1.604**
Best Time **1:56.614** Best Speed **92.860** On **5** Gp

Lap	Elapsed Time	Lap Time	Lap Speed
1	2:11.056	2:11.056	82.627
2	4:09.713	1:58.657	91.261
3	6:06.421	1:56.708	92.785
4	8:03.656	1:57.235	92.368
5	10:00.270	1:56.614	92.860

4 52 James COWTON

250R Behind **5.206**
Best Time **2:00.216** Best Speed **90.078** On **4** Gp

Lap	Elapsed Time	Lap Time	Lap Speed
1	2:13.907	2:13.907	80.868
2	4:15.250	2:01.343	89.241
3	6:15.783	2:00.533	89.841
4	8:15.999	2:00.216	90.078
5	10:17.493	2:01.494	89.130

Qualifying Classification

Position

5 18 Paul ROBINSON

250R Behind **5.703**
Best Time **2:00.713** Best Speed **89.707** On **5** Gp

Lap	Elapsed Time	Lap Time	Lap Speed
1	2:40.139	2:40.139	67.621
2	4:46.911	2:06.772	85.419
3	6:50.239	2:03.328	87.805
4	8:51.489	2:01.250	89.310
5	10:52.202	2:00.713	89.707

6 72 Connor BEHAN

250R Behind **5.951**
Best Time **2:00.961** Best Speed **89.523** On **5** Gp

Lap	Elapsed Time	Lap Time	Lap Speed
1	2:40.310	2:40.310	67.549
2	4:44.076	2:03.766	87.494
3	6:45.757	2:01.681	88.993
4	8:47.714	2:01.957	88.792
5	10:48.675	2:00.961	89.523

7 74 Tommy HENRY

250R Behind **6.538**
Best Time **2:01.548** Best Speed **89.091** On **4** Gp

Lap	Elapsed Time	Lap Time	Lap Speed
1	2:39.532	2:39.532	67.879
2	4:43.188	2:03.656	87.572
3	6:45.620	2:02.432	88.447
4	8:47.168	2:01.548	89.091
5	10:50.484	2:03.316	87.813

8 173 John ELLA

250R Behind **7.796**
Best Time **2:02.806** Best Speed **88.178** On **5** Gp

Lap	Elapsed Time	Lap Time	Lap Speed
1	2:21.179	2:21.179	76.703
2	4:26.404	2:05.225	86.475
3	6:29.624	2:03.220	87.882
4	8:32.699	2:03.075	87.985
5	10:35.505	2:02.806	88.178

SGS International ARMOY ROAD RACE

250cc GP

250GP Qualifying

Friday, 24 July 2015

DETAILED RESULT



Qualifying Classification

Position

9 8 Derek CLARK

250R Behind 12.705

Best Time **2:07.715** Best Speed **84.789** On **3** Gp

Lap	Elapsed Time	Lap Time	Lap Speed
1	2:34.662	2:34.662	70.016
2	4:44.741	2:10.079	83.248
3	6:52.456	2:07.715	84.789
4	9:00.441	2:07.985	84.610
5	11:08.916	2:08.475	84.287

10 25 Bryan HARDING

250R Behind 20.521

Best Time **2:15.531** Best Speed **79.899** On **3** Gp

Lap	Elapsed Time	Lap Time	Lap Speed
1	2:46.278	2:46.278	65.125
2	5:03.995	2:17.717	78.631
3	7:19.526	2:15.531	79.899
4	9:35.541	2:16.015	79.615
5	11:51.191	2:15.650	79.829

SGS International ARMOY ROAD RACE

250cc GP

250GP Qualifying

Friday, 24 July 2015



SPEED TRAP

Class	No/Name	Fastest	Lap 2	Lap 3	Lap 4	Lap 5	Lap 6	Lap 7	Lap 8	Lap 9	Lap 10	Lap 11	Lap 12	Lap 13
56	Sam WILSON	142.9	139.8	138.4	142.9	142.8								
3	Michael DUNLOP	141.3	106.5	138.9	140.7	141.3								
109	Neil KERNOHAN	138.2	135.4	137.5	138.2	136.9								
74	Tommy HENRY	135.3	133.6	135.3	132.8	134.4								
52	James COWTON	133.0	129.0	130.7	133.0	127.5								
72	Connor BEHAN	130.9	124.9	126.7	130.8	130.9								
173	John ELLA	126.1	118.3	123.3	124.7	126.1								
8	Derek CLARK	124.6	109.3	122.4	124.6	124.4								
25	Bryan HARDING	106.7	100.8	106.7	106.4	102.4								

SGS INTERNATIONAL ARMOY ROAD RACE

250cc GP


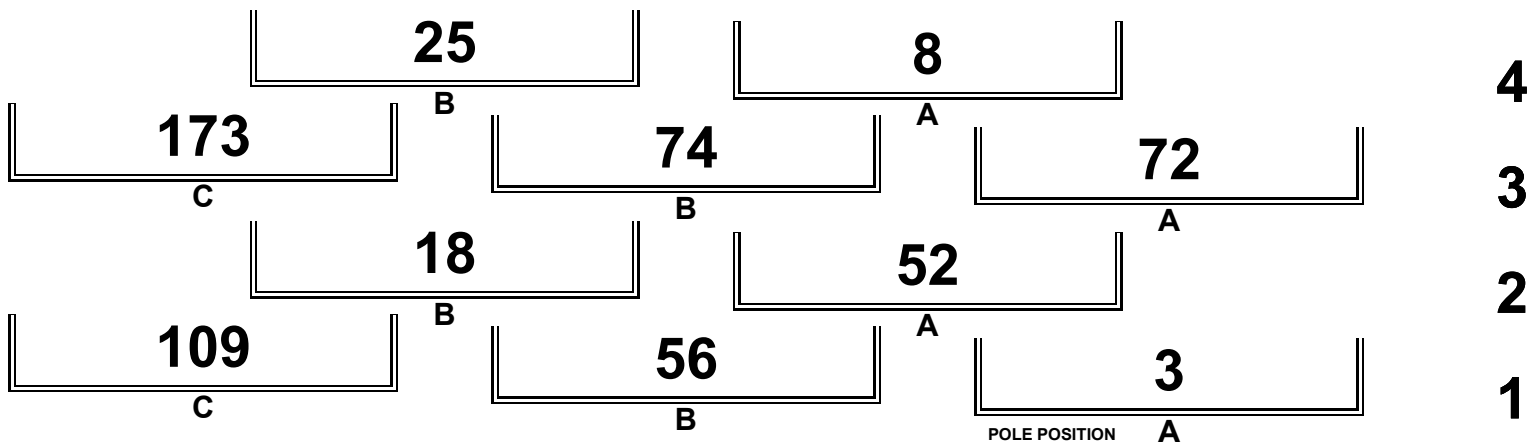
ArmoY 3.008 miles

R8: J W Hickinson / Solitude Motors 250cc GP

25/07/2015 14:30

Race (7 Laps)

RACE 8 - 250GP



Promoted by ArmoY Motorcycle Road Racing Club

Orbits

Provisional result to be confirmed by the Stewards of the Meeting subject to the completion of technical inspections and the time limit for protests.

MCUI (Ulster Centre) Timing @ www.elaps-timing.com



Ride on
Delta
Seven

SGS International ARMOY ROAD RACE

250cc GP

Race 8 - J W Hickinson / Solitude Motors 250cc

Saturday, 25 July 2015



Pos	Class	No	Name	Machine / Sponsor	Gp	Lap	Total Time	Behind	Speed	-----Best Lap-----		
										Time	Speed	On
Race Classification												
1	250R	56	Sam WILSON	Honda - Joey's Bar MCC	a	7	13:26.593		93.978	1:53.822	95.138	7
2	250R	3	Michael DUNLOP	Honda - Cookstown BE Racing	a	7	13:28.974	2.381	93.701	1:53.585	95.337	5
3	250R	18	Paul ROBINSON	Honda - CB Racing	a	7	13:52.989	26.396	91.000	1:56.986	92.565	7
4	250R	52	James COWTON	Yamaha - Peter Berwick	a	7	13:53.185	26.592	90.978	1:56.526	92.930	7
5	250R	173	John ELLA	Honda - Mols	a	7	14:08.518	41.925	89.334	1:57.864	91.875	7
6	250R	72	Connor BEHAN	Honda - Brian Scott Rcing	a	7	14:08.655	42.062	89.320	1:58.391	91.466	7
7	250R	74	Tommy HENRY	Honda - Hugh O'Kane Motors	a	7	14:12.245	45.652	88.943	1:59.636	90.515	7
8	250R	8	Derek CLARK	Honda - Clark Racing	a	7	14:52.160	1:25.567	84.964	2:05.044	86.600	6
9	250R	25	Bryan HARDING	Honda	a	6	13:30.704	1 Lap	80.144	2:13.474	81.130	4

Fastest Lap

250R	3	Michael DUNLOP	Honda - Cookstown BE Racing	1:53.585	95.337	5
------	---	----------------	-----------------------------	----------	--------	---

Not Classified

DNF	250R	109	Neil KERNOHAN	Honda - Logan Racing	a	4	7:50.035		92.153	1:55.417	93.823	3
------------	------	-----	---------------	----------------------	---	---	----------	--	--------	----------	--------	---

Non-Qualifiers

Pos	Class	No	Name	Machine / Sponsor	Gp	Lap	Total Time	Behind	Speed	-----Best Lap-----		
										Time	Speed	On


Race Classification

1	NQ	79	Stephen DAVISON	Kawasaki 650	b	7	15:05.064		83.753	2:08.001	84.599	6
2	NQ	123	Denis LYNCH	Suzuki 650 - D&E Autos	b	6	13:37.680	1 Lap	79.460	2:12.720	81.591	6
3	NQ	111	John SCOTT	Suzuki 650	b	6	13:39.557	1.877	79.278	2:14.026	80.796	6

Fastest Lap

NQ	79	Stephen DAVISON	Kawasaki 650	2:08.001	84.599	6
----	----	-----------------	--------------	----------	--------	---

Provisional result to be confirmed by the Stewards of the Meeting subject to completion of technical inspections & the time limit for protests

Circuit	Armoyn	Signed		Organising Club	Armoyn MRRC
Length(miles)	3.0080	Chief Timekeeper			
Weather	Sunny	Issued At:	15:40	Gp Time Diff - b 15.82	
Track	Dry				



SGS International ARMOY ROAD RACE

250cc GP

Race 8 - J W Hickinson / Solitude Motors 250cc

Saturday, 25 July 2015

DETAILED RESULT



Race Classification

1 56 Sam WILSON

Total Time **13:26.593** Avg Speed **93.978** Behind
Best Time **1:53.822** Best Speed **95.138** On 7 Gp a

Lap	Elapsed Time	Lap Time	Lap Speed
1	1:59.310	1:59.310	90.762
2	3:53.890	1:54.580	94.509
3	5:49.143	1:55.253	93.957
4	7:43.343	1:54.200	94.823
5	9:37.496	1:54.153	94.862
6	11:32.771	1:55.275	93.939
7	13:26.593	1:53.822	95.138

2 3 Michael DUNLOP

Total Time **13:28.974** Avg Speed **93.701** Behind **2.381**
Best Time **1:53.585** Best Speed **95.337** On 5 Gp a

Lap	Elapsed Time	Lap Time	Lap Speed
1	2:01.555	2:01.555	89.086
2	3:56.886	1:55.331	93.893
3	5:51.449	1:54.563	94.523
4	7:45.454	1:54.005	94.985
5	9:39.039	1:53.585	95.337
6	11:33.894	1:54.855	94.282
7	13:28.974	1:55.080	94.098

3 18 Paul ROBINSON

Total Time **13:52.989** Avg Speed **91.000** Behind **26.396**
Best Time **1:56.986** Best Speed **92.565** On 7 Gp a

Lap	Elapsed Time	Lap Time	Lap Speed
1	2:04.194	2:04.194	87.193
2	4:02.865	1:58.671	91.251
3	6:02.080	1:59.215	90.834
4	7:59.776	1:57.696	92.007
5	9:58.616	1:58.840	91.121
6	11:56.003	1:57.387	92.249
7	13:52.989	1:56.986	92.565

Race Classification

4 52 James COWTON

Total Time **13:53.185** Avg Speed **90.978** Behind **26.592**
Best Time **1:56.526** Best Speed **92.930** On 7 Gp a

Lap	Elapsed Time	Lap Time	Lap Speed
1	2:03.657	2:03.657	87.571
2	4:02.738	1:59.081	90.936
3	6:02.082	1:59.344	90.736
4	8:01.417	1:59.335	90.743
5	9:59.209	1:57.792	91.932
6	11:56.659	1:57.450	92.199
7	13:53.185	1:56.526	92.930

5 173 John ELLA

Total Time **14:08.518** Avg Speed **89.334** Behind **41.925**
Best Time **1:57.864** Best Speed **91.875** On 7 Gp a

Lap	Elapsed Time	Lap Time	Lap Speed
1	2:10.785	2:10.785	82.798
2	4:11.919	2:01.134	89.395
3	6:11.896	1:59.977	90.257
4	8:11.712	1:59.816	90.379
5	10:11.993	2:00.281	90.029
6	12:10.654	1:58.661	91.258
7	14:08.518	1:57.864	91.875

6 72 Connor BEHAN

Total Time **14:08.655** Avg Speed **89.320** Behind **42.062**
Best Time **1:58.391** Best Speed **91.466** On 7 Gp a

Lap	Elapsed Time	Lap Time	Lap Speed
1	2:10.307	2:10.307	83.102
2	4:11.313	2:01.006	89.490
3	6:11.626	2:00.313	90.005
4	8:11.650	2:00.024	90.222
5	10:11.593	1:59.943	90.283
6	12:10.264	1:58.671	91.251
7	14:08.655	1:58.391	91.466

SGS International ARMOY ROAD RACE

250cc GP

Race 8 - J W Hickinson / Solitude Motors 250cc

Saturday, 25 July 2015

DETAILED RESULT



Race Classification

7 74 Tommy HENRY

Total Time **14:12.245** Avg Speed **88.943** Behind **45.652**

Best Time **1:59.636** Best Speed **90.515** On **7** Gp **a**

Lap	Elapsed Time	Lap Time	Lap Speed
1	2:10.851	2:10.851	82.757
2	4:10.970	2:00.119	90.151
3	6:10.956	1:59.986	90.251
4	8:10.964	2:00.008	90.234
5	10:11.860	2:00.896	89.571
6	12:12.609	2:00.749	89.680
7	14:12.245	1:59.636	90.515

8 8 Derek CLARK

Total Time **14:52.160** Avg Speed **84.964** Behind **1:25.567**

Best Time **2:05.044** Best Speed **86.600** On **6** Gp **a**

Lap	Elapsed Time	Lap Time	Lap Speed
1	2:13.180	2:13.180	81.310
2	4:21.986	2:08.806	84.071
3	6:29.083	2:07.097	85.201
4	8:35.995	2:06.912	85.325
5	10:41.707	2:05.712	86.140
6	12:46.751	2:05.044	86.600
7	14:52.160	2:05.409	86.348

9 25 Bryan HARDING

Total Time **13:30.704** Avg Speed **80.144** Behind **1 Lap**

Best Time **2:13.474** Best Speed **81.130** On **4** Gp **a**

Lap	Elapsed Time	Lap Time	Lap Speed
1	2:19.830	2:19.830	77.443
2	4:33.684	2:13.854	80.900
3	6:49.270	2:15.586	79.867
4	9:02.744	2:13.474	81.130
5	11:16.712	2:13.968	80.831
6	13:30.704	2:13.992	80.817

Not Classified

DNF 109 Neil KERNOHAN

Total Time **7:50.035** Avg Speed **92.153** Behind

Best Time **1:55.417** Best Speed **93.823** On **3** Gp **a**

Lap	Elapsed Time	Lap Time	Lap Speed
1	2:00.951	2:00.951	89.530
2	3:57.237	1:56.286	93.122
3	5:52.654	1:55.417	93.823
4	7:50.035	1:57.381	92.253

SGS International ARMOY ROAD RACE

250cc GP

Race 8 - J W Hickinson / Solitude Motors 250cc

Saturday, 25 July 2015

DETAILED RESULT



Non-Qualifiers

Race Classification

1 79 Stephen DAVISON

Total Time **15:05.064** Avg Speed **83.753** Behind
Best Time **2:08.001** Best Speed **84.599** On **6** Gp **b**

Lap	Elapsed Time	Lap Time	Lap Speed
1	2:11.209	2:11.209	82.531
2	4:20.525	2:09.316	83.739
3	6:30.071	2:09.546	83.590
4	8:38.870	2:08.799	84.075
5	10:47.467	2:08.597	84.207
6	12:55.468	2:08.001	84.599
7	15:05.064	2:09.596	83.558

2 123 Denis LYNCH

Total Time **13:37.680** Avg Speed **79.460** Behind **1 Lap**
Best Time **2:12.720** Best Speed **81.591** On **6** Gp **b**

Lap	Elapsed Time	Lap Time	Lap Speed
1	2:24.874	2:24.874	74.746
2	4:40.730	2:15.856	79.708
3	6:55.683	2:14.953	80.241
4	9:10.757	2:15.074	80.169
5	11:24.960	2:14.203	80.690
6	13:37.680	2:12.720	81.591

3 111 John SCOTT

Total Time **13:39.557** Avg Speed **79.278** Behind **1.877**
Best Time **2:14.026** Best Speed **80.796** On **6** Gp **b**

Lap	Elapsed Time	Lap Time	Lap Speed
1	2:23.033	2:23.033	75.708
2	4:39.080	2:16.047	79.596
3	6:54.822	2:15.742	79.775
4	9:10.441	2:15.619	79.847
5	11:25.531	2:15.090	80.160
6	13:39.557	2:14.026	80.796

SGS International ARMOY ROAD RACE

250cc GP

Race 8 - J W Hickinson / Solitude Motors 250cc

LAP CHART



1					4					7				
No	Name	Gp	Time of Day	Lap Time	No	Name	Gp	Time of Day	Lap Time	No	Name	Gp	Time of Day	Lap Time
56	Sam WILSON	a	15:21:02.208	1:59.310	56	Sam WILSON	a	15:26:46.241	1:54.200	56	Sam WILSON	a	15:32:29.491	1:53.822
109	Neil KERNOHAN	a	15:21:03.849	2:00.951	3	Michael DUNLOP	a	15:26:48.352	1:54.005	3	Michael DUNLOP	a	15:32:31.872	1:55.080
3	Michael DUNLOP	a	15:21:04.453	2:01.555	109	Neil KERNOHAN	a	15:26:52.933	1:57.381	18	Paul ROBINSON	a	15:32:55.887	1:56.986
52	James COWTON	a	15:21:06.555	2:03.657	18	Paul ROBINSON	a	15:27:02.674	1:57.696	52	James COWTON	a	15:32:56.083	1:56.526
18	Paul ROBINSON	a	15:21:07.092	2:04.194	52	James COWTON	a	15:27:04.315	1:59.335	173	John ELLA	a	15:33:11.416	1:57.864
72	Connor BEHAN	a	15:21:13.205	2:10.307	74	Tommy HENRY	a	15:27:13.862	2:00.008	72	Connor BEHAN	a	15:33:11.553	1:58.391
173	John ELLA	a	15:21:13.683	2:10.785	72	Connor BEHAN	a	15:27:14.548	2:00.024	74	Tommy HENRY	a	15:33:15.143	1:59.636
74	Tommy HENRY	a	15:21:13.749	2:10.851	173	John ELLA	a	15:27:14.610	1:59.816	8	Derek CLARK	a	15:33:55.058	2:05.409
8	Derek CLARK	a	15:21:16.078	2:13.180	8	Derek CLARK	a	15:27:38.893	2:06.912	79	Stephen DAVISON	b	15:34:23.782	2:09.596
25	Bryan HARDING	a	15:21:22.728	2:19.830	79	Stephen DAVISON	b	15:27:57.588	2:08.799					
79	Stephen DAVISON	b	15:21:29.927	2:11.209	25	Bryan HARDING	a	15:28:05.642	2:13.474					
111	John SCOTT	b	15:21:41.751	2:23.033	111	John SCOTT	b	15:28:29.159	2:15.619					
123	Denis LYNCH	b	15:21:43.592	2:24.874	123	Denis LYNCH	b	15:28:29.475	2:15.074					

2					5				
No	Name	Gp	Time of Day	Lap Time	No	Name	Gp	Time of Day	Lap Time
56	Sam WILSON	a	15:22:56.788	1:54.580	56	Sam WILSON	a	15:28:40.394	1:54.153
3	Michael DUNLOP	a	15:22:59.784	1:55.331	3	Michael DUNLOP	a	15:28:41.937	1:53.585
109	Neil KERNOHAN	a	15:23:00.135	1:56.286	18	Paul ROBINSON	a	15:29:01.514	1:58.840
52	James COWTON	a	15:23:05.636	1:59.081	52	James COWTON	a	15:29:02.107	1:57.792
18	Paul ROBINSON	a	15:23:05.763	1:58.671	72	Connor BEHAN	a	15:29:14.491	1:59.943
74	Tommy HENRY	a	15:23:13.868	2:00.119	74	Tommy HENRY	a	15:29:14.758	2:00.896
72	Connor BEHAN	a	15:23:14.211	2:01.006	173	John ELLA	a	15:29:14.891	2:00.281
173	John ELLA	a	15:23:14.817	2:01.134	8	Derek CLARK	a	15:29:44.605	2:05.712
8	Derek CLARK	a	15:23:24.884	2:08.806	79	Stephen DAVISON	b	15:30:06.185	2:08.597
25	Bryan HARDING	a	15:23:36.582	2:13.854	25	Bryan HARDING	a	15:30:19.610	2:13.968
79	Stephen DAVISON	b	15:23:39.243	2:09.316	123	Denis LYNCH	b	15:30:43.678	2:14.203
111	John SCOTT	b	15:23:57.798	2:16.047	111	John SCOTT	b	15:30:44.249	2:15.090
123	Denis LYNCH	b	15:23:59.448	2:15.856					

3					6				
No	Name	Gp	Time of Day	Lap Time	No	Name	Gp	Time of Day	Lap Time
56	Sam WILSON	a	15:24:52.041	1:55.253	56	Sam WILSON	a	15:30:35.669	1:55.275
3	Michael DUNLOP	a	15:24:54.347	1:54.563	3	Michael DUNLOP	a	15:30:36.792	1:54.855
109	Neil KERNOHAN	a	15:24:55.552	1:55.417	18	Paul ROBINSON	a	15:30:58.901	1:57.387
18	Paul ROBINSON	a	15:25:04.978	1:59.215	52	James COWTON	a	15:30:59.557	1:57.450
52	James COWTON	a	15:25:04.980	1:59.344	72	Connor BEHAN	a	15:31:13.162	1:58.671
74	Tommy HENRY	a	15:25:13.854	1:59.986	173	John ELLA	a	15:31:13.552	1:58.661
72	Connor BEHAN	a	15:25:14.524	2:00.313	74	Tommy HENRY	a	15:31:15.507	2:00.749
173	John ELLA	a	15:25:14.794	1:59.977	8	Derek CLARK	a	15:31:49.649	2:05.044
8	Derek CLARK	a	15:25:31.981	2:07.097	79	Stephen DAVISON	b	15:32:14.186	2:08.001
79	Stephen DAVISON	b	15:25:48.789	2:09.546	25	Bryan HARDING	a	15:32:33.602	2:13.992
25	Bryan HARDING	a	15:25:52.168	2:15.586	123	Denis LYNCH	b	15:32:56.398	2:12.720
111	John SCOTT	b	15:26:13.540	2:15.742	111	John SCOTT	b	15:32:58.275	2:14.026
123	Denis LYNCH	b	15:26:14.401	2:14.953					

SGS International ARMOY ROAD RACE

250cc GP

Race 8 - J W Hickinson / Solitude Motors 250cc

Saturday, 25 July 2015



SPEED TRAP

Class	No/Nam	Fastest	Lap 2	Lap 3	Lap 4	Lap 5	Lap 6	Lap 7	Lap 8	Lap 9	Lap 10	Lap 11	Lap 12	Lap 13
250R	56 Sam WILSON	144.2	<u>144.2</u>	143.6	143.8	143.8	143.8	143.7						
250R	18 Paul ROBINSON	139.1	130.3	129.6	<u>139.1</u>	134.9	134.2	135.2						
250R	109 Neil KERNOHAN	138.2	134.5	<u>138.2</u>	136.6									
250R	3 Michael DUNLOP	138.1	136.3	<u>138.1</u>	137.1	136.8	136.8	137.1						
250R	74 Tommy HENRY	137.7	133.0	137.5	<u>137.7</u>	135.5	126.1	137.4						
250R	52 James COWTON	135.1	133.5	133.1	130.8	133.0	<u>135.1</u>	<u>135.1</u>						
250R	72 Connor BEHAN	132.6	128.0	<u>132.6</u>	131.3	130.8	129.4	129.6						
250R	173 John ELLA	127.5	125.8	123.4	123.0	127.0	122.7	<u>127.5</u>						
NQ	79 Stephen DAVISON	126.0	<u>126.0</u>	118.0	109.0	119.4	118.2	113.5						
250R	8 Derek CLARK	125.5	119.0	123.8	117.4	119.2	121.8	<u>125.5</u>						
NQ	123 Denis LYNCH	121.8	115.7	119.1	115.1	120.1	<u>121.8</u>							
NQ	111 John SCOTT	118.3	116.6	117.7	117.6	<u>118.3</u>	114.3							
250R	25 Bryan HARDING	105.2	<u>105.2</u>	99.2	98.5	99.5	101.7							

ROAD RACE - IRISH 250GP

2015

Pos	No.	Name	Total	Diff	Gap	#1 #2 #3 #4			
						R7	R1	R1	R1
1	109	Neil KERNOHAN	70	0	0	25	25	20	x
2	74	Tommy HENRY	54	16	16	13	16	16	9
3	56	Sam WILSON	50	20	4	x	x	25	25
4	173	John ELLA	44	26	6	x	20	13	11
5	18	Paul ROBINSON	36	34	8	20	x	x	16
6	3	Michael DUNLOP	20	50	16	x	x	x	20
7	65	Michael SWEENEY	16	54	4	16	x	x	x
8	52	James COWTON	13	57	3	x	x	x	13
9	2	Brian MATEER	11	59	2	11	x	x	x
10	72	Connor BEHAN	10	60	1	x	x	x	10
11	8	Derek CLARK	8	62	2	x	x	x	8
12	25	Bryan HARDING	7	63	1	x	x	x	7

Event Legend

#1	01/05/2015	AROUND A POUND TANDRAGEE 100	#3	03/07/2015	AXA Bikecare SKERRIES 100
#2	21/06/2015	CAROLE NASH KELLS ROAD RACE	#4	24/07/2015	SGS INTERNATIONAL ARMOY ROAD RACE

ROAD RACE - ULSTER 250GP

2015

Pos	No.	Name	Total	Diff	Gap	#1 #2	
						R7	R1
1	18	Paul ROBINSON	36	0	0	20	16
2	56	Sam WILSON	25	11	11	x	25
3	109	Neil KERNOHAN	25	11	0	25	x
4	74	Tommy HENRY	22	14	3	13	9
5	3	Michael DUNLOP	20	16	2	x	20
6	65	Michael SWEENEY	16	20	4	16	x
7	52	James COWTON	13	23	3	x	13
8	173	John ELLA	11	25	2	x	11
9	2	Brian MATEER	11	25	0	11	x
10	72	Connor BEHAN	10	26	1	x	10
11	8	Derek CLARK	8	28	2	x	8
12	25	Bryan HARDING	7	29	1	x	7

Event Legend

#1	01/05/2015	AROUND A POUND TANDRAGEE 100	#2	24/07/2015	SGS INTERNATIONAL ARMOY ROAD RACE
-----------	-------------------	------------------------------	-----------	-------------------	-----------------------------------