



Friday 27th & Saturday 28th June 2014

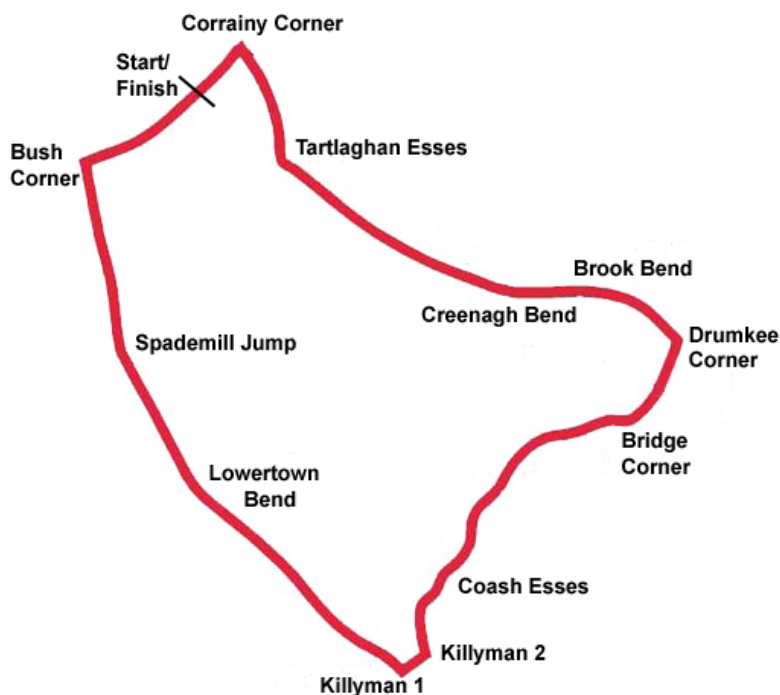
promoted by Dungannon & District MCC
www.bushroadraces.com



SENIOR SUPPORT



Bush Circuit 3.3078 miles



LAP RECORDS

Class	Rider	Machine	m s	mph	Year
125cc	William Dunlop	Honda	2 23.443	83.016	2010
Moto 3	Barry Davidson	Honda 250	2 34.912	76.870	2012
Moto 450	Ryan Farquhar	Kawasaki	2 25.763	81.695	2012
250cc	William Dunlop	Honda	2 18.280	86.116	2010
Supersport 400	Joe Phillips	Kawasaki	2 30.508	79.119	2008
Supertwin	Ryan Farquhar	Kawasaki 650	2 20.647	84.666	2011
Supersport	Ryan Farquhar	Kawasaki	2 13.647	89.101	2011
Superbike	Ryan Farquhar	Kawasaki 600	2 11.200	90.763	2011
Senior Support	Craig Shirlaw	Kawasaki 600	2 20.505	84.752	2010
Junior Support	Dean Harrison	Kawasaki 650	2 27.141	80.930	2010
Classic 1000cc	Robert McCrum	Norton Weslake 950	2 31.924	78.382	2010
Classic 500cc	Neill McWhirter	Norton	2 31.551	78.575	2010
Classic 350cc	Adrian McFarland	Honda	2 40.433	74.225	2008
Classic 250cc	Barry Davidson	Honda 198	2 50.292	69.927	2010

MOST WINS at BUSH ROAD RACE

Ryan Farquhar	16	2008-12
William Dunlop	5	2010-11
Barry Davidson	4	2008-12
Conor Cummins	3	2007
Nigel Moore	3	2007-09

ALL TIME IRISH ROAD RACE WINNERS (after Kells 2014)

Most Wins at All Irish Road Race Meetings

1.	Ryan Farquhar	201	1995-14
2.	Joey Dunlop	156	1971-00
3.	Robert Dunlop	135	1980-08
4.	Ray McCullough	109	1960-82
	Phillip McCallen	109	1987-99
6.	William Dunlop	95	2005-14
7.	Michael Dunlop	85	2006-14
8.	Brian Reid	78	1980-94
9.	Darran Lindsay	74	1999-06
10.	James Courtney	66	1992-99

H2 Engineering Bush Road Race


SENIOR SUPPORT Senior Support Qualifying Friday, 27 June 2014



Pos	Class	No	Name	Machine / Sponsor	----- Best Lap -----			Laps	
					Time	Behind	Speed		
Qualifying Classification									
1	SSEN	13	Neil LYONS	Yamaha 600 - Amigo	2:26.069		81.524	2	4
2	SSEN	109	Neil KERNOHAN	Yamaha 600 - Logan Racing	2:28.517	2.448	80.180	4	4
3	SSEN	5	Thomas MAXWELL	Yamaha 600	2:33.173	7.104	77.743	4	4
4	SSEN	14	Rodney LITTLE	Yamaha 600	2:33.252	7.183	77.703	3	4
5	SSEN	97	William HARA	Yamaha 600 - New Look Blinds	2:34.887	8.818	76.882	4	4
6	SSEN	60	George SCOTT	Honda 600	2:35.321	9.252	76.668	4	4
7	SSEN	11	John CAHILL	Suzuki 750	2:35.452	9.383	76.603	3	4
8	SSEN	70	Brendan MERRIGAN	Yamaha 600 - Specials	2:36.120	10.051	76.275	4	4
9	SSEN	73	Derek COSTELLO	Yamaha 600	2:37.952	11.883	75.390	4	4
10	SSEN	43	Stephen DEGNAN	Suzuki 600	2:38.254	12.185	75.247	4	4
11	SSEN	131	Robert CAIRNS	Suzuki 750 - LR Tyres Racing	2:38.404	12.335	75.175	3	4
12	SSEN	57	Adrian LOGUE	Suzuki 600	2:39.795	13.726	74.521	4	4
13	SSEN	51	David HOLLAND	Yamaha 600	2:41.458	15.389	73.753	3	4
14	SSEN	87	Ian SIMPSON	Yamaha 600 - Park	2:44.839	18.770	72.241	3	4
15	SSEN	19	Davide ANSALDI	Yamaha 600 - MotoMerchants.com	2:46.562	20.493	71.493	2	4
16	SSEN	187	Trevor MATTEWSON	Suzuki 750 - Strangford Holiday Park	2:49.137	23.068	70.405	4	4
17	SSEN	46	Mark JOHNSTON	Suzuki 600	2:51.328	25.259	69.505	4	4
18	SSEN	39	Stephen GOWAN	Yamaha 600	2:51.662	25.593	69.369	2	4
19	SSEN	32	Aaron BOYD	Suzuki 600 - Team Miserable	2:54.412	28.343	68.276	2	4

Provisional result to be confirmed by the Stewards of the Meeting subject to completion of technical inspections & the time limit for protests

Page 1 / 1

Circuit	Bush	Signed		Organising Club	Dungannon & District MCC
Length(miles)	3.3078		Chief Timekeeper	Qualifying Started	19:40
Weather	Cloudy	Issued At:	19:53		
Track	Dry				



MCUI Ulster
Centre Timing
powered by
e-Laps timing software

www.elaps-timing.com



H2 Engineering Bush Road Race

SENIOR SUPPORT

Senior Support Qualifying

Friday, 27 June 2014

DETAILED RESULT



Qualifying Classification

Position

1 13 Neil LYONS

Behind

Best Time **2:26.069** Best Speed **81.524** On **2** Gp **a**

Lap	Elapsed Time	Lap Time	Lap Speed
1	2:35.542	2:35.542	76.559
2	5:01.611	2:26.069	81.524
3	7:27.965	2:26.354	81.365
4	9:54.708	2:26.743	81.149

2 109 Neil KERNOHAN

Behind **2.448**

Best Time **2:28.517** Best Speed **80.180** On **4** Gp **a**

Lap	Elapsed Time	Lap Time	Lap Speed
1	2:50.638	2:50.638	69.786
2	5:22.265	2:31.627	78.535
3	7:51.783	2:29.518	79.643
4	10:20.300	2:28.517	80.180

3 5 Thomas MAXWELL

Behind **7.104**

Best Time **2:33.173** Best Speed **77.743** On **4** Gp **a**

Lap	Elapsed Time	Lap Time	Lap Speed
1	3:14.096	3:14.096	61.351
2	5:50.693	2:36.597	76.043
3	8:24.359	2:33.666	77.493
4	10:57.532	2:33.173	77.743

4 14 Rodney LITTLE

Behind **7.183**

Best Time **2:33.252** Best Speed **77.703** On **3** Gp **a**

Lap	Elapsed Time	Lap Time	Lap Speed
1	3:23.731	3:23.731	58.450
2	6:02.638	2:38.907	74.937
3	8:35.890	2:33.252	77.703
4	11:11.968	2:36.078	76.296

5 97 William HARA

Behind **8.818**

Best Time **2:34.887** Best Speed **76.882** On **4** Gp **a**

Lap	Elapsed Time	Lap Time	Lap Speed
1	3:13.185	3:13.185	61.641
2	5:50.288	2:37.103	75.798
3	8:25.820	2:35.532	76.564
4	11:00.707	2:34.887	76.882

Qualifying Classification

Position

6 60 George SCOTT

Behind **9.252**

Best Time **2:35.321** Best Speed **76.668** On **4** Gp **a**

Lap	Elapsed Time	Lap Time	Lap Speed
1	3:23.565	3:23.565	58.498
2	6:05.499	2:41.934	73.537
3	8:40.838	2:35.339	76.659
4	11:16.159	2:35.321	76.668

7 11 John CAHILL

Behind **9.383**

Best Time **2:35.452** Best Speed **76.603** On **3** Gp **a**

Lap	Elapsed Time	Lap Time	Lap Speed
1	2:50.462	2:50.462	69.858
2	5:27.082	2:36.620	76.032
3	8:02.534	2:35.452	76.603
4	10:39.660	2:37.126	75.787

8 70 Brendan MERRIGAN

Behind **10.051**

Best Time **2:36.120** Best Speed **76.275** On **4** Gp **a**

Lap	Elapsed Time	Lap Time	Lap Speed
1	3:43.894	3:43.894	53.186
2	6:24.594	2:40.700	74.101
3	9:05.576	2:40.982	73.971
4	11:41.696	2:36.120	76.275

9 73 Derek COSTELLO

Behind **11.883**

Best Time **2:37.952** Best Speed **75.390** On **4** Gp **a**

Lap	Elapsed Time	Lap Time	Lap Speed
1	3:14.409	3:14.409	61.253
2	5:53.716	2:39.307	74.749
3	8:33.349	2:39.633	74.597
4	11:11.301	2:37.952	75.390

10 43 Stephen DEGNAN

Behind **12.185**

Best Time **2:38.254** Best Speed **75.247** On **4** Gp **a**

Lap	Elapsed Time	Lap Time	Lap Speed
1	3:34.700	3:34.700	55.464
2	6:16.427	2:41.727	73.631
3	9:03.207	2:46.780	71.400
4	11:41.461	2:38.254	75.247

H2 Engineering Bush Road Race

SENIOR SUPPORT

Senior Support Qualifying

Friday, 27 June 2014

DETAILED RESULT



Qualifying Classification

Position

11 131 Robert CAIRNS

Behind 12.335

Best Time 2:38.404 Best Speed 75.175 On 3 Gp a

Lap	Elapsed Time	Lap Time	Lap Speed
1	3:14.623	3:14.623	61.185
2	6:06.622	2:51.999	69.233
3	8:45.026	2:38.404	75.175
4	11:30.165	2:45.139	72.109

12 57 Adrian LOGUE

Behind 13.726

Best Time 2:39.795 Best Speed 74.521 On 4 Gp a

Lap	Elapsed Time	Lap Time	Lap Speed
1	3:22.448	3:22.448	58.820
2	6:08.663	2:46.215	71.643
3	8:58.704	2:50.041	70.031
4	11:38.499	2:39.795	74.521

13 51 David HOLLAND

Behind 15.389

Best Time 2:41.458 Best Speed 73.753 On 3 Gp a

Lap	Elapsed Time	Lap Time	Lap Speed
1	3:40.385	3:40.385	54.033
2	6:28.178	2:47.793	70.969
3	9:09.636	2:41.458	73.753
4	11:54.040	2:44.404	72.432

14 87 Ian SIMPSON

Behind 18.770

Best Time 2:44.839 Best Speed 72.241 On 3 Gp a

Lap	Elapsed Time	Lap Time	Lap Speed
1	3:36.272	3:36.272	55.061
2	6:22.887	2:46.615	71.471
3	9:07.726	2:44.839	72.241
4	11:53.382	2:45.656	71.884

15 19 Davide ANSALDI

Behind 20.493

Best Time 2:46.562 Best Speed 71.493 On 2 Gp a

Lap	Elapsed Time	Lap Time	Lap Speed
1	3:24.725	3:24.725	58.166
2	6:11.287	2:46.562	71.493
3	9:07.348	2:56.061	67.636
4	12:01.428	2:54.080	68.406

Qualifying Classification

Position

16 187 Trevor MATTEWSON

Behind 23.068

Best Time 2:49.137 Best Speed 70.405 On 4 Gp a

Lap	Elapsed Time	Lap Time	Lap Speed
1	3:56.639	3:56.639	50.322
2	6:51.107	2:54.468	68.254
3	9:42.311	2:51.204	69.555
4	12:31.448	2:49.137	70.405

17 46 Mark JOHNSTON

Behind 25.259

Best Time 2:51.328 Best Speed 69.505 On 4 Gp a

Lap	Elapsed Time	Lap Time	Lap Speed
1	3:34.200	3:34.200	55.593
2	6:31.088	2:56.888	67.320
3	9:23.104	2:52.016	69.227
4	12:14.432	2:51.328	69.505

18 39 Stephen GOWAN

Behind 25.593

Best Time 2:51.662 Best Speed 69.369 On 2 Gp a

Lap	Elapsed Time	Lap Time	Lap Speed
1	3:16.606	3:16.606	60.568
2	6:08.268	2:51.662	69.369
3	9:05.467	2:57.199	67.202
4	11:58.489	2:53.022	68.824

19 32 Aaron BOYD

Behind 28.343

Best Time 2:54.412 Best Speed 68.276 On 2 Gp a

Lap	Elapsed Time	Lap Time	Lap Speed
1	3:12.958	3:12.958	61.713
2	6:07.370	2:54.412	68.276
3	9:04.706	2:57.336	67.150
4	12:04.463	2:59.757	66.245

H2 ENGINEERING BUSH ROAD RACE

SENIOR SUPPORT


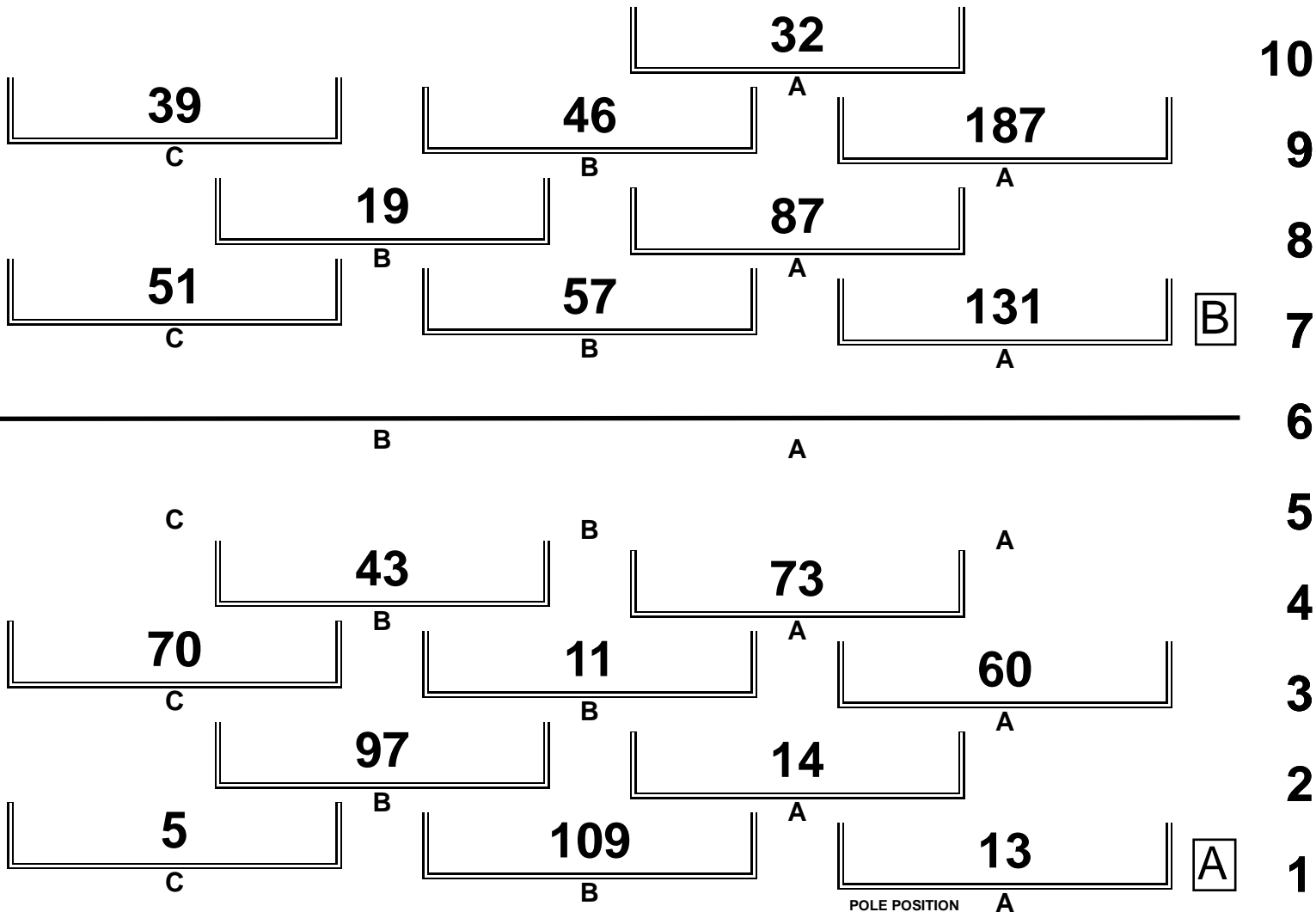
Bush 3.308 miles

R7: Jardine Tree Surgery Senior Support

28/06/2014 14:30

Race (8 Laps)

RACE 7 - SENIOR SUPPORT



H2 Engineering Bush Road Race

SENIOR SUPPORT

Race 7 - Jardine Tree Surgery Senior Support

Saturday, 28 June 2014




Pos	Class	No	Name	Machine / Sponsor	Gp	Laps	Total Time	Behind	Speed	-----Best Lap-----		
										Time	Speed	On
Race Classification												
1	SSEN	109	Neil KERNOHAN	Yamaha 600 - Logan Racing	a	8	19:19.822		82.137	2:23.078	83.228	6
2	SSEN	13	Neil LYONS	Yamaha 600 - Amigo	a	8	19:21.627	1.805	82.010	2:23.474	82.998	3
3	SSEN	5	Thomas MAXWELL	Yamaha 600	a	8	19:37.041	17.219	80.936	2:24.381	82.477	3
4	SSEN	131	Robert CAIRNS	Suzuki 750 - LR Tyres Racing	b	8	20:11.259	51.437	78.649	2:28.573	80.150	5
5	SSEN	19	Davide ANSALDI	Yamaha 600 - MotoMerchants.com	b	8	20:11.761	51.939	78.617	2:27.207	80.893	8
6	SSEN	70	Brendan MERRIGAN	Yamaha 600 - Specials	a	8	20:23.133	1:03.311	77.886	2:29.306	79.756	7
7	SSEN	43	Stephen DEGNAN	Suzuki 600	a	8	20:30.175	1:10.353	77.440	2:31.536	78.583	4
8	SSEN	14	Rodney LITTLE	Yamaha 600	a	8	20:39.581	1:19.759	76.852	2:32.860	77.902	8
9	SSEN	60	George SCOTT	Honda 600	a	8	20:42.054	1:22.232	76.699	2:32.935	77.864	8
10	SSEN	11	John CAHILL	Suzuki 750	a	8	20:42.609	1:22.787	76.665	2:32.621	78.024	7
11	SSEN	51	David HOLLAND	Yamaha 600	b	8	20:49.044	1:29.222	76.270	2:33.800	77.426	5
12	SSEN	57	Adrian LOGUE	Suzuki 600	b	8	21:06.737	1:46.915	75.205	2:34.637	77.007	8
13	SSEN	187	Trevor MATTEWSON	Suzuki 750 - Strangford Holiday Park	b	7	19:21.486	1 Lap	71.767	2:42.676	73.201	5
14	SSEN	46	Mark JOHNSTON	Suzuki 600	b	7	19:30.686	9.200	71.203	2:45.423	71.986	4
15	SSEN	39	Stephen GOWAN	Yamaha 600	b	7	19:49.597	28.111	70.071	2:46.447	71.543	2

Fastest Lap

SSEN	109	Neil KERNOHAN	Yamaha 600 - Logan Racing	a						2:23.078	83.228	6
------	-----	---------------	---------------------------	---	--	--	--	--	--	----------	--------	---

Provisional result to be confirmed by the Stewards of the Meeting subject to completion of technical inspections & the time limit for protests

Page 1 / 1

Circuit	Bush	Signed	 Chief Timekeeper	Organising Club	Dungannon & District MCC
Length(miles)	3.3078	Issued At:	16:04	Race Started	15:42
Weather	Bright	Gp Time Diff - b 13.33			
Track	Dry				



MCUI Ulster
Centre Timing
powered by
e-Laps timing software

www.elaps-timing.com



H2 Engineering Bush Road Race

SENIOR SUPPORT

Race 7 - Jardine Tree Surgery Senior Support

Saturday, 28 June 2014

DETAILED RESULT



Race Classification

1 109 Neil KERNOHAN

Total Time **19:19.822** Avg Speed **82.137** Behind
Best Time **2:23.078** Best Speed **83.228** On **6** Gp **a**

Lap	Elapsed Time	Lap Time	Lap Speed
1	2:29.769	2:29.769	79.510
2	4:54.400	2:24.631	82.334
3	7:18.394	2:23.994	82.698
4	9:42.476	2:24.082	82.648
5	12:06.003	2:23.527	82.968
6	14:29.081	2:23.078	83.228
7	16:53.920	2:24.839	82.216
8	19:19.822	2:25.902	81.617

2 13 Neil LYONS

Total Time **19:21.627** Avg Speed **82.010** Behind **1.805**
Best Time **2:23.474** Best Speed **82.998** On **3** Gp **a**

Lap	Elapsed Time	Lap Time	Lap Speed
1	2:30.410	2:30.410	79.171
2	4:55.333	2:24.923	82.168
3	7:18.807	2:23.474	82.998
4	9:42.936	2:24.129	82.621
5	12:07.109	2:24.173	82.596
6	14:32.515	2:25.406	81.895
7	16:57.097	2:24.582	82.362
8	19:21.627	2:24.530	82.392

3 5 Thomas MAXWELL

Total Time **19:37.041** Avg Speed **80.936** Behind **17.219**
Best Time **2:24.381** Best Speed **82.477** On **3** Gp **a**

Lap	Elapsed Time	Lap Time	Lap Speed
1	2:31.447	2:31.447	78.629
2	4:56.577	2:25.130	82.051
3	7:20.958	2:24.381	82.477
4	9:45.723	2:24.765	82.258
5	12:12.826	2:27.103	80.951
6	14:40.758	2:27.932	80.497
7	17:08.245	2:27.487	80.740
8	19:37.041	2:28.796	80.030

Race Classification

4 131 Robert CAIRNS

Total Time **20:11.259** Avg Speed **78.649** Behind **51.437**
Best Time **2:28.573** Best Speed **80.150** On **5** Gp **b**

Lap	Elapsed Time	Lap Time	Lap Speed
1	2:34.279	2:34.279	77.185
2	5:03.698	2:29.419	79.696
3	7:37.691	2:33.993	77.329
4	10:09.332	2:31.641	78.528
5	12:37.905	2:28.573	80.150
6	15:07.535	2:29.630	79.584
7	17:38.242	2:30.707	79.015
8	20:11.259	2:33.017	77.822

5 19 Davide ANSALDI

Total Time **20:11.761** Avg Speed **78.617** Behind **51.939**
Best Time **2:27.207** Best Speed **80.893** On **8** Gp **b**

Lap	Elapsed Time	Lap Time	Lap Speed
1	2:35.336	2:35.336	76.660
2	5:05.394	2:30.058	79.357
3	7:39.189	2:33.795	77.428
4	10:11.525	2:32.336	78.170
5	12:41.646	2:30.121	79.323
6	15:11.684	2:30.038	79.367
7	17:44.554	2:32.870	77.897
8	20:11.761	2:27.207	80.893

6 70 Brendan MERRIGAN

Total Time **20:23.133** Avg Speed **77.886** Behind **1:03.311**
Best Time **2:29.306** Best Speed **79.756** On **7** Gp **a**

Lap	Elapsed Time	Lap Time	Lap Speed
1	2:42.692	2:42.692	73.194
2	5:15.684	2:32.992	77.835
3	7:51.459	2:35.775	76.444
4	10:23.462	2:32.003	78.341
5	12:54.517	2:31.055	78.833
6	15:24.097	2:29.580	79.610
7	17:53.403	2:29.306	79.756
8	20:23.133	2:29.730	79.530



MCUI Ulster
Centre Timing
powered by
e-Laps timing software

www.elaps-timing.com



H2 Engineering Bush Road Race

SENIOR SUPPORT

Race 7 - Jardine Tree Surgery Senior Support

Saturday, 28 June 2014

DETAILED RESULT



Race Classification

7 43 Stephen DEGNAN

Total Time **20:30.175** Avg Speed **77.440** Behind **1:10.353**
Best Time **2:31.536** Best Speed **78.583** On **4** Gp **a**

Lap	Elapsed Time	Lap Time	Lap Speed
1	2:40.015	2:40.015	74.419
2	5:14.748	2:34.733	76.959
3	7:46.413	2:31.665	78.516
4	10:17.949	2:31.536	78.583
5	12:51.671	2:33.722	77.465
6	15:24.533	2:32.862	77.901
7	17:57.709	2:33.176	77.741
8	20:30.175	2:32.466	78.103

8 14 Rodney LITTLE

Total Time **20:39.581** Avg Speed **76.852** Behind **1:19.759**
Best Time **2:32.860** Best Speed **77.902** On **8** Gp **a**

Lap	Elapsed Time	Lap Time	Lap Speed
1	2:41.646	2:41.646	73.668
2	5:15.341	2:33.695	77.479
3	7:52.027	2:36.686	76.000
4	10:25.974	2:33.947	77.352
5	13:00.162	2:34.188	77.231
6	15:33.283	2:33.121	77.769
7	18:06.721	2:33.438	77.608
8	20:39.581	2:32.860	77.902

9 60 George SCOTT

Total Time **20:42.054** Avg Speed **76.699** Behind **1:22.232**
Best Time **2:32.935** Best Speed **77.864** On **8** Gp **a**

Lap	Elapsed Time	Lap Time	Lap Speed
1	2:41.238	2:41.238	73.854
2	5:17.674	2:36.436	76.121
3	7:53.872	2:36.198	76.237
4	10:27.623	2:33.751	77.450
5	13:01.115	2:33.492	77.581
6	15:35.369	2:34.254	77.198
7	18:09.119	2:33.750	77.451
8	20:42.054	2:32.935	77.864

Race Classification

10 11 John CAHILL

Total Time **20:42.609** Avg Speed **76.665** Behind **1:22.787**
Best Time **2:32.621** Best Speed **78.024** On **7** Gp **a**

Lap	Elapsed Time	Lap Time	Lap Speed
1	2:38.613	2:38.613	75.076
2	5:14.558	2:35.945	76.361
3	7:50.413	2:35.855	76.405
4	10:25.381	2:34.968	76.842
5	12:59.453	2:34.072	77.289
6	15:34.904	2:35.451	76.603
7	18:07.525	2:32.621	78.024
8	20:42.609	2:35.084	76.785

11 51 David HOLLAND

Total Time **20:49.044** Avg Speed **76.270** Behind **1:29.222**
Best Time **2:33.800** Best Speed **77.426** On **5** Gp **b**

Lap	Elapsed Time	Lap Time	Lap Speed
1	2:40.899	2:40.899	74.010
2	5:17.520	2:36.621	76.031
3	7:51.609	2:34.089	77.281
4	10:27.352	2:35.743	76.460
5	13:01.152	2:33.800	77.426
6	15:37.647	2:36.495	76.092
7	18:13.355	2:35.708	76.477
8	20:49.044	2:35.689	76.486

12 57 Adrian LOGUE

Total Time **21:06.737** Avg Speed **75.205** Behind **1:46.915**
Best Time **2:34.637** Best Speed **77.007** On **8** Gp **b**

Lap	Elapsed Time	Lap Time	Lap Speed
1	2:52.356	2:52.356	69.090
2	5:30.956	2:38.600	75.082
3	8:08.270	2:37.314	75.696
4	10:45.623	2:37.353	75.677
5	13:21.602	2:35.979	76.344
6	15:57.382	2:35.780	76.442
7	18:32.100	2:34.718	76.966
8	21:06.737	2:34.637	77.007

13 187 Trevor MATTEWSON

Total Time **19:21.486** Avg Speed **71.767** Behind **1 Lap**
Best Time **2:42.676** Best Speed **73.201** On **5** Gp **b**

Lap	Elapsed Time	Lap Time	Lap Speed
1	2:51.851	2:51.851	69.293
2	5:39.189	2:47.338	71.162
3	8:25.464	2:46.275	71.617
4	11:10.618	2:45.154	72.103
5	13:53.294	2:42.676	73.201
6	16:36.035	2:42.741	73.172
7	19:21.486	2:45.451	71.973



MCUI Ulster
Centre Timing
powered by
e-Laps timing software

www.elaps-timing.com



H2 Engineering Bush Road Race

SENIOR SUPPORT

Race 7 - Jardine Tree Surgery Senior Support

Saturday, 28 June 2014

DETAILED RESULT



Race Classification

14 46 Mark JOHNSTON

Total Time **19:30.686** Avg Speed **71.203** Behind **9.200**

Best Time **2:45.423** Best Speed **71.986** On **4** Gp **b**

Lap	Elapsed Time	Lap Time	Lap Speed
1	2:51.239	2:51.239	69.541
2	5:38.271	2:47.032	71.292
3	8:24.949	2:46.678	71.444
4	11:10.372	2:45.423	71.986
5	13:58.125	2:47.753	70.986
6	16:45.079	2:46.954	71.326
7	19:30.686	2:45.607	71.906

15 39 Stephen GOWAN

Total Time **19:49.597** Avg Speed **70.071** Behind **28.111**

Best Time **2:46.447** Best Speed **71.543** On **2** Gp **b**

Lap	Elapsed Time	Lap Time	Lap Speed
1	2:53.923	2:53.923	68.468
2	5:40.370	2:46.447	71.543
3	8:27.412	2:47.042	71.288
4	11:15.889	2:48.477	70.681
5	14:05.983	2:50.094	70.009
6	16:57.938	2:51.955	69.251
7	19:49.597	2:51.659	69.371



MCUI Ulster
Centre Timing
powered by
e-Laps timing software

www.elaps-timing.com



H2 Engineering Bush Road Race

SENIOR SUPPORT

Race 7 - Jardine Tree Surgery Senior Support

LAP CHART

**1**

No	Name	G	Elapsed Time	Lap Time
109	Neil KERNOHAN	a	2:29.769	2:29.769
13	Neil LYONS	a	2:30.410	2:30.410
5	Thomas MAXWELL	a	2:31.447	2:31.447
131	Robert CAIRNS	b	2:34.279	2:34.279
19	Davide ANSALDI	b	2:35.336	2:35.336
11	John CAHILL	a	2:38.613	2:38.613
43	Stephen DEGNAN	a	2:40.015	2:40.015
51	David HOLLAND	b	2:40.899	2:40.899
60	George SCOTT	a	2:41.238	2:41.238
14	Rodney LITTLE	a	2:41.646	2:41.646
70	Brendan MERRIGAN	a	2:42.692	2:42.692
46	Mark JOHNSTON	b	2:51.239	2:51.239
187	Trevor MATTEWSON	b	2:51.851	2:51.851
57	Adrian LOGUE	b	2:52.356	2:52.356
39	Stephen GOWAN	b	2:53.923	2:53.923

2

No	Name	G	Elapsed Time	Lap Time
109	Neil KERNOHAN	a	4:54.400	2:24.631
13	Neil LYONS	a	4:55.333	2:24.923
5	Thomas MAXWELL	a	4:56.577	2:25.130
131	Robert CAIRNS	b	5:03.698	2:29.419
19	Davide ANSALDI	b	5:05.394	2:30.058
11	John CAHILL	a	5:14.558	2:35.945
43	Stephen DEGNAN	a	5:14.748	2:34.733
14	Rodney LITTLE	a	5:15.341	2:33.695
70	Brendan MERRIGAN	a	5:15.684	2:32.992
51	David HOLLAND	b	5:17.520	2:36.621
60	George SCOTT	a	5:17.674	2:36.436
57	Adrian LOGUE	b	5:30.956	2:38.600
46	Mark JOHNSTON	b	5:38.271	2:47.032
187	Trevor MATTEWSON	b	5:39.189	2:47.338
39	Stephen GOWAN	b	5:40.370	2:46.447

3

No	Name	G	Elapsed Time	Lap Time
109	Neil KERNOHAN	a	7:18.394	2:23.994
13	Neil LYONS	a	7:18.807	2:23.474
5	Thomas MAXWELL	a	7:20.958	2:24.381
131	Robert CAIRNS	b	7:37.691	2:33.993
19	Davide ANSALDI	b	7:39.189	2:33.795
43	Stephen DEGNAN	a	7:46.413	2:31.665
11	John CAHILL	a	7:50.413	2:35.855
70	Brendan MERRIGAN	a	7:51.459	2:35.775
51	David HOLLAND	b	7:51.609	2:34.089
14	Rodney LITTLE	a	7:52.027	2:36.686
60	George SCOTT	a	7:53.872	2:36.198
57	Adrian LOGUE	b	8:08.270	2:37.314
46	Mark JOHNSTON	b	8:24.949	2:46.678
187	Trevor MATTEWSON	b	8:25.464	2:46.275
39	Stephen GOWAN	b	8:27.412	2:47.042

4

No	Name	G	Elapsed Time	Lap Time
109	Neil KERNOHAN	a	9:42.476	2:24.082
13	Neil LYONS	a	9:42.936	2:24.129
5	Thomas MAXWELL	a	9:45.723	2:24.765
131	Robert CAIRNS	b	10:09.332	2:31.641
19	Davide ANSALDI	b	10:11.525	2:32.336
43	Stephen DEGNAN	a	10:17.949	2:31.536
70	Brendan MERRIGAN	a	10:23.462	2:32.003
11	John CAHILL	a	10:25.381	2:34.968
14	Rodney LITTLE	a	10:25.974	2:33.947
51	David HOLLAND	b	10:27.352	2:35.743
60	George SCOTT	a	10:27.623	2:33.751
57	Adrian LOGUE	b	10:45.623	2:37.353
46	Mark JOHNSTON	b	11:10.372	2:45.423
187	Trevor MATTEWSON	b	11:10.618	2:45.154
39	Stephen GOWAN	b	11:15.889	2:48.477

5

No	Name	G	Elapsed Time	Lap Time
109	Neil KERNOHAN	a	12:06.003	2:23.527
13	Neil LYONS	a	12:07.109	2:24.173
5	Thomas MAXWELL	a	12:12.826	2:27.103
131	Robert CAIRNS	b	12:37.905	2:28.573
19	Davide ANSALDI	b	12:41.646	2:30.121
43	Stephen DEGNAN	a	12:51.671	2:33.722
70	Brendan MERRIGAN	a	12:54.517	2:31.055
11	John CAHILL	a	12:59.453	2:34.072
14	Rodney LITTLE	a	13:00.162	2:34.188
60	George SCOTT	a	13:01.115	2:33.492
51	David HOLLAND	b	13:01.152	2:33.800
57	Adrian LOGUE	b	13:21.602	2:35.979
187	Trevor MATTEWSON	b	13:53.294	2:42.676
46	Mark JOHNSTON	b	13:58.125	2:47.753
39	Stephen GOWAN	b	14:05.983	2:50.094

6

No	Name	G	Elapsed Time	Lap Time
109	Neil KERNOHAN	a	14:29.081	2:23.078
13	Neil LYONS	a	14:32.515	2:25.406
5	Thomas MAXWELL	a	14:40.758	2:27.932
131	Robert CAIRNS	b	15:07.535	2:29.630
19	Davide ANSALDI	b	15:11.684	2:30.038
70	Brendan MERRIGAN	a	15:24.097	2:29.580
43	Stephen DEGNAN	a	15:24.533	2:32.862
14	Rodney LITTLE	a	15:33.283	2:33.121
11	John CAHILL	a	15:34.904	2:35.451
60	George SCOTT	a	15:35.369	2:34.254
51	David HOLLAND	b	15:37.647	2:36.495
57	Adrian LOGUE	b	15:57.382	2:35.780
187	Trevor MATTEWSON	b	16:36.035	2:42.741
46	Mark JOHNSTON	b	16:45.079	2:46.954
39	Stephen GOWAN	b	16:57.938	2:51.955

H2 Engineering Bush Road Race

SENIOR SUPPORT

Race 7 - Jardine Tree Surgery Senior Support

LAP CHART



7

No	Name	G	Elapsed Time	Lap Time
109	Neil KERNOHAN	a	16:53.920	2:24.839
13	Neil LYONS	a	16:57.097	2:24.582
5	Thomas MAXWELL	a	17:08.245	2:27.487
131	Robert CAIRNS	b	17:38.242	2:30.707
19	Davide ANSALDI	b	17:44.554	2:32.870
70	Brendan MERRIGAN	a	17:53.403	2:29.306
43	Stephen DEGNAN	a	17:57.709	2:33.176
14	Rodney LITTLE	a	18:06.721	2:33.438
11	John CAHILL	a	18:07.525	2:32.621
60	George SCOTT	a	18:09.119	2:33.750
51	David HOLLAND	b	18:13.355	2:35.708
57	Adrian LOGUE	b	18:32.100	2:34.718
187	Trevor MATTEWSON	b	19:21.486	2:45.451
46	Mark JOHNSTON	b	19:30.686	2:45.607
39	Stephen GOWAN	b	19:49.597	2:51.659

8

No	Name	G	Elapsed Time	Lap Time
109	Neil KERNOHAN	a	19:19.822	2:25.902
13	Neil LYONS	a	19:21.627	2:24.530
5	Thomas MAXWELL	a	19:37.041	2:28.796
131	Robert CAIRNS	b	20:11.259	2:33.017
19	Davide ANSALDI	b	20:11.761	2:27.207
70	Brendan MERRIGAN	a	20:23.133	2:29.730
43	Stephen DEGNAN	a	20:30.175	2:32.466
14	Rodney LITTLE	a	20:39.581	2:32.860
60	George SCOTT	a	20:42.054	2:32.935
11	John CAHILL	a	20:42.609	2:35.084
51	David HOLLAND	b	20:49.044	2:35.689
57	Adrian LOGUE	b	21:06.737	2:34.637

ROAD RACE - IRISH SENIOR SUPPORT

2014

Pos	No.	Name	Total	Diff	Gap	#1	#2	#3	#4
						R1	R1	R1	R1
1	13	Neil LYONS	68	0	0	8	20	20	20
2	109	Neil KERNOHAN	62	6	6	13	13	11	25
3	5	Thomas MAXWELL	57	11	5	16	x	25	16
4	163	Tom ROBINSON	45	23	12	20	25	x	x
5	14	Rodney LITTLE	28	40	17	x	16	4	8
6	191	James NEESOM	25	43	3	25	x	x	x
7	131	Robert CAIRNS	23	45	2	x	9	1	13
8	70	Brendan MERRIGAN	22	46	1	5	x	7	10
9	171	Brian COOMEY	20	48	2	10	x	10	x
10	30	Aron HATCH	18	50	2	2	x	16	x
11	43	Stephen DEGNAN	18	50	0	9	x	x	9
12	92	Noel CARROLL	18	50	0	x	10	8	x
13	60	George SCOTT	18	50	0	x	11	x	7
14	11	John CAHILL	18	50	0	x	7	5	6
15	73	Derek COSTELLO	17	51	1	4	x	13	x
16	97	William HARA	16	52	1	7	x	9	x
17	19	Davide ANSALDI	12	56	4	1	x	x	11
18	24	Graham KENNEDY	11	57	1	11	x	x	x
19	192	Michael LARKIN	8	60	3	x	8	x	x
20	87	Ian SIMPSON	6	62	2	x	x	6	x
21	61	Dario CECCONI	6	62	0	x	6	x	x
22	44	Mick JORDAN	6	62	0	6	x	x	x
23	51	David HOLLAND	5	63	1	x	x	x	5
24	114	Michael HOEY	5	63	0	x	5	x	x
25	57	Adrian LOGUE	4	64	1	x	x	x	4
26	96	Stephen CARR	4	64	0	x	4	x	x
27	187	Trevor MATTHEWSON	3	65	1	x	x	x	3
28	164	Stephen TOBIN	3	65	0	x	x	3	x
29	32	Aaron BOYD	3	65	0	x	3	x	x
30	144	Emmett BURKE	3	65	0	3	x	x	x
31	46	Mark JOHNSTON	2	66	1	x	x	x	2
32	749	Paul SWORDS	2	66	0	x	x	2	x
33	7	Sarah BOYES	2	66	0	x	2	x	x
34	39	Stephen GOWAN	1	67	1	x	x	x	1

Event Legend

#1	25/04/2014	KDM HIRE COOKSTOWN 100	#3	21/06/2014	CAROLE NASH KELLS ROAD RACE
#2	02/05/2014	AROUND A POUND TANDRAGEE 100	#4	27/06/2014	H2 ENGINEERING BUSH ROAD RACE

ROAD RACE - ULSTER SENIOR SUPPORT

2014

Pos	No.	Name	Total	Diff	Gap	#1	#2	#3
						R1	R1	R1
1	109	Neil KERNOHAN	51	0	0	13	13	25
2	13	Neil LYONS	48	3	3	8	20	20
3	163	Tom ROBINSON	45	6	3	20	25	x
4	5	Thomas MAXWELL	32	19	13	16	x	16
5	191	James NEESOM	25	26	7	25	x	x
6	14	Rodney LITTLE	24	27	1	x	16	8
7	131	Robert CAIRNS	22	29	2	x	9	13
8	43	Stephen DEGNAN	18	33	4	9	x	9
9	60	George SCOTT	18	33	0	x	11	7
10	70	Brendan MERRIGAN	15	36	3	5	x	10
11	11	John CAHILL	13	38	2	x	7	6
12	19	Davide ANSALDI	12	39	1	1	x	11
13	24	Graham KENNEDY	11	40	1	11	x	x
14	92	Noel CARROLL	10	41	1	x	10	x
15	171	Brian COOMEY	10	41	0	10	x	x
16	192	Michael LARKIN	8	43	2	x	8	x
17	97	William HARA	7	44	1	7	x	x
18	61	Dario CECCONI	6	45	1	x	6	x
19	44	Mick JORDAN	6	45	0	6	x	x
20	51	David HOLLAND	5	46	1	x	x	5
21	114	Michael HOEY	5	46	0	x	5	x
22	57	Adrian LOGUE	4	47	1	x	x	4
23	96	Stephen CARR	4	47	0	x	4	x
24	73	Derek COSTELLO	4	47	0	4	x	x
25	187	Trevor MATTHEWSON	3	48	1	x	x	3
26	32	Aaron BOYD	3	48	0	x	3	x
27	144	Emmett BURKE	3	48	0	3	x	x
28	46	Mark JOHNSTON	2	49	1	x	x	2
29	7	Sarah BOYES	2	49	0	x	2	x
30	30	Aron HATCH	2	49	0	2	x	x
31	39	Stephen GOWAN	1	50	1	x	x	1

Event Legend

#1	25/04/2014	KDM HIRE COOKSTOWN 100	#3	27/06/2014	H2 ENGINEERING BUSH ROAD RACE
#2	02/05/2014	AROUND A POUND TANDRAGEE 100			