

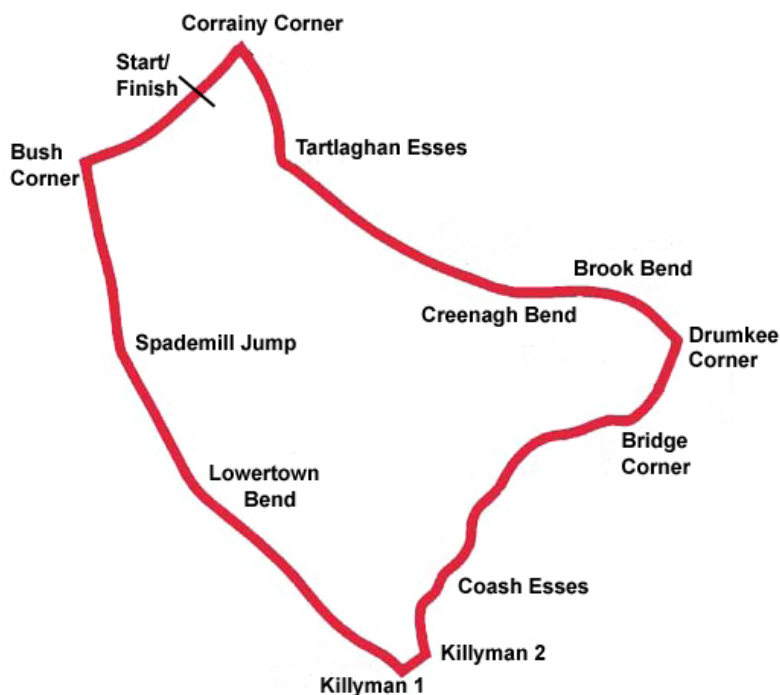


Friday 27th & Saturday 28th June 2014

promoted by Dungannon & District MCC
www.bushroadraces.com



Bush Circuit 3.3078 miles



LAP RECORDS

Class	Rider	Machine	m s	mph	Year
125cc	William Dunlop	Honda	2 23.443	83.016	2010
Moto 3	Barry Davidson	Honda 250	2 34.912	76.870	2012
Moto 450	Ryan Farquhar	Kawasaki	2 25.763	81.695	2012
250cc	William Dunlop	Honda	2 18.280	86.116	2010
Supersport 400	Joe Phillips	Kawasaki	2 30.508	79.119	2008
Supertwin	Ryan Farquhar	Kawasaki 650	2 20.647	84.666	2011
Supersport	Ryan Farquhar	Kawasaki	2 13.647	89.101	2011
Superbike	Ryan Farquhar	Kawasaki 600	2 11.200	90.763	2011
Senior Support	Craig Shirlaw	Kawasaki 600	2 20.505	84.752	2010
Junior Support	Dean Harrison	Kawasaki 650	2 27.141	80.930	2010
Classic 1000cc	Robert McCrum	Norton Weslake 950	2 31.924	78.382	2010
Classic 500cc	Neill McWhirter	Norton	2 31.551	78.575	2010
Classic 350cc	Adrian McFarland	Honda	2 40.433	74.225	2008
Classic 250cc	Barry Davidson	Honda 198	2 50.292	69.927	2010

MOST WINS at BUSH ROAD RACE

Ryan Farquhar	16	2008-12
William Dunlop	5	2010-11
Barry Davidson	4	2008-12
Conor Cummins	3	2007
Nigel Moore	3	2007-09

ALL TIME IRISH ROAD RACE WINNERS (after Kells 2014)

Most Wins at All Irish Road Race Meetings

1.	Ryan Farquhar	201	1995-14
2.	Joey Dunlop	156	1971-00
3.	Robert Dunlop	135	1980-08
4.	Ray McCullough	109	1960-82
	Phillip McCallen	109	1987-99
6.	William Dunlop	95	2005-14
7.	Michael Dunlop	85	2006-14
8.	Brian Reid	78	1980-94
9.	Darran Lindsay	74	1999-06
10.	James Courtney	66	1992-99

H2 Engineering Bush Road Race




JUNIOR SUPPORT Junior Support Qualifying Friday, 27 June 2014

Pos	Class	No	Name	Machine / Sponsor	----- Best Lap -----			Laps
					Time	Behind	Speed	
Qualifying Classification								
1	SJUN	97	William HARA	Suzuki 650 - New Look Blinds	2:34.175		77.237	4
2	SJUN	153	Noel BERTRAM	Kawasaki 650	2:35.069	0.894	76.792	4
3	SJUN	62	Sean CONNOLLY	Suzuki 650 - SKN Racing	2:35.449	1.274	76.604	4
4	SJUN	73	Derek COSTELLO	Kawasaki 650	2:35.454	1.279	76.602	2
5	SJUN	109	Neil KERNOHAN	Honda 250 - Logan Racing	2:35.478	1.303	76.590	4
6	SJUN	40	Wayne HALL	Kawasaki 650 - Gas Safety Systems	2:36.216	2.041	76.228	4
7	SJUN	18	Vic ALLAN	Kawasaki 650	2:39.079	4.904	74.856	4
8	SJUN	10	Sean O'NEILL	Yamaha 400	2:39.340	5.165	74.734	4
9	SJUN	11	John CAHILL	Suzuki 650	2:42.872	8.697	73.113	3
10	SJUN	316	Stephen MORRISON	Kawasaki 400 - SPM Racing / Moto-Tech	2:43.625	9.450	72.777	3
11	SJUN	42	Brian LOUGHLIN	Suzuki 650	2:45.467	11.292	71.966	4
12	SJUN	53	Veronika HANKOCY	Kawasaki 650 - R T & E Racing	2:48.357	14.182	70.731	4
13	SJUN	43	Philip CROSBIE	Suzuki 650	2:48.823	14.648	70.536	4
14	SJUN	99	Paul FALLON	Suzuki 650	2:49.283	15.108	70.344	3
15	SJUN	131	Robert CAIRNS	Kawasaki 400 - LR Tyres Racing	2:54.284	20.109	68.326	4
16	SJUN	17	Stephen DAVISON	Kawasaki 400	2:55.184	21.009	67.975	4
17	SJUN	118	Tommy HEAPHY	Suzuki 650 - Ballyneal Stone Masons	2:55.480	21.305	67.860	4
18	SJUN	91	Liam GREENE	Kawasaki 400	2:55.481	21.306	67.860	4
19	SJUN	49	Brendan FLYNN	Suzuki 650	2:55.592	21.417	67.817	4
20	SJUN	2	John McCANN	Suzuki 650 - MotoMerchants.com	2:56.575	22.400	67.439	3
21	SJUN	163	Gary FOWLER	Honda 400	2:58.951	24.776	66.544	3
22	SJUN	16	Roy BEATTIE	Kawasaki 400 - BSR	2:59.349	25.174	66.396	4
23	SJUN	58	Adrian LOGUE	Kawasaki 400	3:00.487	26.312	65.977	3

Provisional result to be confirmed by the Stewards of the Meeting subject to completion of technical inspections & the time limit for protests

Page 1 / 1

Circuit	Bush	Signed		Organising Club	Dungannon & District MCC
Length(miles)	3.3078		Chief Timekeeper	Qualifying Started	18:57
Weather	Cloudy	Issued At:	19:12		
Track	Dry				



MCUI Ulster
Centre Timing
powered by
e-Laps timing software

www.elaps-timing.com



H2 Engineering Bush Road Race

JUNIOR SUPPORT

Junior Support Qualifying

Friday, 27 June 2014

DETAILED RESULT



Qualifying Classification

Position

1 97 William HARA

Behind

Best Time **2:34.175** Best Speed **77.237** On **4** Gp **a**

Lap	Elapsed Time	Lap Time	Lap Speed
1	3:23.318	3:23.318	58.569
2	6:04.049	2:40.731	74.087
3	8:42.299	2:38.250	75.249
4	11:16.474	2:34.175	77.237

2 153 Noel BERTRAM

Behind **0.894**

Best Time **2:35.069** Best Speed **76.792** On **4** Gp **a**

Lap	Elapsed Time	Lap Time	Lap Speed
1	2:48.598	2:48.598	70.630
2	5:25.026	2:36.428	76.125
3	8:00.370	2:35.344	76.656
4	10:35.439	2:35.069	76.792

3 62 Sean CONNOLLY

Behind **1.274**

Best Time **2:35.449** Best Speed **76.604** On **4** Gp **a**

Lap	Elapsed Time	Lap Time	Lap Speed
1	3:08.278	3:08.278	63.247
2	5:47.304	2:39.026	74.881
3	8:23.932	2:36.628	76.028
4	10:59.381	2:35.449	76.604

4 73 Derek COSTELLO

Behind **1.279**

Best Time **2:35.454** Best Speed **76.602** On **2** Gp **a**

Lap	Elapsed Time	Lap Time	Lap Speed
1	2:44.116	2:44.116	72.559
2	5:19.570	2:35.454	76.602
3	7:56.818	2:37.248	75.728
4	10:33.802	2:36.984	75.855

5 109 Neil KERNOHAN

Behind **1.303**

Best Time **2:35.478** Best Speed **76.590** On **4** Gp **a**

Lap	Elapsed Time	Lap Time	Lap Speed
1	3:07.461	3:07.461	63.523
2	5:48.551	2:41.090	73.922
3	8:27.552	2:39.001	74.893
4	11:03.030	2:35.478	76.590

Qualifying Classification

Position

6 40 Wayne HALL

Behind **2.041**

Best Time **2:36.216** Best Speed **76.228** On **4** Gp **a**

Lap	Elapsed Time	Lap Time	Lap Speed
1	3:24.720	3:24.720	58.168
2	6:04.581	2:39.861	74.490
3	8:47.697	2:43.116	73.004
4	11:23.913	2:36.216	76.228

7 18 Vic ALLAN

Behind **4.904**

Best Time **2:39.079** Best Speed **74.856** On **4** Gp **a**

Lap	Elapsed Time	Lap Time	Lap Speed
1	3:20.669	3:20.669	59.342
2	6:06.274	2:45.605	71.907
3	8:50.630	2:44.356	72.453
4	11:29.709	2:39.079	74.856

8 10 Sean O'NEILL

Behind **5.165**

Best Time **2:39.340** Best Speed **74.734** On **4** Gp **a**

Lap	Elapsed Time	Lap Time	Lap Speed
1	3:13.810	3:13.810	61.442
2	6:03.873	2:50.063	70.022
3	8:48.961	2:45.088	72.132
4	11:28.301	2:39.340	74.734

9 11 John CAHILL

Behind **8.697**

Best Time **2:42.872** Best Speed **73.113** On **3** Gp **a**

Lap	Elapsed Time	Lap Time	Lap Speed
1	3:02.740	3:02.740	65.164
2	5:48.160	2:45.420	71.987
3	8:31.032	2:42.872	73.113
4	11:15.566	2:44.534	72.375

10 316 Stephen MORRISON

Behind **9.450**

Best Time **2:43.625** Best Speed **72.777** On **3** Gp **a**

Lap	Elapsed Time	Lap Time	Lap Speed
1	3:03.785	3:03.785	64.794
2	5:50.711	2:46.926	71.337
3	8:34.336	2:43.625	72.777
4	11:19.237	2:44.901	72.214

H2 Engineering Bush Road Race

JUNIOR SUPPORT

Junior Support Qualifying

Friday, 27 June 2014

DETAILED RESULT



Qualifying Classification

Position

11 42 Brian LOUGHLIN

Behind 11.292

Best Time 2:45.467 Best Speed 71.966 On 4 Gp a

Lap	Elapsed Time	Lap Time	Lap Speed
1	3:52.499	3:52.499	51.218
2	6:43.564	2:51.065	69.611
3	9:32.689	2:49.125	70.410
4	12:18.156	2:45.467	71.966

12 53 Veronika HANKOCY

Behind 14.182

Best Time 2:48.357 Best Speed 70.731 On 4 Gp a

Lap	Elapsed Time	Lap Time	Lap Speed
1	3:25.664	3:25.664	57.901
2	6:17.907	2:52.243	69.135
3	9:10.497	2:52.590	68.996
4	11:58.854	2:48.357	70.731

13 43 Philip CROSBIE

Behind 14.648

Best Time 2:48.823 Best Speed 70.536 On 4 Gp a

Lap	Elapsed Time	Lap Time	Lap Speed
1	3:52.955	3:52.955	51.118
2	6:44.199	2:51.244	69.539
3	9:41.965	2:57.766	66.987
4	12:30.788	2:48.823	70.536

14 99 Paul FALLON

Behind 15.108

Best Time 2:49.283 Best Speed 70.344 On 3 Gp a

Lap	Elapsed Time	Lap Time	Lap Speed
1	3:42.455	3:42.455	53.530
2	6:37.602	2:55.147	67.989
3	9:26.885	2:49.283	70.344
4	12:16.899	2:50.014	70.042

15 131 Robert CAIRNS

Behind 20.109

Best Time 2:54.284 Best Speed 68.326 On 4 Gp a

Lap	Elapsed Time	Lap Time	Lap Speed
1	3:41.537	3:41.537	53.752
2	6:41.956	3:00.419	66.002
3	9:39.617	2:57.661	67.027
4	12:33.901	2:54.284	68.326

Qualifying Classification

Position

16 17 Stephen DAVISON

Behind 21.009

Best Time 2:55.184 Best Speed 67.975 On 4 Gp a

Lap	Elapsed Time	Lap Time	Lap Speed
1	3:48.395	3:48.395	52.138
2	6:46.067	2:57.672	67.023
3	9:41.840	2:55.773	67.747
4	12:37.024	2:55.184	67.975

17 118 Tommy HEAPHY

Behind 21.305

Best Time 2:55.480 Best Speed 67.860 On 4 Gp a

Lap	Elapsed Time	Lap Time	Lap Speed
1	3:44.839	3:44.839	52.963
2	6:44.891	3:00.052	66.137
3	9:40.912	2:56.021	67.651
4	12:36.392	2:55.480	67.860

18 91 Liam GREENE

Behind 21.306

Best Time 2:55.481 Best Speed 67.860 On 4 Gp a

Lap	Elapsed Time	Lap Time	Lap Speed
1	3:41.849	3:41.849	53.677
2	6:42.973	3:01.124	65.745
3	9:40.403	2:57.430	67.114
4	12:35.884	2:55.481	67.860

19 49 Brendan FLYNN

Behind 21.417

Best Time 2:55.592 Best Speed 67.817 On 4 Gp a

Lap	Elapsed Time	Lap Time	Lap Speed
1	3:44.231	3:44.231	53.106
2	6:42.662	2:58.431	66.738
3	9:40.107	2:57.445	67.109
4	12:35.699	2:55.592	67.817

20 2 John McCANN

Behind 22.400

Best Time 2:56.575 Best Speed 67.439 On 3 Gp a

Lap	Elapsed Time	Lap Time	Lap Speed
1	4:02.083	4:02.083	49.190
2	6:58.754	2:56.671	67.403
3	9:55.329	2:56.575	67.439
4	12:53.190	2:57.861	66.952

H2 Engineering Bush Road Race

JUNIOR SUPPORT

Junior Support Qualifying

Friday, 27 June 2014

DETAILED RESULT



Qualifying Classification

Position

21 163 Gary FOWLER

Behind 24.776

Best Time 2:58.951 Best Speed 66.544 On 3 Gp a

Lap	Elapsed Time	Lap Time	Lap Speed
1	3:24.616	3:24.616	58.197
2	6:25.325	3:00.709	65.896
3	9:24.276	2:58.951	66.544
4	12:24.213	2:59.937	66.179

22 16 Roy BEATTIE

Behind 25.174

Best Time 2:59.349 Best Speed 66.396 On 4 Gp a

Lap	Elapsed Time	Lap Time	Lap Speed
1	3:16.678	3:16.678	60.546
2	6:17.482	3:00.804	65.862
3	9:17.139	2:59.657	66.282
4	12:16.488	2:59.349	66.396

23 58 Adrian LOGUE

Behind 26.312

Best Time 3:00.487 Best Speed 65.977 On 3 Gp a

Lap	Elapsed Time	Lap Time	Lap Speed
1	4:22.651	4:22.651	45.338
2	7:29.870	3:07.219	63.605
3	10:30.357	3:00.487	65.977

H2 ENGINEERING BUSH ROAD RACE

JUNIOR SUPPORT

Bush 3.308 miles


R5: H2 Engineering Junior Support

28/06/2014 13:10

Race (8 Laps)

RACE 5 - JUNIOR SUPPORT

		58		16		11
		B		A		
	163		2			10
	B		A			
49		91		118		9
C		B		A		
	17		131			8
	B		A			
99		43		53	B	7
C		B		A		
<hr/>						
						6
				42		5
				A		
	316		11			4
	B		A			
10		18		40		3
C		B		A		
	109		73			2
	B		A			
62		153		97	A	1
C		B		A		
				POLE POSITION		



H2 Engineering Bush Road Race

JUNIOR SUPPORT

Race 5 - H2 Engineering Junior Support

Saturday, 28 June 2014



Pos	Class	No	Name	Machine / Sponsor	Gp	Laps	Total Time	Behind	Speed	-----Best Lap-----		
										Time	Speed	On
Race Classification												
1	SJUN	97	William HARA	Suzuki 650 - New Look Blinds	a	8	20:05.229		79.043	2:28.283	80.306	8
2	SJUN	109	Neil KERNOHAN	Honda 250 - Logan Racing	a	8	20:06.709	1.480	78.946	2:29.183	79.822	7
3	SJUN	62	Sean CONNOLLY	Suzuki 650 - SKN Racing	a	8	20:09.058	3.829	78.792	2:29.100	79.866	5
4	SJUN	40	Wayne HALL	Kawasaki 650 - Gas Safety Systems	a	8	20:29.083	23.854	77.509	2:31.144	78.786	6
5	SJUN	153	Noel BERTRAM	Kawasaki 650	a	8	20:44.059	38.830	76.576	2:34.452	77.099	7
6	SJUN	73	Derek COSTELLO	Kawasaki 650	a	8	20:54.213	48.984	75.956	2:34.311	77.169	5
7	SJUN	43	Philip CROSBIE	Suzuki 650	b	8	21:02.252	57.023	75.472	2:33.818	77.417	8
8	SJUN	42	Brian LOUGHLIN	Suzuki 650	a	8	21:15.105	1:09.876	74.711	2:36.588	76.047	8
9	SJUN	11	John CAHILL	Suzuki 650	a	8	21:19.356	1:14.127	74.463	2:38.556	75.103	8
10	SJUN	118	Tommy HEAPHY	Suzuki 650 - Ballyneal Stone Masons	b	8	21:30.572	1:25.343	73.816	2:38.383	75.185	8
11	SJUN	316	Stephen MORRISON	Kawasaki 400 - SPM Racing / Moto-Tech	a	8	21:38.258	1:33.029	73.379	2:38.838	74.970	6
12	SJUN	53	Veronika HANKOCY	Kawasaki 650 - R T & E Racing	b	8	21:50.823	1:45.594	72.675	2:41.313	73.820	3
13	SJUN	131	Robert CAIRNS	Kawasaki 400 - LR Tyres Racing	b	8	21:51.030	1:45.801	72.664	2:40.766	74.071	8
14	SJUN	17	Stephen DAVISON	Kawasaki 400	b	8	21:59.737	1:54.508	72.185	2:39.019	74.885	8
15	SJUN	91	Liam GREENE	Kawasaki 400	b	8	21:59.786	1:54.557	72.182	2:38.313	75.219	8
16	SJUN	58	Adrian LOGUE	Kawasaki 400	b	7	19:59.922	1 Lap	69.468	2:43.599	72.788	7
17	SJUN	2	John McCANN	Suzuki 650 - MotoMerchants.com	b	7	20:26.900	26.978	67.941	2:51.270	69.528	6
18	SJUN	163	Gary FOWLER	Honda 400	b	7	20:53.796	53.874	66.483	2:53.476	68.644	6

Fastest Lap


SJUN	97	William HARA	Suzuki 650 - New Look Blinds	a						2:28.283	80.306	8
------	----	--------------	------------------------------	---	--	--	--	--	--	----------	--------	---

Not Classified

DNF	SJUN	16	Roy BEATTIE	Kawasaki 400 - BSR	b	4	12:02.522	4 Laps	65.925	2:56.518	67.461	3
DNF	SJUN	18	Vic ALLAN	Kawasaki 650	a	2	5:24.050	6 Laps	73.495	2:39.328	74.739	2
DNF	SJUN	99	Paul FALLON	Suzuki 650	b	2	6:36.295	1:12.245	60.097	2:51.546	69.416	2

Provisional result to be confirmed by the Stewards of the Meeting subject to completion of technical inspections & the time limit for protests

Page 1 / 1

Circuit	Bush	Signed	 Chief Timekeeper	Organising Club	Dungannon & District MCC
Length(miles)	3.3078	Issued At:	14:25	Race Started	14:02
Weather	Bright	Gp Time Diff - b 12.37			
Track	Dry				



MCUI Ulster
Centre Timing
powered by
e-Laps timing software

www.elaps-timing.com



H2 Engineering Bush Road Race

JUNIOR SUPPORT

Race 5 - H2 Engineering Junior Support

Saturday, 28 June 2014

DETAILED RESULT



Race Classification

1 97 William HARA

Total Time **20:05.229** Avg Speed **79.043** Behind
Best Time **2:28.283** Best Speed **80.306** On **8** Gp **a**

Lap	Elapsed Time	Lap Time	Lap Speed
1	2:33.979	2:33.979	77.336
2	5:03.994	2:30.015	79.379
3	7:34.745	2:30.751	78.992
4	10:04.778	2:30.033	79.370
5	12:36.487	2:31.709	78.493
6	15:07.578	2:31.091	78.814
7	17:36.946	2:29.368	79.723
8	20:05.229	2:28.283	80.306

2 109 Neil KERNOHAN

Total Time **20:06.709** Avg Speed **78.946** Behind **1.480**
Best Time **2:29.183** Best Speed **79.822** On **7** Gp **a**

Lap	Elapsed Time	Lap Time	Lap Speed
1	2:34.780	2:34.780	76.936
2	5:04.745	2:29.965	79.406
3	7:35.432	2:30.687	79.025
4	10:05.588	2:30.156	79.305
5	12:37.134	2:31.546	78.577
6	15:08.342	2:31.208	78.753
7	17:37.525	2:29.183	79.822
8	20:06.709	2:29.184	79.821

3 62 Sean CONNOLLY

Total Time **20:09.058** Avg Speed **78.792** Behind **3.829**
Best Time **2:29.100** Best Speed **79.866** On **5** Gp **a**

Lap	Elapsed Time	Lap Time	Lap Speed
1	2:35.667	2:35.667	76.497
2	5:06.999	2:31.332	78.688
3	7:37.337	2:30.338	79.209
4	10:08.658	2:31.321	78.694
5	12:37.758	2:29.100	79.866
6	15:08.787	2:31.029	78.846
7	17:38.309	2:29.522	79.641
8	20:09.058	2:30.749	78.993

Race Classification

4 40 Wayne HALL

Total Time **20:29.083** Avg Speed **77.509** Behind **23.854**
Best Time **2:31.144** Best Speed **78.786** On **6** Gp **a**

Lap	Elapsed Time	Lap Time	Lap Speed
1	2:40.883	2:40.883	74.017
2	5:12.893	2:32.010	78.337
3	7:45.748	2:32.855	77.904
4	10:19.123	2:33.375	77.640
5	12:51.490	2:32.367	78.154
6	15:22.634	2:31.144	78.786
7	17:55.657	2:33.023	77.819
8	20:29.083	2:33.426	77.614

5 153 Noel BERTRAM

Total Time **20:44.059** Avg Speed **76.576** Behind **38.830**
Best Time **2:34.452** Best Speed **77.099** On **7** Gp **a**

Lap	Elapsed Time	Lap Time	Lap Speed
1	2:38.346	2:38.346	75.203
2	5:13.584	2:35.238	76.709
3	7:49.005	2:35.421	76.618
4	10:24.338	2:35.333	76.662
5	12:59.757	2:35.419	76.619
6	15:34.468	2:34.711	76.970
7	18:08.920	2:34.452	77.099
8	20:44.059	2:35.139	76.757

6 73 Derek COSTELLO

Total Time **20:54.213** Avg Speed **75.956** Behind **48.984**
Best Time **2:34.311** Best Speed **77.169** On **5** Gp **a**

Lap	Elapsed Time	Lap Time	Lap Speed
1	2:41.108	2:41.108	73.914
2	5:16.658	2:35.550	76.555
3	7:52.935	2:36.277	76.199
4	10:29.695	2:36.760	75.964
5	13:04.006	2:34.311	77.169
6	15:40.161	2:36.155	76.258
7	18:16.653	2:36.492	76.094
8	20:54.213	2:37.560	75.578



MCUI Ulster
Centre Timing
powered by
e-Laps timing software

www.elaps-timing.com



H2 Engineering Bush Road Race

JUNIOR SUPPORT

Race 5 - H2 Engineering Junior Support

Saturday, 28 June 2014

DETAILED RESULT



Race Classification

7 43 Philip CROSBIE

Total Time **21:02.252** Avg Speed **75.472** Behind **57.023**
Best Time **2:33.818** Best Speed **77.417** On **8** Gp **b**

Lap	Elapsed Time	Lap Time	Lap Speed
1	2:44.423	2:44.423	72.423
2	5:21.988	2:37.565	75.576
3	8:00.348	2:38.360	75.196
4	10:37.365	2:37.017	75.839
5	13:11.455	2:34.090	77.280
6	15:50.124	2:38.669	75.050
7	18:28.434	2:38.310	75.220
8	21:02.252	2:33.818	77.417

8 42 Brian LOUGHLIN

Total Time **21:15.105** Avg Speed **74.711** Behind **1:09.876**
Best Time **2:36.588** Best Speed **76.047** On **8** Gp **a**

Lap	Elapsed Time	Lap Time	Lap Speed
1	2:45.246	2:45.246	72.063
2	5:24.222	2:38.976	74.905
3	8:02.254	2:38.032	75.352
4	10:41.930	2:39.676	74.577
5	13:22.314	2:40.384	74.247
6	16:01.188	2:38.874	74.953
7	18:38.517	2:37.329	75.689
8	21:15.105	2:36.588	76.047

9 11 John CAHILL

Total Time **21:19.356** Avg Speed **74.463** Behind **1:14.127**
Best Time **2:38.556** Best Speed **75.103** On **8** Gp **a**

Lap	Elapsed Time	Lap Time	Lap Speed
1	2:46.112	2:46.112	71.687
2	5:24.845	2:38.733	75.020
3	8:04.738	2:39.893	74.475
4	10:43.816	2:39.078	74.857
5	13:23.103	2:39.287	74.759
6	16:02.099	2:38.996	74.895
7	18:40.800	2:38.701	75.035
8	21:19.356	2:38.556	75.103

Race Classification

10 118 Tommy HEAPHY

Total Time **21:30.572** Avg Speed **73.816** Behind **1:25.343**
Best Time **2:38.383** Best Speed **75.185** On **8** Gp **b**

Lap	Elapsed Time	Lap Time	Lap Speed
1	2:49.821	2:49.821	70.121
2	5:31.251	2:41.430	73.766
3	8:12.079	2:40.828	74.042
4	10:53.654	2:41.575	73.700
5	13:32.726	2:39.072	74.860
6	16:11.655	2:38.929	74.927
7	18:52.189	2:40.534	74.178
8	21:30.572	2:38.383	75.185

11 316 Stephen MORRISON

Total Time **21:38.258** Avg Speed **73.379** Behind **1:33.029**
Best Time **2:38.838** Best Speed **74.970** On **6** Gp **a**

Lap	Elapsed Time	Lap Time	Lap Speed
1	2:50.126	2:50.126	69.996
2	5:35.315	2:45.189	72.088
3	8:17.336	2:42.021	73.497
4	10:57.343	2:40.007	74.422
5	13:37.076	2:39.733	74.550
6	16:15.914	2:38.838	74.970
7	18:57.766	2:41.852	73.574
8	21:38.258	2:40.492	74.197

12 53 Veronika HANKOCY

Total Time **21:50.823** Avg Speed **72.675** Behind **1:45.594**
Best Time **2:41.313** Best Speed **73.820** On **3** Gp **b**

Lap	Elapsed Time	Lap Time	Lap Speed
1	2:49.330	2:49.330	70.325
2	5:30.691	2:41.361	73.798
3	8:12.004	2:41.313	73.820
4	10:56.397	2:44.393	72.437
5	13:40.551	2:44.154	72.542
6	16:24.337	2:43.786	72.705
7	19:07.516	2:43.179	72.976
8	21:50.823	2:43.307	72.918



MCUI Ulster
Centre Timing
powered by
e-Laps timing software

www.elaps-timing.com



H2 Engineering Bush Road Race

JUNIOR SUPPORT

Race 5 - H2 Engineering Junior Support

Saturday, 28 June 2014

DETAILED RESULT



Race Classification

13 131 Robert CAIRNS

Total Time **21:51.030** Avg Speed **72.664** Behind **1:45.801**
Best Time **2:40.766** Best Speed **74.071** On **8** Gp **b**

Lap	Elapsed Time	Lap Time	Lap Speed
1	2:49.656	2:49.656	70.190
2	5:33.045	2:43.389	72.882
3	8:15.299	2:42.254	73.392
4	10:59.715	2:44.416	72.427
5	13:44.832	2:45.117	72.119
6	16:28.972	2:44.140	72.548
7	19:10.264	2:41.292	73.829
8	21:51.030	2:40.766	74.071

14 17 Stephen DAVISON

Total Time **21:59.737** Avg Speed **72.185** Behind **1:54.508**
Best Time **2:39.019** Best Speed **74.885** On **8** Gp **b**

Lap	Elapsed Time	Lap Time	Lap Speed
1	2:55.149	2:55.149	67.988
2	5:41.342	2:46.193	71.652
3	8:28.023	2:46.681	71.442
4	11:14.230	2:46.207	71.646
5	13:58.130	2:43.900	72.655
6	16:40.155	2:42.025	73.495
7	19:20.718	2:40.563	74.165
8	21:59.737	2:39.019	74.885

15 91 Liam GREENE

Total Time **21:59.786** Avg Speed **72.182** Behind **1:54.557**
Best Time **2:38.313** Best Speed **75.219** On **8** Gp **b**

Lap	Elapsed Time	Lap Time	Lap Speed
1	2:52.664	2:52.664	68.967
2	5:39.372	2:46.708	71.431
3	8:26.455	2:47.083	71.270
4	11:13.002	2:46.547	71.500
5	13:57.852	2:44.850	72.236
6	16:41.179	2:43.327	72.909
7	19:21.473	2:40.294	74.289
8	21:59.786	2:38.313	75.219

16 58 Adrian LOGUE

Total Time **19:59.922** Avg Speed **69.468** Behind **1 Lap**
Best Time **2:43.599** Best Speed **72.788** On **7** Gp **b**

Lap	Elapsed Time	Lap Time	Lap Speed
1	3:06.593	3:06.593	63.818
2	6:04.555	2:57.962	66.914
3	8:51.858	2:47.303	71.177
4	11:39.647	2:47.789	70.971
5	14:31.861	2:52.214	69.147
6	17:16.323	2:44.462	72.406
7	19:59.922	2:43.599	72.788

Race Classification

17 2 John McCANN

Total Time **20:26.900** Avg Speed **67.941** Behind **26.978**
Best Time **2:51.270** Best Speed **69.528** On **6** Gp **b**

Lap	Elapsed Time	Lap Time	Lap Speed
1	2:59.263	2:59.263	66.428
2	5:51.876	2:52.613	68.987
3	8:45.217	2:53.341	68.697
4	11:38.549	2:53.332	68.701
5	14:32.238	2:53.689	68.560
6	17:23.508	2:51.270	69.528
7	20:26.900	3:03.392	64.932

18 163 Gary FOWLER

Total Time **20:53.796** Avg Speed **66.483** Behind **53.874**
Best Time **2:53.476** Best Speed **68.644** On **6** Gp **b**

Lap	Elapsed Time	Lap Time	Lap Speed
1	3:06.172	3:06.172	63.963
2	6:07.214	3:01.042	65.775
3	9:03.587	2:56.373	67.516
4	12:03.661	3:00.074	66.129
5	15:04.955	3:01.294	65.684
6	17:58.431	2:53.476	68.644
7	20:53.796	2:55.365	67.905

Not Classified

DNF 16 Roy BEATTIE

Total Time **12:02.522** Avg Speed **65.925** Behind **4 Laps**
Best Time **2:56.518** Best Speed **67.461** On **3** Gp **b**

Lap	Elapsed Time	Lap Time	Lap Speed
1	3:04.785	3:04.785	64.443
2	6:05.575	3:00.790	65.867
3	9:02.093	2:56.518	67.461
4	12:02.522	3:00.429	65.999

DNF 18 Vic ALLAN

Total Time **5:24.050** Avg Speed **73.495** Behind **6 Laps**
Best Time **2:39.328** Best Speed **74.739** On **2** Gp **a**

Lap	Elapsed Time	Lap Time	Lap Speed
1	2:44.722	2:44.722	72.292
2	5:24.050	2:39.328	74.739



MCUI Ulster
Centre Timing
powered by
e-Laps timing software

www.elaps-timing.com



H2 Engineering Bush Road Race

JUNIOR SUPPORT

Race 5 - H2 Engineering Junior Support

Saturday, 28 June 2014

DETAILED RESULT



Not Classified

DNF 99 Paul FALLON

Total Time **6:36.295** Avg Speed **60.097** Behind **1:12.245**

Best Time **2:51.546** Best Speed **69.416** On **2** Gp **b**

Lap	Elapsed Time	Lap Time	Lap Speed
1	3:44.749	3:44.749	52.984
2	6:36.295	2:51.546	69.416



MCUI Ulster
Centre Timing
powered by
e-Laps timing software

www.elaps-timing.com



H2 Engineering Bush Road Race

JUNIOR SUPPORT

Race 5 - H2 Engineering Junior Support

LAP CHART



1					3					5				
No	Name	G	Elapsed Time	Lap Time	No	Name	G	Elapsed Time	Lap Time	No	Name	G	Elapsed Time	Lap Time
97	William HARA	a	2:33.979	2:33.979	97	William HARA	a	7:34.745	2:30.751	97	William HARA	a	12:36.487	2:31.709
109	Neil KERNOHAN	a	2:34.780	2:34.780	109	Neil KERNOHAN	a	7:35.432	2:30.687	109	Neil KERNOHAN	a	12:37.134	2:31.546
62	Sean CONNOLLY	a	2:35.667	2:35.667	62	Sean CONNOLLY	a	7:37.337	2:30.338	62	Sean CONNOLLY	a	12:37.758	2:29.100
153	Noel BERTRAM	a	2:38.346	2:38.346	40	Wayne HALL	a	7:45.748	2:32.855	40	Wayne HALL	a	12:51.490	2:32.367
40	Wayne HALL	a	2:40.883	2:40.883	153	Noel BERTRAM	a	7:49.005	2:35.421	153	Noel BERTRAM	a	12:59.757	2:35.419
73	Derek COSTELLO	a	2:41.108	2:41.108	73	Derek COSTELLO	a	7:52.935	2:36.277	73	Derek COSTELLO	a	13:04.006	2:34.311
43	Philip CROSBIE	b	2:44.423	2:44.423	43	Philip CROSBIE	b	8:00.348	2:38.360	43	Philip CROSBIE	b	13:11.455	2:34.090
18	Vic ALLAN	a	2:44.722	2:44.722	42	Brian LOUGHLIN	a	8:02.254	2:38.032	42	Brian LOUGHLIN	a	13:22.314	2:40.384
42	Brian LOUGHLIN	a	2:45.246	2:45.246	11	John CAHILL	a	8:04.738	2:39.893	11	John CAHILL	a	13:23.103	2:39.287
11	John CAHILL	a	2:46.112	2:46.112	53	Veronika HANKOCY	b	8:12.004	2:41.313	118	Tommy HEAPHY	b	13:32.726	2:39.072
53	Veronika HANKOCY	b	2:49.330	2:49.330	118	Tommy HEAPHY	b	8:12.079	2:40.828	316	Stephen MORRISON	a	13:37.076	2:39.733
131	Robert CAIRNS	b	2:49.656	2:49.656	131	Robert CAIRNS	b	8:15.299	2:42.254	53	Veronika HANKOCY	b	13:40.551	2:44.154
118	Tommy HEAPHY	b	2:49.821	2:49.821	316	Stephen MORRISON	a	8:17.336	2:42.021	131	Robert CAIRNS	b	13:44.832	2:45.117
316	Stephen MORRISON	a	2:50.126	2:50.126	91	Liam GREENE	b	8:26.455	2:47.083	91	Liam GREENE	b	13:57.852	2:44.850
91	Liam GREENE	b	2:52.664	2:52.664	17	Stephen DAVISON	b	8:28.023	2:46.681	17	Stephen DAVISON	b	13:58.130	2:43.900
17	Stephen DAVISON	b	2:55.149	2:55.149	2	John McCANN	b	8:45.217	2:53.341	58	Adrian LOGUE	b	14:31.861	2:52.214
2	John McCANN	b	2:59.263	2:59.263	58	Adrian LOGUE	b	8:51.858	2:47.303	2	John McCANN	b	14:32.238	2:53.689
16	Roy BEATTIE	b	3:04.785	3:04.785	16	Roy BEATTIE	b	9:02.093	2:56.518	163	Gary FOWLER	b	15:04.955	3:01.294
163	Gary FOWLER	b	3:06.172	3:06.172	163	Gary FOWLER	b	9:03.587	2:56.373					
58	Adrian LOGUE	b	3:06.593	3:06.593										
99	Paul FALLON	b	3:44.749	3:44.749										

2					4					6				
No	Name	G	Elapsed Time	Lap Time	No	Name	G	Elapsed Time	Lap Time	No	Name	G	Elapsed Time	Lap Time
97	William HARA	a	5:03.994	2:30.015	97	William HARA	a	10:04.778	2:30.033	97	William HARA	a	15:07.578	2:31.091
109	Neil KERNOHAN	a	5:04.745	2:29.965	109	Neil KERNOHAN	a	10:05.588	2:30.156	109	Neil KERNOHAN	a	15:08.342	2:31.208
62	Sean CONNOLLY	a	5:06.999	2:31.332	62	Sean CONNOLLY	a	10:08.658	2:31.321	62	Sean CONNOLLY	a	15:08.787	2:31.029
40	Wayne HALL	a	5:12.893	2:32.010	40	Wayne HALL	a	10:19.123	2:33.375	40	Wayne HALL	a	15:22.634	2:31.144
153	Noel BERTRAM	a	5:13.584	2:35.238	153	Noel BERTRAM	a	10:24.338	2:35.333	153	Noel BERTRAM	a	15:34.468	2:34.711
73	Derek COSTELLO	a	5:16.658	2:35.550	73	Derek COSTELLO	a	10:29.695	2:36.760	73	Derek COSTELLO	a	15:40.161	2:36.155
43	Philip CROSBIE	b	5:21.988	2:37.565	43	Philip CROSBIE	b	10:37.365	2:37.017	43	Philip CROSBIE	b	15:50.124	2:38.669
18	Vic ALLAN	a	5:24.050	2:39.328	42	Brian LOUGHLIN	a	10:41.930	2:39.676	42	Brian LOUGHLIN	a	16:01.188	2:38.874
42	Brian LOUGHLIN	a	5:24.222	2:38.976	11	John CAHILL	a	10:43.816	2:39.078	11	John CAHILL	a	16:02.099	2:38.996
11	John CAHILL	a	5:24.845	2:38.733	11	John CAHILL	a	10:53.654	2:41.575	118	Tommy HEAPHY	b	16:11.655	2:38.929
53	Veronika HANKOCY	b	5:30.691	2:41.361	118	Tommy HEAPHY	b	10:56.397	2:44.393	316	Stephen MORRISON	a	16:15.914	2:38.838
118	Tommy HEAPHY	b	5:31.251	2:41.430	53	Veronika HANKOCY	b	10:57.343	2:40.007	53	Veronika HANKOCY	b	16:24.337	2:43.786
131	Robert CAIRNS	b	5:33.045	2:43.389	131	Robert CAIRNS	b	10:59.715	2:44.416	131	Robert CAIRNS	b	16:28.972	2:44.140
316	Stephen MORRISON	a	5:35.315	2:45.189	91	Liam GREENE	b	11:13.002	2:46.547	17	Stephen DAVISON	b	16:40.155	2:42.025
91	Liam GREENE	b	5:39.372	2:46.708	17	Stephen DAVISON	b	11:14.230	2:46.207	91	Liam GREENE	b	16:41.179	2:43.327
17	Stephen DAVISON	b	5:41.342	2:46.193	2	John McCANN	b	11:38.549	2:53.332	58	Adrian LOGUE	b	17:16.323	2:44.462
2	John McCANN	b	5:51.876	2:52.613	58	Adrian LOGUE	b	11:39.647	2:47.789	2	John McCANN	b	17:23.508	2:51.270
58	Adrian LOGUE	b	6:04.555	2:57.962	16	Roy BEATTIE	b	12:02.522	3:00.429	163	Gary FOWLER	b	17:58.431	2:53.476
16	Roy BEATTIE	b	6:05.575	3:00.790	163	Gary FOWLER	b	12:03.661	3:00.074					
163	Gary FOWLER	b	6:07.214	3:01.042										
99	Paul FALLON	b	6:36.295	2:51.546										

H2 Engineering Bush Road Race

JUNIOR SUPPORT

Race 5 - H2 Engineering Junior Support

LAP CHART



7

No	Name	G	Elapsed Time	Lap Time
97	William HARA	a	17:36.946	2:29.368
109	Neil KERNOHAN	a	17:37.525	2:29.183
62	Sean CONNOLLY	a	17:38.309	2:29.522
40	Wayne HALL	a	17:55.657	2:33.023
153	Noel BERTRAM	a	18:08.920	2:34.452
73	Derek COSTELLO	a	18:16.653	2:36.492
43	Philip CROSBIE	b	18:28.434	2:38.310
42	Brian LOUGHLIN	a	18:38.517	2:37.329
11	John CAHILL	a	18:40.800	2:38.701
118	Tommy HEAPHY	b	18:52.189	2:40.534
316	Stephen MORRISON	a	18:57.766	2:41.852
53	Veronika HANKOCY	b	19:07.516	2:43.179
131	Robert CAIRNS	b	19:10.264	2:41.292
17	Stephen DAVISON	b	19:20.718	2:40.563
91	Liam GREENE	b	19:21.473	2:40.294
58	Adrian LOGUE	b	19:59.922	2:43.599
2	John McCANN	b	20:26.900	3:03.392
163	Gary FOWLER	b	20:53.796	2:55.365

8

No	Name	G	Elapsed Time	Lap Time
97	William HARA	a	20:05.229	2:28.283
109	Neil KERNOHAN	a	20:06.709	2:29.184
62	Sean CONNOLLY	a	20:09.058	2:30.749
40	Wayne HALL	a	20:29.083	2:33.426
153	Noel BERTRAM	a	20:44.059	2:35.139
73	Derek COSTELLO	a	20:54.213	2:37.560
43	Philip CROSBIE	b	21:02.252	2:33.818
42	Brian LOUGHLIN	a	21:15.105	2:36.588
11	John CAHILL	a	21:19.356	2:38.556
118	Tommy HEAPHY	b	21:30.572	2:38.383
316	Stephen MORRISON	a	21:38.258	2:40.492
53	Veronika HANKOCY	b	21:50.823	2:43.307
131	Robert CAIRNS	b	21:51.030	2:40.766
17	Stephen DAVISON	b	21:59.737	2:39.019
91	Liam GREENE	b	21:59.786	2:38.313

ROAD RACE - IRISH JUNIOR SUPPORT

2014

Pos	No.	Name	Total	Diff	Gap	#1 #2 #3 #4			
						R1	R1	R1	R1
1	73	Derek COSTELLO	71	0	0	11	25	25	10
2	62	Sean CONNOLLY	52	19	19	9	11	16	16
3	97	William HARA	50	21	2	5	7	13	25
4	40	Wayne HALL	43	28	7	1	9	20	13
5	74	Tommy HENRY	38	33	5	8	20	10	x
6	103	Melvin HOLLINGSWORTH	33	38	5	16	8	9	x
7	153	Noel BERTRAM	32	39	1	x	13	8	11
8	109	Neil KERNOHAN	30	41	2	x	10	x	20
9	29	Alastair HAWORTH	25	46	5	25	x	x	x
10	44	Mick JORDAN	22	49	3	6	16	x	x
11	41	Ben REA	20	51	2	20	x	x	x
12	171	Brian COOMEY	18	53	2	7	x	11	x
13	42	Brian LOUGHLIN	16	55	2	2	6	x	8
14	33	David HOWARD	15	56	1	10	x	5	x
15	11	John CAHILL	14	57	1	x	3	4	7
16	117	Alastair BAYLEY	13	58	1	13	x	x	x
17	43	Philip CROSBIE	9	62	4	x	x	x	9
18	118	Tommy HEAPHY	8	63	1	x	x	2	6
19	124	Thomas WHITMORE	8	63	0	x	2	6	x
20	99	Paul FALLON	7	64	1	x	x	7	x
21	316	Stephen MORRISON	5	66	2	x	x	x	5
22	60	George SCOTT	5	66	0	x	5	x	x
23	18	Vic ALLAN	5	66	0	x	4	1	x
24	53	Veronika HANKOCY	4	67	1	x	x	x	4
25	59	Anthony AMBLER	4	67	0	4	x	x	x
26	131	Robert CAIRNS	3	68	1	x	x	x	3
27	67	Brendan GLOVER	3	68	0	x	x	3	x
28	38	Derek WILKIE	3	68	0	3	x	x	x
29	17	Stephen DAVISON	2	69	1	x	x	x	2
30	91	Liam GREENE	1	70	1	x	x	x	1
31	47	Davie BLACK	1	70	0	x	1	x	x

Event Legend

#1	25/04/2014	KDM HIRE COOKSTOWN 100	#3	21/06/2014	CAROLE NASH KELLS ROAD RACE
#2	02/05/2014	AROUND A POUND TANDRAGEE 100	#4	27/06/2014	H2 ENGINEERING BUSH ROAD RACE

ROAD RACE - ULSTER JUNIOR SUPPORT

2014

Pos	No.	Name	Total	Diff	Gap	#1	#2	#3
						R1	R1	R1
1	73	Derek COSTELLO	46	0	0	11	25	10
2	97	William HARA	37	9	9	5	7	25
3	62	Sean CONNOLLY	36	10	1	9	11	16
4	109	Neil KERNOHAN	30	16	6	x	10	20
5	74	Tommy HENRY	28	18	2	8	20	x
6	29	Alastair HAWORTH	25	21	3	25	x	x
7	103	Melvin HOLLINGSWORTH	24	22	1	16	8	x
8	153	Noel BERTRAM	24	22	0	x	13	11
9	40	Wayne HALL	23	23	1	1	9	13
10	44	Mick JORDAN	22	24	1	6	16	x
11	41	Ben REA	20	26	2	20	x	x
12	42	Brian LOUGHLIN	16	30	4	2	6	8
13	117	Alastair BAYLEY	13	33	3	13	x	x
14	33	David HOWARD	10	36	3	10	x	x
15	11	John CAHILL	10	36	0	x	3	7
16	43	Philip CROSBIE	9	37	1	x	x	9
17	171	Brian COOMEY	7	39	2	7	x	x
18	118	Tommy HEAPHY	6	40	1	x	x	6
19	316	Stephen MORRISON	5	41	1	x	x	5
20	60	George SCOTT	5	41	0	x	5	x
21	53	Veronika HANKOCY	4	42	1	x	x	4
22	18	Vic ALLAN	4	42	0	x	4	x
23	59	Anthony AMBLER	4	42	0	4	x	x
24	131	Robert CAIRNS	3	43	1	x	x	3
25	38	Derek WILKIE	3	43	0	3	x	x
26	17	Stephen DAVISON	2	44	1	x	x	2
27	124	Thomas WHITMORE	2	44	0	x	2	x
28	91	Liam GREENE	1	45	1	x	x	1
29	47	Davie BLACK	1	45	0	x	1	x

Event Legend

#1	25/04/2014	KDM HIRE COOKSTOWN 100	#3	27/06/2014	H2 ENGINEERING BUSH ROAD RACE
#2	02/05/2014	AROUND A POUND TANDRAGEE 100			