



Friday 27th & Saturday 28th June 2014

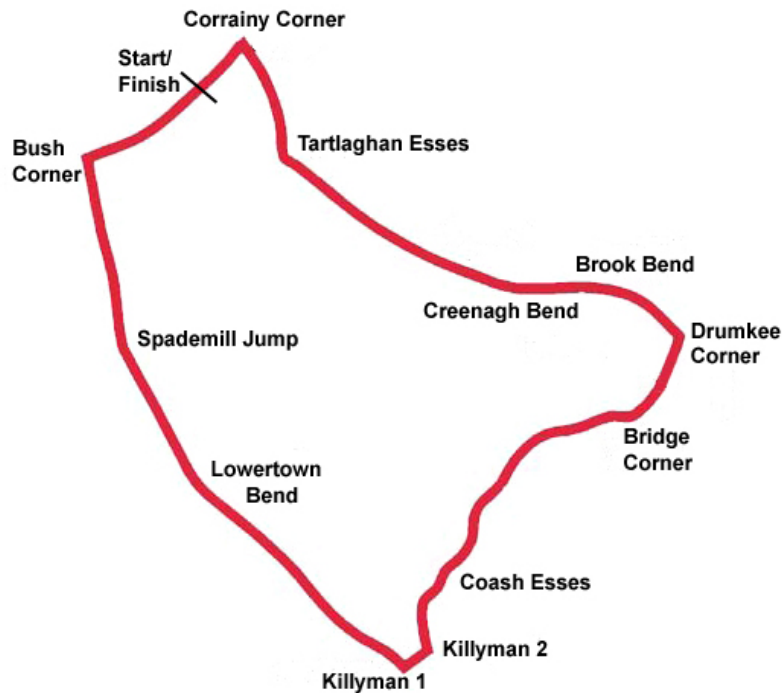
promoted by Dungannon & District MCC
www.bushroadraces.com



SUPERTWIN



Bush Circuit 3.3078 miles



LAP RECORDS

Class	Rider	Machine	m s	mph	Year
125cc	William Dunlop	Honda	2 23.443	83.016	2010
Moto 3	Barry Davidson	Honda 250	2 34.912	76.870	2012
Moto 450	Ryan Farquhar	Kawasaki	2 25.763	81.695	2012
250cc	William Dunlop	Honda	2 18.280	86.116	2010
Supersport 400	Joe Phillips	Kawasaki	2 30.508	79.119	2008
Supertwin	Ryan Farquhar	Kawasaki 650	2 20.647	84.666	2011
Supersport	Ryan Farquhar	Kawasaki	2 13.647	89.101	2011
Superbike	Ryan Farquhar	Kawasaki 600	2 11.200	90.763	2011
Senior Support	Craig Shirlaw	Kawasaki 600	2 20.505	84.752	2010
Junior Support	Dean Harrison	Kawasaki 650	2 27.141	80.930	2010
Classic 1000cc	Robert McCrum	Norton Weslake 950	2 31.924	78.382	2010
Classic 500cc	Neill McWhirter	Norton	2 31.551	78.575	2010
Classic 350cc	Adrian McFarland	Honda	2 40.433	74.225	2008
Classic 250cc	Barry Davidson	Honda 198	2 50.292	69.927	2010

MOST WINS at BUSH ROAD RACE

Ryan Farquhar	16	2008-12
William Dunlop	5	2010-11
Barry Davidson	4	2008-12
Conor Cummins	3	2007
Nigel Moore	3	2007-09

ALL TIME IRISH ROAD RACE WINNERS (after Kells 2014)

Most Wins at All Irish Road Race Meetings

1.	Ryan Farquhar	201	1995-14
2.	Joey Dunlop	156	1971-00
3.	Robert Dunlop	135	1980-08
4.	Ray McCullough	109	1960-82
	Phillip McCallen	109	1987-99
6.	William Dunlop	95	2005-14
7.	Michael Dunlop	85	2006-14
8.	Brian Reid	78	1980-94
9.	Darran Lindsay	74	1999-06
10.	James Courtney	66	1992-99

H2 Engineering Bush Road Race



SUPERTWIN


Supertwin Qualifying

Friday, 27 June 2014

Pos	Class	No	Name	Machine / Sponsor	----- Best Lap -----			Laps
					Time	Behind	Speed	
Qualifying Classification								
1	STWN	44	Jamie HAMILTON	Kawasaki 650 - VRS Racing	2:24.123		82.624	5
2	STWN	72	Connor BEHAN	Kawasaki 650 - KMR / SGS International	2:25.401	1.278	81.898	5
3	STWN	23	Michal DOKOUPIL	Kawasaki 650 - R T & E Racing	2:26.562	2.439	81.249	5
4	STWN	172	Gareth KEYS	Kawasaki 650 - DNI 3 Racing	2:27.737	3.614	80.603	5
5	STWN	4	Dan KNEEN	Kawasaki 650 - Cookstown BE Racing	2:29.492	5.369	79.657	5
6	STWN	1	Mark HANNA	Kawasaki 650 - Roy Hanna Motors	2:30.979	6.856	78.872	4
7	STWN	28	Paul GARTLAND	Kawasaki 650 - Rod Lee Racing	2:31.626	7.503	78.536	5
8	STWN	62	Sean CONNOLLY	Suzuki 650 - SKN Racing	2:37.038	12.915	75.829	5
9	STWN	33	Sam DUNLOP	Kawasaki 650 - Emerald Road Racing	2:38.313	14.190	75.219	5
10	STWN	217	Gary MILLER	Suzuki 650 - RMC	2:39.055	14.932	74.868	5
11	STWN	73	Derek COSTELLO	Kawasaki 650	2:39.628	15.505	74.599	5
12	STWN	69	Ronnie SCOTT	Kawasaki 650	2:39.653	15.530	74.587	5
13	STWN	40	Wayne HALL	Suzuki 650 - Gas Safety Systems	2:40.075	15.952	74.391	5
14	STWN	153	Noel BERTRAM	Kawasaki 650	2:40.076	15.953	74.390	5
15	STWN	97	William HARA	Suzuki 650 - New Look Blinds	2:40.418	16.295	74.232	5
16	STWN	118	Tommy HEAPHY	Suzuki 650 - Ballyneal Stone Masons	2:47.029	22.906	71.293	5
17	STWN	53	Veronica HANKOCY	Kawasaki 650 - R T & E Racing	2:50.546	26.423	69.823	5
18	STWN	49	Brendan FLYNN	Suzuki 650	2:54.291	30.168	68.323	5

Provisional result to be confirmed by the Stewards of the Meeting subject to completion of technical inspections & the time limit for protests

Page 1 / 1

Circuit	Bush	Signed		Organising Club	Dungannon & District MCC
Length(miles)	3.3078		Chief Timekeeper	Qualifying Started	18:13
Weather	Cloudy	Issued At:	18:30		
Track	Dry				



MCUI Ulster
Centre Timing
powered by
e-Laps timing software

www.elaps-timing.com



H2 Engineering Bush Road Race

SUPERTWIN

Supertwin Qualifying

Friday, 27 June 2014

DETAILED RESULT



Qualifying Classification

Position

1 44 Jamie HAMILTON

Behind

Best Time **2:24.123** Best Speed **82.624** On **5** Gp **a**

Lap	Elapsed Time	Lap Time	Lap Speed
1	3:10.506	3:10.506	62.508
2	5:46.734	2:36.228	76.222
3	8:13.178	2:26.444	81.315
4	10:55.231	2:42.053	73.483
5	13:19.354	2:24.123	82.624

2 72 Connor BEHAN

Behind **1.278**

Best Time **2:25.401** Best Speed **81.898** On **5** Gp **a**

Lap	Elapsed Time	Lap Time	Lap Speed
1	3:22.889	3:22.889	58.693
2	6:00.561	2:37.672	75.524
3	8:32.332	2:31.771	78.461
4	11:01.702	2:29.370	79.722
5	13:27.103	2:25.401	81.898

3 23 Michal DOKOUPIL

Behind **2.439**

Best Time **2:26.562** Best Speed **81.249** On **5** Gp **a**

Lap	Elapsed Time	Lap Time	Lap Speed
1	3:15.685	3:15.685	60.853
2	5:51.704	2:36.019	76.325
3	8:26.884	2:35.180	76.737
4	10:58.604	2:31.720	78.487
5	13:25.166	2:26.562	81.249

4 172 Gareth KEYS

Behind **3.614**

Best Time **2:27.737** Best Speed **80.603** On **5** Gp **a**

Lap	Elapsed Time	Lap Time	Lap Speed
1	3:10.997	3:10.997	62.347
2	5:51.145	2:40.148	74.357
3	8:25.817	2:34.672	76.989
4	10:58.904	2:33.087	77.786
5	13:26.641	2:27.737	80.603

Qualifying Classification

Position

5 4 Dan KNEEN

Behind **5.369**

Best Time **2:29.492** Best Speed **79.657** On **5** Gp **a**

Lap	Elapsed Time	Lap Time	Lap Speed
1	3:03.923	3:03.923	64.745
2	5:41.809	2:37.886	75.422
3	8:14.653	2:32.844	77.910
4	10:50.980	2:36.327	76.174
5	13:20.472	2:29.492	79.657

6 1 Mark HANNA

Behind **6.856**

Best Time **2:30.979** Best Speed **78.872** On **4** Gp **a**

Lap	Elapsed Time	Lap Time	Lap Speed
1	3:40.136	3:40.136	54.094
2	7:03.004	3:22.868	58.699
3	9:36.698	2:33.694	77.479
4	12:07.677	2:30.979	78.872
5	14:41.103	2:33.426	77.614

7 28 Paul GARTLAND

Behind **7.503**

Best Time **2:31.626** Best Speed **78.536** On **5** Gp **a**

Lap	Elapsed Time	Lap Time	Lap Speed
1	3:03.750	3:03.750	64.806
2	5:49.801	2:46.051	71.713
3	8:26.652	2:36.851	75.920
4	11:02.266	2:35.614	76.523
5	13:33.892	2:31.626	78.536

8 62 Sean CONNOLLY

Behind **12.915**

Best Time **2:37.038** Best Speed **75.829** On **5** Gp **a**

Lap	Elapsed Time	Lap Time	Lap Speed
1	3:33.313	3:33.313	55.824
2	6:26.212	2:52.899	68.873
3	9:11.683	2:45.471	71.965
4	11:52.349	2:40.666	74.117
5	14:29.387	2:37.038	75.829

H2 Engineering Bush Road Race

SUPERTWIN

Supertwin Qualifying

Friday, 27 June 2014

DETAILED RESULT



Qualifying Classification

Position

9 33 Sam DUNLOP

Behind 14.190

Best Time 2:38.313 Best Speed 75.219 On 5 Gp a

Lap	Elapsed Time	Lap Time	Lap Speed
1	3:28.484	3:28.484	57.117
2	6:20.088	2:51.604	69.393
3	9:04.212	2:44.124	72.555
4	11:43.554	2:39.342	74.733
5	14:21.867	2:38.313	75.219

10 217 Gary MILLER

Behind 14.932

Best Time 2:39.055 Best Speed 74.868 On 5 Gp a

Lap	Elapsed Time	Lap Time	Lap Speed
1	3:35.863	3:35.863	55.165
2	6:29.138	2:53.275	68.724
3	9:13.723	2:44.585	72.352
4	12:02.055	2:48.332	70.742
5	14:41.110	2:39.055	74.868

11 73 Derek COSTELLO

Behind 15.505

Best Time 2:39.628 Best Speed 74.599 On 5 Gp a

Lap	Elapsed Time	Lap Time	Lap Speed
1	3:17.097	3:17.097	60.417
2	6:13.504	2:56.407	67.503
3	9:01.473	2:47.969	70.895
4	11:43.968	2:42.495	73.283
5	14:23.596	2:39.628	74.599

12 69 Ronnie SCOTT

Behind 15.530

Best Time 2:39.653 Best Speed 74.587 On 5 Gp a

Lap	Elapsed Time	Lap Time	Lap Speed
1	3:30.127	3:30.127	56.671
2	6:25.407	2:55.280	67.937
3	9:12.939	2:47.532	71.079
4	12:02.290	2:49.351	70.316
5	14:41.943	2:39.653	74.587

Qualifying Classification

Position

13 40 Wayne HALL

Behind 15.952

Best Time 2:40.075 Best Speed 74.391 On 5 Gp a

Lap	Elapsed Time	Lap Time	Lap Speed
1	3:31.933	3:31.933	56.188
2	6:25.870	2:53.937	68.462
3	9:11.466	2:45.596	71.910
4	11:56.866	2:45.400	71.996
5	14:36.941	2:40.075	74.391

14 153 Noel BERTRAM

Behind 15.953

Best Time 2:40.076 Best Speed 74.390 On 5 Gp a

Lap	Elapsed Time	Lap Time	Lap Speed
1	3:18.146	3:18.146	60.098
2	6:13.834	2:55.688	67.780
3	9:00.734	2:46.900	71.349
4	11:41.579	2:40.845	74.035
5	14:21.655	2:40.076	74.390

15 97 William HARA

Behind 16.295

Best Time 2:40.418 Best Speed 74.232 On 5 Gp a

Lap	Elapsed Time	Lap Time	Lap Speed
1	3:25.542	3:25.542	57.935
2	6:14.909	2:49.367	70.309
3	9:01.070	2:46.161	71.666
4	11:41.838	2:40.768	74.070
5	14:22.256	2:40.418	74.232

16 118 Tommy HEAPHY

Behind 22.906

Best Time 2:47.029 Best Speed 71.293 On 5 Gp a

Lap	Elapsed Time	Lap Time	Lap Speed
1	3:39.953	3:39.953	54.139
2	6:39.182	2:59.229	66.441
3	9:29.814	2:50.632	69.788
4	12:17.852	2:48.038	70.865
5	15:04.881	2:47.029	71.293

H2 Engineering Bush Road Race

SUPERTWIN

Supertwin Qualifying

Friday, 27 June 2014

DETAILED RESULT



Qualifying Classification

Position

17 53 Veronica HANKOCY

Behind 26.423

Best Time 2:50.546 Best Speed 69.823 On 5 Gp a

Lap	Elapsed Time	Lap Time	Lap Speed
1	3:25.327	3:25.327	57.996
2	6:19.867	2:54.540	68.226
3	9:10.468	2:50.601	69.801
4	12:01.178	2:50.710	69.756
5	14:51.724	2:50.546	69.823

18 49 Brendan FLYNN

Behind 30.168

Best Time 2:54.291 Best Speed 68.323 On 5 Gp a

Lap	Elapsed Time	Lap Time	Lap Speed
1	3:40.875	3:40.875	53.913
2	6:42.349	3:01.474	65.619
3	9:37.137	2:54.788	68.129
4	12:32.614	2:55.477	67.861
5	15:26.905	2:54.291	68.323

H2 ENGINEERING BUSH ROAD RACE

SUPERTWIN


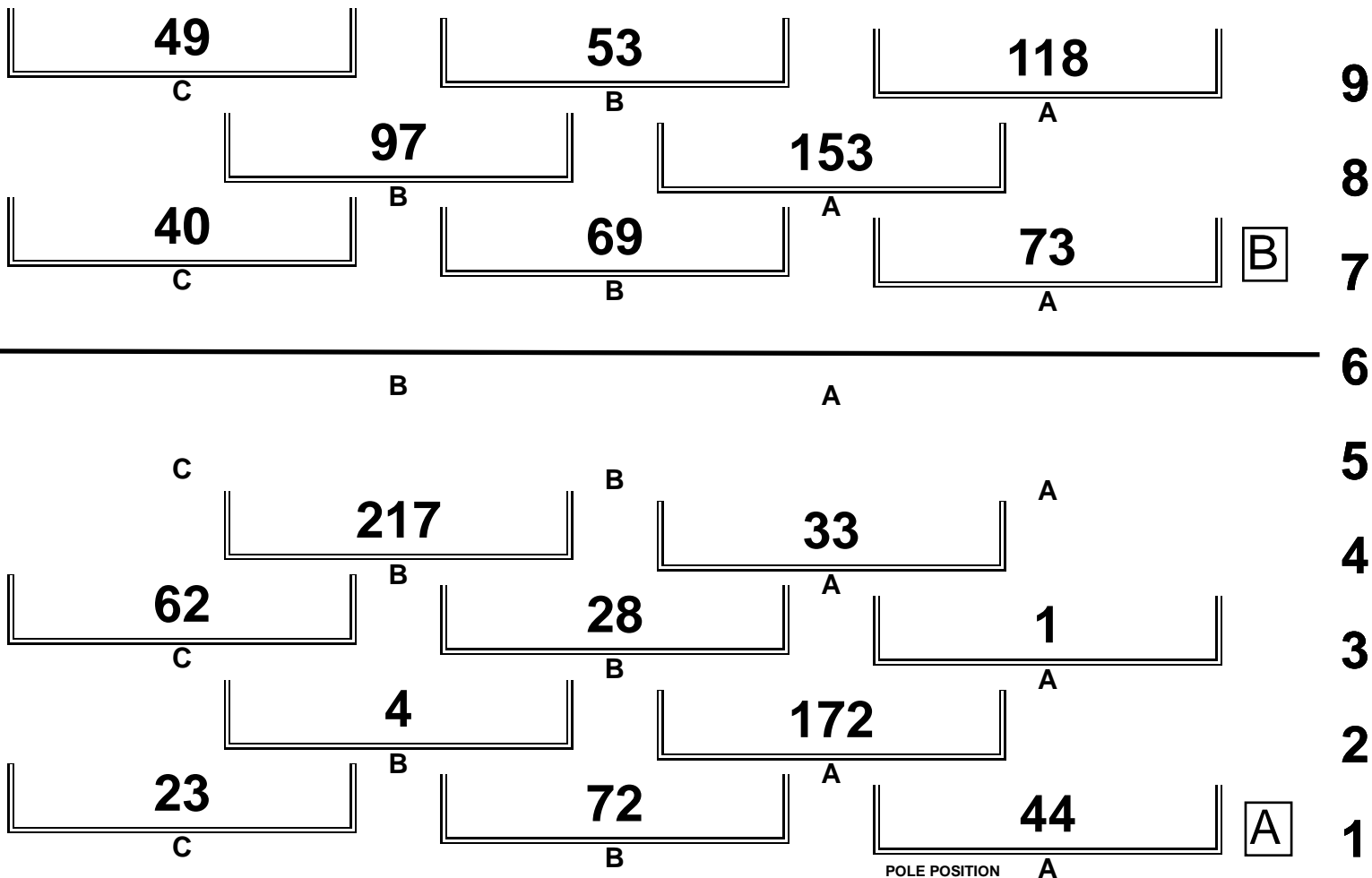
Bush 3.308 miles

R2: Emerald Road Racing Supertwin

28/06/2014 11:10

Race (8 Laps)

RACE 2 - SUPERTWIN



Promoted by Dungannon and District Motorcycle Club

Orbits

Provisional result to be confirmed by the Stewards of the Meeting subject to the completion of technical inspections and the time limit for protests

MCUI (Ulster Centre) Timing @ www.elaps-timing.com

www.mylaps.com

Licensed to: MCUI

H2 Engineering Bush Road Race

SUPERTWIN

Race 2 - Emerald Road Racing Supertwin

Saturday, 28 June 2014



Pos	Class	No	Name	Machine / Sponsor	Gp	Laps	Total Time	Behind	Speed	-----Best Lap-----		
										Time	Speed	On
Race Classification												
1	STWN	44	Jamie HAMILTON	Kawasaki 650 - VRS Racing	a	8	18:47.617		84.483	2:19.093	85.612	5
2	STWN	72	Connor BEHAN	Kawasaki 650 - KMR / SGS International	a	8	19:09.480	21.863	82.876	2:21.241	84.310	7
3	STWN	4	Dan KNEEN	Kawasaki 650 - Cookstown BE Racing	a	8	19:09.639	22.022	82.865	2:21.791	83.983	6
4	STWN	1	Mark HANNA	Kawasaki 650 - Roy Hanna Motors	a	8	19:17.945	30.328	82.270	2:22.265	83.704	6
5	STWN	172	Gareth KEYS	Kawasaki 650 - DNI 3 Racing	a	8	19:21.692	34.075	82.005	2:23.180	83.169	7
6	STWN	23	Michal DOKOUPIL	Kawasaki 650 - R T & E Racing	a	8	19:22.046	34.429	81.980	2:22.920	83.320	4
7	STWN	28	Paul GARTLAND	Kawasaki 650 - Rod Lee Racing	a	8	19:58.130	1:10.513	79.511	2:26.975	81.021	2
8	STWN	33	Sam DUNLOP	Kawasaki 650 - Emerald Road Racing	a	8	20:20.845	1:33.228	78.032	2:29.637	79.580	5
9	STWN	62	Sean CONNOLLY	Suzuki 650 - SKN Racing	a	8	20:21.208	1:33.591	78.009	2:30.518	79.114	4
10	STWN	97	William HARA	Suzuki 650 - New Look Blinds	b	8	20:37.253	1:49.636	76.997	2:31.389	78.659	7
11	STWN	217	Gary MILLER	Suzuki 650 - RMC	a	8	20:40.460	1:52.843	76.798	2:32.564	78.053	6
12	STWN	40	Wayne HALL	Suzuki 650 - Gas Safety Systems	b	8	20:41.327	1:53.710	76.744	2:31.171	78.772	7
13	STWN	153	Noel BERTRAM	Kawasaki 650	b	8	20:41.855	1:54.238	76.712	2:31.485	78.609	7

Fastest Lap / New Lap Record 85.612 mph (Previously 84.666 mph)


STWN	44	Jamie HAMILTON	Kawasaki 650 - VRS Racing	a						2:19.093	85.612	5
------	----	----------------	---------------------------	---	--	--	--	--	--	----------	--------	---

Not Classified

DNF	STWN	73	Derek COSTELLO	Kawasaki 650	b	6	15:38.520	2 Laps	76.129	2:32.678	77.995	6
DNF	STWN	49	Brendan FLYNN	Suzuki 650	b	4	11:02.338	4 Laps	71.915	2:43.281	72.930	3
DNF	STWN	53	Veronica HANKOCY	Kawasaki 650 - R T & E Racing	b	2	5:41.633	6 Laps	69.713	2:48.308	70.752	2
DNF	STWN	118	Tommy HEAPHY	Suzuki 650 - Ballyneal Stone Masons	b	1	2:52.606	7 Laps	68.990	2:52.606	68.990	1

Provisional result to be confirmed by the Stewards of the Meeting subject to completion of technical inspections & the time limit for protests

Page 1 / 1

Circuit	Bush	Signed	 Chief Timekeeper	Organising Club	Dungannon & District MCC
Length(miles)	3.3078	Issued At:	11:50	Race Started	11:28
Weather	Sunny			Gp Time Diff - b	11.02
Track	Dry				



MCUI Ulster
Centre Timing
powered by
e-Laps timing software

www.elaps-timing.com



H2 Engineering Bush Road Race

SUPERTWIN

Race 2 - Emerald Road Racing Supertwin

Saturday, 28 June 2014

DETAILED RESULT



Race Classification

1 44 Jamie HAMILTON

Total Time **18:47.617** Avg Speed **84.483** Behind
Best Time **2:19.093** Best Speed **85.612** On **5** Gp **a**

Lap	Elapsed Time	Lap Time	Lap Speed
1	2:24.378	2:24.378	82.478
2	4:44.976	2:20.598	84.696
3	7:04.675	2:19.699	85.241
4	9:24.158	2:19.483	85.373
5	11:43.251	2:19.093	85.612
6	14:03.272	2:20.021	85.045
7	16:23.103	2:19.831	85.161
8	18:47.617	2:24.514	82.401

2 72 Connor BEHAN

Total Time **19:09.480** Avg Speed **82.876** Behind **21.863**
Best Time **2:21.241** Best Speed **84.310** On **7** Gp **a**

Lap	Elapsed Time	Lap Time	Lap Speed
1	2:27.907	2:27.907	80.511
2	4:52.532	2:24.625	82.338
3	7:17.253	2:24.721	82.283
4	9:39.850	2:22.597	83.509
5	12:02.721	2:22.871	83.348
6	14:25.327	2:22.606	83.503
7	16:46.568	2:21.241	84.310
8	19:09.480	2:22.912	83.325

3 4 Dan KNEEN

Total Time **19:09.639** Avg Speed **82.865** Behind **22.022**
Best Time **2:21.791** Best Speed **83.983** On **6** Gp **a**

Lap	Elapsed Time	Lap Time	Lap Speed
1	2:29.650	2:29.650	79.573
2	4:55.320	2:25.670	81.747
3	7:18.153	2:22.833	83.371
4	9:40.761	2:22.608	83.502
5	12:03.188	2:22.427	83.608
6	14:24.979	2:21.791	83.983
7	16:46.810	2:21.831	83.960
8	19:09.639	2:22.829	83.373

Race Classification

4 1 Mark HANNA

Total Time **19:17.945** Avg Speed **82.270** Behind **30.328**
Best Time **2:22.265** Best Speed **83.704** On **6** Gp **a**

Lap	Elapsed Time	Lap Time	Lap Speed
1	2:29.834	2:29.834	79.475
2	4:55.126	2:25.292	81.960
3	7:17.702	2:22.576	83.521
4	9:40.059	2:22.357	83.649
5	12:02.535	2:22.476	83.580
6	14:24.800	2:22.265	83.704
7	16:51.582	2:26.782	81.128
8	19:17.945	2:26.363	81.360

5 172 Gareth KEYS

Total Time **19:21.692** Avg Speed **82.005** Behind **34.075**
Best Time **2:23.180** Best Speed **83.169** On **7** Gp **a**

Lap	Elapsed Time	Lap Time	Lap Speed
1	2:29.384	2:29.384	79.715
2	4:54.688	2:25.304	81.953
3	7:19.118	2:24.430	82.449
4	9:42.889	2:23.771	82.827
5	12:08.510	2:25.621	81.774
6	14:33.014	2:24.504	82.407
7	16:56.194	2:23.180	83.169
8	19:21.692	2:25.498	81.844

6 23 Michal DOKOUPIL

Total Time **19:22.046** Avg Speed **81.980** Behind **34.429**
Best Time **2:22.920** Best Speed **83.320** On **4** Gp **a**

Lap	Elapsed Time	Lap Time	Lap Speed
1	2:30.053	2:30.053	79.359
2	4:55.644	2:25.591	81.791
3	7:20.188	2:24.544	82.384
4	9:43.108	2:22.920	83.320
5	12:08.956	2:25.848	81.647
6	14:33.411	2:24.455	82.435
7	16:56.680	2:23.269	83.117
8	19:22.046	2:25.366	81.918



MCUI Ulster
Centre Timing
powered by
e-Laps timing software

www.elaps-timing.com



H2 Engineering Bush Road Race

SUPERTWIN

Race 2 - Emerald Road Racing Supertwin

Saturday, 28 June 2014

DETAILED RESULT



Race Classification

7 28 Paul GARTLAND

Total Time **19:58.130** Avg Speed **79.511** Behind **1:10.513**
Best Time **2:26.975** Best Speed **81.021** On **2** Gp **a**

Lap	Elapsed Time	Lap Time	Lap Speed
1	2:31.727	2:31.727	78.484
2	4:58.702	2:26.975	81.021
3	7:26.415	2:27.713	80.616
4	9:54.902	2:28.487	80.196
5	12:24.519	2:29.617	79.590
6	14:54.204	2:29.685	79.554
7	17:24.065	2:29.861	79.461
8	19:58.130	2:34.065	77.293

8 33 Sam DUNLOP

Total Time **20:20.845** Avg Speed **78.032** Behind **1:33.228**
Best Time **2:29.637** Best Speed **79.580** On **5** Gp **a**

Lap	Elapsed Time	Lap Time	Lap Speed
1	2:39.836	2:39.836	74.502
2	5:12.467	2:32.631	78.019
3	7:43.643	2:31.176	78.770
4	10:14.671	2:31.028	78.847
5	12:44.308	2:29.637	79.580
6	15:16.875	2:32.567	78.051
7	17:47.901	2:31.026	78.848
8	20:20.845	2:32.944	77.859

9 62 Sean CONNOLLY

Total Time **20:21.208** Avg Speed **78.009** Behind **1:33.591**
Best Time **2:30.518** Best Speed **79.114** On **4** Gp **a**

Lap	Elapsed Time	Lap Time	Lap Speed
1	2:39.241	2:39.241	74.780
2	5:12.156	2:32.915	77.874
3	7:43.283	2:31.127	78.795
4	10:13.801	2:30.518	79.114
5	12:45.258	2:31.457	78.624
6	15:16.967	2:31.709	78.493
7	17:48.079	2:31.112	78.803
8	20:21.208	2:33.129	77.765

Race Classification

10 97 William HARA

Total Time **20:37.253** Avg Speed **76.997** Behind **1:49.636**
Best Time **2:31.389** Best Speed **78.659** On **7** Gp **b**

Lap	Elapsed Time	Lap Time	Lap Speed
1	2:40.739	2:40.739	74.083
2	5:18.272	2:37.533	75.591
3	7:51.937	2:33.665	77.494
4	10:24.935	2:32.998	77.832
5	12:58.302	2:33.367	77.644
6	15:31.172	2:32.870	77.897
7	18:02.561	2:31.389	78.659
8	20:37.253	2:34.692	76.979

11 217 Gary MILLER

Total Time **20:40.460** Avg Speed **76.798** Behind **1:52.843**
Best Time **2:32.564** Best Speed **78.053** On **6** Gp **a**

Lap	Elapsed Time	Lap Time	Lap Speed
1	2:41.559	2:41.559	73.707
2	5:17.630	2:36.071	76.299
3	7:52.848	2:35.218	76.718
4	10:27.159	2:34.311	77.169
5	13:00.976	2:33.817	77.417
6	15:33.540	2:32.564	78.053
7	18:06.466	2:32.926	77.868
8	20:40.460	2:33.994	77.328

12 40 Wayne HALL

Total Time **20:41.327** Avg Speed **76.744** Behind **1:53.710**
Best Time **2:31.171** Best Speed **78.772** On **7** Gp **b**

Lap	Elapsed Time	Lap Time	Lap Speed
1	2:42.501	2:42.501	73.280
2	5:19.024	2:36.523	76.079
3	7:54.824	2:35.800	76.432
4	10:30.310	2:35.486	76.586
5	13:03.822	2:33.512	77.571
6	15:36.341	2:32.519	78.076
7	18:07.512	2:31.171	78.772
8	20:41.327	2:33.815	77.418



MCUI Ulster
Centre Timing
powered by
e-Laps timing software

www.elaps-timing.com



H2 Engineering Bush Road Race

SUPERTWIN

Race 2 - Emerald Road Racing Supertwin

Saturday, 28 June 2014

DETAILED RESULT



Race Classification

13 153 Noel BERTRAM

Total Time **20:41.855** Avg Speed **76.712** Behind **1:54.238**
Best Time **2:31.485** Best Speed **78.609** On **7** Gp **b**

Lap	Elapsed Time	Lap Time	Lap Speed
1	2:41.892	2:41.892	73.556
2	5:18.557	2:36.665	76.010
3	7:54.304	2:35.747	76.458
4	10:30.870	2:36.566	76.058
5	13:05.451	2:34.581	77.035
6	15:37.592	2:32.141	78.270
7	18:09.077	2:31.485	78.609
8	20:41.855	2:32.778	77.944

Not Classified

DNF 73 Derek COSTELLO

Total Time **15:38.520** Avg Speed **76.129** Behind **2 Laps**
Best Time **2:32.678** Best Speed **77.995** On **6** Gp **b**

Lap	Elapsed Time	Lap Time	Lap Speed
1	2:40.031	2:40.031	74.411
2	5:18.359	2:38.328	75.211
3	7:55.774	2:37.415	75.648
4	10:31.067	2:35.293	76.681
5	13:05.842	2:34.775	76.938
6	15:38.520	2:32.678	77.995

DNF 49 Brendan FLYNN

Total Time **11:02.338** Avg Speed **71.915** Behind **4 Laps**
Best Time **2:43.281** Best Speed **72.930** On **3** Gp **b**

Lap	Elapsed Time	Lap Time	Lap Speed
1	2:47.832	2:47.832	70.952
2	5:32.578	2:44.746	72.281
3	8:15.859	2:43.281	72.930
4	11:02.338	2:46.479	71.529

DNF 53 Veronica HANKOCY

Total Time **5:41.633** Avg Speed **69.713** Behind **6 Laps**
Best Time **2:48.308** Best Speed **70.752** On **2** Gp **b**

Lap	Elapsed Time	Lap Time	Lap Speed
1	2:53.325	2:53.325	68.704
2	5:41.633	2:48.308	70.752

DNF 118 Tommy HEAPHY

Total Time **2:52.606** Avg Speed **68.990** Behind **7 Laps**
Best Time **2:52.606** Best Speed **68.990** On **1** Gp **b**

Lap	Elapsed Time	Lap Time	Lap Speed
1	2:52.606	2:52.606	68.990



MCUI Ulster
Centre Timing
powered by
e-Laps timing software

www.elaps-timing.com



H2 Engineering Bush Road Race

SUPERTWIN

Race 2 - Emerald Road Racing Supertwin

LAP CHART

**1**

No	Name	G	Elapsed Time	Lap Time
44	Jamie HAMILTON	a	2:24.378	2:24.378
72	Connor BEHAN	a	2:27.907	2:27.907
172	Gareth KEYS	a	2:29.384	2:29.384
4	Dan KNEEN	a	2:29.650	2:29.650
1	Mark HANNA	a	2:29.834	2:29.834
23	Michal DOKOUPIL	a	2:30.053	2:30.053
28	Paul GARTLAND	a	2:31.727	2:31.727
62	Sean CONNOLLY	a	2:39.241	2:39.241
33	Sam DUNLOP	a	2:39.836	2:39.836
73	Derek COSTELLO	b	2:40.031	2:40.031
97	William HARA	b	2:40.739	2:40.739
217	Gary MILLER	a	2:41.559	2:41.559
153	Noel BERTRAM	b	2:41.892	2:41.892
40	Wayne HALL	b	2:42.501	2:42.501
49	Brendan FLYNN	b	2:47.832	2:47.832
118	Tommy HEAPHY	b	2:52.606	2:52.606
53	Veronica HANKOCY	b	2:53.325	2:53.325

2

No	Name	G	Elapsed Time	Lap Time
44	Jamie HAMILTON	a	4:44.976	2:20.598
72	Connor BEHAN	a	4:52.532	2:24.625
172	Gareth KEYS	a	4:54.688	2:25.304
1	Mark HANNA	a	4:55.126	2:25.292
4	Dan KNEEN	a	4:55.320	2:25.670
23	Michal DOKOUPIL	a	4:55.644	2:25.591
28	Paul GARTLAND	a	4:58.702	2:26.975
62	Sean CONNOLLY	a	5:12.156	2:32.915
33	Sam DUNLOP	a	5:12.467	2:32.631
217	Gary MILLER	a	5:17.630	2:36.071
97	William HARA	b	5:18.272	2:37.533
73	Derek COSTELLO	b	5:18.359	2:38.328
153	Noel BERTRAM	b	5:18.557	2:36.665
40	Wayne HALL	b	5:19.024	2:36.523
49	Brendan FLYNN	b	5:32.578	2:44.746
53	Veronica HANKOCY	b	5:41.633	2:48.308

3

No	Name	G	Elapsed Time	Lap Time
44	Jamie HAMILTON	a	7:04.675	2:19.699
72	Connor BEHAN	a	7:17.253	2:24.721
1	Mark HANNA	a	7:17.702	2:22.576
4	Dan KNEEN	a	7:18.153	2:22.833
172	Gareth KEYS	a	7:19.118	2:24.430
23	Michal DOKOUPIL	a	7:20.188	2:24.544
28	Paul GARTLAND	a	7:26.415	2:27.713
62	Sean CONNOLLY	a	7:43.283	2:31.127
33	Sam DUNLOP	a	7:43.643	2:31.176
97	William HARA	b	7:51.937	2:33.665
217	Gary MILLER	a	7:52.848	2:35.218
153	Noel BERTRAM	b	7:54.304	2:35.747
40	Wayne HALL	b	7:54.824	2:35.800
73	Derek COSTELLO	b	7:55.774	2:37.415
49	Brendan FLYNN	b	8:15.859	2:43.281

4

No	Name	G	Elapsed Time	Lap Time
44	Jamie HAMILTON	a	9:24.158	2:19.483
72	Connor BEHAN	a	9:39.850	2:22.597
1	Mark HANNA	a	9:40.059	2:22.357
4	Dan KNEEN	a	9:40.761	2:22.608
172	Gareth KEYS	a	9:42.889	2:23.771
23	Michal DOKOUPIL	a	9:43.108	2:22.920
28	Paul GARTLAND	a	9:54.902	2:28.487
62	Sean CONNOLLY	a	10:13.801	2:30.518
33	Sam DUNLOP	a	10:14.671	2:31.028
97	William HARA	b	10:24.935	2:32.998
217	Gary MILLER	a	10:27.159	2:34.311
40	Wayne HALL	b	10:30.310	2:35.486
153	Noel BERTRAM	b	10:30.870	2:36.566
73	Derek COSTELLO	b	10:31.067	2:35.293
49	Brendan FLYNN	b	11:02.338	2:46.479

5

No	Name	G	Elapsed Time	Lap Time
44	Jamie HAMILTON	a	11:43.251	2:19.093
1	Mark HANNA	a	12:02.535	2:22.476
72	Connor BEHAN	a	12:02.721	2:22.871
4	Dan KNEEN	a	12:03.188	2:22.427
172	Gareth KEYS	a	12:08.510	2:25.621
23	Michal DOKOUPIL	a	12:08.956	2:25.848
28	Paul GARTLAND	a	12:24.519	2:29.617
33	Sam DUNLOP	a	12:44.308	2:29.637
62	Sean CONNOLLY	a	12:45.258	2:31.457
97	William HARA	b	12:58.302	2:33.367
217	Gary MILLER	a	13:00.976	2:33.817
40	Wayne HALL	b	13:03.822	2:33.512
153	Noel BERTRAM	b	13:05.451	2:34.581
73	Derek COSTELLO	b	13:05.842	2:34.775

6

No	Name	G	Elapsed Time	Lap Time
44	Jamie HAMILTON	a	14:03.272	2:20.021
1	Mark HANNA	a	14:24.800	2:22.265
4	Dan KNEEN	a	14:24.979	2:21.791
72	Connor BEHAN	a	14:25.327	2:22.606
172	Gareth KEYS	a	14:33.014	2:24.504
23	Michal DOKOUPIL	a	14:33.411	2:24.455
28	Paul GARTLAND	a	14:54.204	2:29.685
33	Sam DUNLOP	a	15:16.875	2:32.567
62	Sean CONNOLLY	a	15:16.967	2:31.709
97	William HARA	b	15:31.172	2:32.870
217	Gary MILLER	a	15:33.540	2:32.564
40	Wayne HALL	b	15:36.341	2:32.519
153	Noel BERTRAM	b	15:37.592	2:32.141
73	Derek COSTELLO	b	15:38.520	2:32.678

7

No	Name	G	Elapsed Time	Lap Time
44	Jamie HAMILTON	a	16:23.103	2:19.831
72	Connor BEHAN	a	16:46.568	2:21.241
4	Dan KNEEN	a	16:46.810	2:21.831
1	Mark HANNA	a	16:51.582	2:26.782
172	Gareth KEYS	a	16:56.194	2:23.180
23	Michal DOKOUPIL	a	16:56.680	2:23.269
28	Paul GARTLAND	a	17:24.065	2:29.861
33	Sam DUNLOP	a	17:47.901	2:31.026
62	Sean CONNOLLY	a	17:48.079	2:31.112
97	William HARA	b	18:02.561	2:31.389
217	Gary MILLER	a	18:06.466	2:32.926
40	Wayne HALL	b	18:07.512	2:31.171
153	Noel BERTRAM	b	18:09.077	2:31.485

H2 Engineering Bush Road Race

SUPERTWIN

Race 2 - Emerald Road Racing Supertwin

LAP CHART



8

No	Name	G	Elapsed Time	Lap Time
44	Jamie HAMILTON	a	18:47.617	2:24.514
72	Connor BEHAN	a	19:09.480	2:22.912
4	Dan KNEEN	a	19:09.639	2:22.829
1	Mark HANNA	a	19:17.945	2:26.363
172	Gareth KEYS	a	19:21.692	2:25.498
23	Michal DOKOUPIL	a	19:22.046	2:25.366
28	Paul GARTLAND	a	19:58.130	2:34.065
33	Sam DUNLOP	a	20:20.845	2:32.944
62	Sean CONNOLLY	a	20:21.208	2:33.129
97	William HARA	b	20:37.253	2:34.692
217	Gary MILLER	a	20:40.460	2:33.994
40	Wayne HALL	b	20:41.327	2:33.815
153	Noel BERTRAM	b	20:41.855	2:32.778

ROAD RACE - IRISH SUPERTWIN

2014

Pos	No.	Name	Total	Diff	Gap	#1 #2 #3 #4			
						R1	R1	R1	R1
1	72	Connor BEHAN	83	0	0	13	25	25	20
2	44	Jamie HAMILTON	57	26	26	16	x	16	25
3	4	Dan KNEEN	38	45	19	x	13	9	16
4	57	Ian MORRELL	32	51	6	6	16	10	x
5	3	Michael DUNLOP	25	58	7	25	x	x	x
6	172	Gareth KEYS	23	60	2	4	x	8	11
7	96	Andy FARRELL	22	61	1	9	x	13	x
8	23	Michal DOKOUPIL	21	62	1	11	x	x	10
9	86	Derek McGEE	20	63	1	x	x	20	x
10	64	Stephen McKNIGHT	20	63	0	x	20	x	x
11	52	James COWTON	20	63	0	20	x	x	x
12	1	Mark HANNA	13	70	7	x	x	x	13
13	62	Sean CONNOLLY	13	70	0	2	x	4	7
14	101	Shane EGAN	11	72	2	x	x	11	x
15	40	Wayne HALL	11	72	0	x	x	7	4
16	65	Michael SWEENEY	10	73	1	10	x	x	x
17	28	Paul GARTLAND	10	73	0	1	x	x	9
18	33	Sam DUNLOP	10	73	0	x	x	2	8
19	97	William HARA	9	74	1	x	x	3	6
20	71	Davy MORGAN	8	75	1	8	x	x	x
21	41	Ben REA	7	76	1	7	x	x	x
22	73	Derek COSTELLO	6	77	1	x	x	6	x
23	217	Gary MILLER	5	78	1	x	x	x	5
24	77	Mark SHIELS	5	78	0	x	x	5	x
25	84	Maria COSTELLO	5	78	0	5	x	x	x
26	153	Noel BERTRAM	4	79	1	x	x	1	3
27	10	Andy LAWSON	3	80	1	3	x	x	x

Event Legend

#1	25/04/2014	KDM HIRE COOKSTOWN 100	#3	21/06/2014	CAROLE NASH KELLS ROAD RACE
#2	02/05/2014	AROUND A POUND TANDRAGEE 100	#4	27/06/2014	H2 ENGINEERING BUSH ROAD RACE

TARMAC - AVON TYRES SUPERTWIN

2014

Pos	No.	Name	Total	Diff	Gap	#1		#2		#3			#4
						R1	R2	R1	R2	R1	R2	R3	R1
1	78	Korie McGREEVY	115	0	0	20	20	x		25	25	25	x
2	85	Philip McNALLY	71	44	44	x	11	x		20	20	20	x
3	150	James CHAWKE	65	50	6	10	10	x		16	13	16	x
4	24	Keith AMOR	50	65	15	25	25	x		x	x	x	x
5	51	Michael REA	48	67	2	8	7	x		13	7	13	x
6	72	Connor BEHAN	45	70	3	x	x	25		x	x	x	20
7	3	Daniel ANNETT	42	73	3	9	8	x		7	9	9	x
8	40	Wayne HALL	31	84	11	x	x	x		3	16	8	4
9	75	Barry SHEEHAN	31	84	0	x	x	x		10	10	11	x
10	4	Dan KNEEN	29	86	2	x	x	13		x	x	x	16
11	1	Mark HANNA	29	86	0	16	x	x		x	x	x	13
12	5	Marty LENNON	27	88	2	11	16	x		x	x	x	x
13	37	Thomas MOLLOY	27	88	0	x	x	x		9	11	7	x
14	19	Drew JAMISON	26	89	1	13	13	x		x	x	x	x
15	44	Jamie HAMILTON	25	90	1	x	x	x		x	x	x	25
16	70	Kia McGREEVY	23	92	2	6	6	x		11	x	x	x
17	9	Gary KEEP	22	93	1	1	2	x		8	8	3	x
18	64	Stephen McKNIGHT	20	95	2	x	x	20		x	x	x	x
19	93	Mark McCONVILLE	19	96	1	x	x	x		5	4	10	x
20	57	Ian MORRELL	16	99	3	x	x	16		x	x	x	x
21	171	Brian COOMEY	16	99	0	7	9	x		x	x	x	x
22	80	Chris HILLIS	13	102	3	x	x	x		1	6	6	x
23	96	Scott FITZGERALD	13	102	0	x	x	x		6	2	5	x
24	172	Gareth KEYS	11	104	2	x	x	x		x	x	x	11
25	91	Des BUTLER	11	104	0	x	x	x		4	3	4	x
26	23	Michal DOKOUPIL	10	105	1	x	x	x		x	x	x	10
27	28	Paul GARTLAND	9	106	1	x	x	x		x	x	x	9
28	34	Andrew McMULLAN	9	106	0	4	5	x		x	x	x	x
29	82	Jonny HANNA	9	106	0	5	4	x		x	x	x	x
30	33	Sam DUNLOP	8	107	1	x	x	x		x	x	x	8
31	62	Sean CONNOLLY	7	108	1	x	x	x		x	x	x	7
32	555	Paul HURLEY	7	108	0	x	x	x		x	5	2	x
33	97	William HARA	6	109	1	x	x	x		x	x	x	6
34	76	Craig RINGLAND	6	109	0	3	3	x		x	x	x	x
35	217	Gary MILLER	5	110	1	x	x	x		x	x	x	5
36	153	Noel BERTRAM	3	112	2	x	x	x		x	x	x	3
37	10	Kevin BAKER	2	113	1	x	x	x		2	x	x	x
38	12	Luke HAZLETT	2	113	0	2	x	x		x	x	x	x
39	72	Ben MULLANE	1	114	1	x	x	x		x	1	x	x
40	87	Joe BROPHY	1	114	0	x	x	x		x	x	1	x
41	54	Johnny McCAY	1	114	0	x	1	x		x	x	x	x

Event Legend

#1	21/04/2014	IRISH CHAMPIONSHIP R4 - Kirkistown	#3	24/05/2014	IRISH CHAMPIONSHIP R6-Mondello Park Int
#2	02/05/2014	AROUND A POUND TANDRAGEE 100	#4	27/06/2014	H2 ENGINEERING BUSH ROAD RACE

ROAD RACE - ULSTER SUPERTWIN

2014

Pos	No.	Name	Total	Diff	Gap	#1	#2	#3
						R1	R1	R1
1	72	Connor BEHAN	58	0	0	13	25	20
2	44	Jamie HAMILTON	41	17	17	16	x	25
3	4	Dan KNEEN	29	29	12	x	13	16
4	3	Michael DUNLOP	25	33	4	25	x	x
5	57	Ian MORRELL	22	36	3	6	16	x
6	23	Michal DOKOUPIL	21	37	1	11	x	10
7	64	Stephen McKNIGHT	20	38	1	x	20	x
8	52	James COWTON	20	38	0	20	x	x
9	172	Gareth KEYS	15	43	5	4	x	11
10	1	Mark HANNA	13	45	2	x	x	13
11	65	Michael SWEENEY	10	48	3	10	x	x
12	28	Paul GARTLAND	10	48	0	1	x	9
13	96	Andy FARRELL	9	49	1	9	x	x
14	62	Sean CONNOLLY	9	49	0	2	x	7
15	33	Sam DUNLOP	8	50	1	x	x	8
16	71	Davy MORGAN	8	50	0	8	x	x
17	41	Ben REA	7	51	1	7	x	x
18	97	William HARA	6	52	1	x	x	6
19	217	Gary MILLER	5	53	1	x	x	5
20	84	Maria COSTELLO	5	53	0	5	x	x
21	40	Wayne HALL	4	54	1	x	x	4
22	153	Noel BERTRAM	3	55	1	x	x	3
23	10	Andy LAWSON	3	55	0	3	x	x

Event Legend

#1	25/04/2014	KDM HIRE COOKSTOWN 100	#3	27/06/2014	H2 ENGINEERING BUSH ROAD RACE
#2	02/05/2014	AROUND A POUND TANDRAGEE 100			