

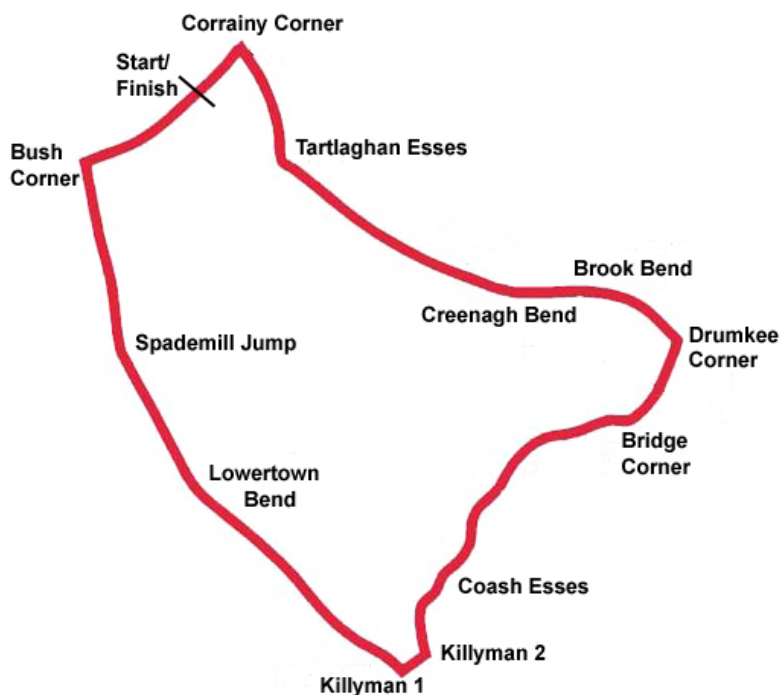


Friday 27th & Saturday 28th June 2014

promoted by Dungannon & District MCC
www.bushroadraces.com



Bush Circuit 3.3078 miles



LAP RECORDS

Class	Rider	Machine	m s	mph	Year
125cc	William Dunlop	Honda	2 23.443	83.016	2010
Moto 3	Barry Davidson	Honda 250	2 34.912	76.870	2012
Moto 450	Ryan Farquhar	Kawasaki	2 25.763	81.695	2012
250cc	William Dunlop	Honda	2 18.280	86.116	2010
Supersport 400	Joe Phillips	Kawasaki	2 30.508	79.119	2008
Supertwin	Ryan Farquhar	Kawasaki 650	2 20.647	84.666	2011
Supersport	Ryan Farquhar	Kawasaki	2 13.647	89.101	2011
Superbike	Ryan Farquhar	Kawasaki 600	2 11.200	90.763	2011
Senior Support	Craig Shirlaw	Kawasaki 600	2 20.505	84.752	2010
Junior Support	Dean Harrison	Kawasaki 650	2 27.141	80.930	2010
Classic 1000cc	Robert McCrum	Norton Weslake 950	2 31.924	78.382	2010
Classic 500cc	Neill McWhirter	Norton	2 31.551	78.575	2010
Classic 350cc	Adrian McFarland	Honda	2 40.433	74.225	2008
Classic 250cc	Barry Davidson	Honda 198	2 50.292	69.927	2010

MOST WINS at BUSH ROAD RACE

Ryan Farquhar	16	2008-12
William Dunlop	5	2010-11
Barry Davidson	4	2008-12
Conor Cummins	3	2007
Nigel Moore	3	2007-09

ALL TIME IRISH ROAD RACE WINNERS (after Kells 2014)

Most Wins at All Irish Road Race Meetings

1.	Ryan Farquhar	201	1995-14
2.	Joey Dunlop	156	1971-00
3.	Robert Dunlop	135	1980-08
4.	Ray McCullough	109	1960-82
	Phillip McCallen	109	1987-99
6.	William Dunlop	95	2005-14
7.	Michael Dunlop	85	2006-14
8.	Brian Reid	78	1980-94
9.	Darran Lindsay	74	1999-06
10.	James Courtney	66	1992-99

H2 Engineering Bush Road Race



SUPERSPORT


Supersport Qualifying

Friday, 27 June 2014

Pos	Class	No	Name	Machine / Sponsor	----- Best Lap -----			Laps
					Time	Behind	Speed	
Qualifying Classification								
1	SSPR	44	Jamie HAMILTON	Honda - Wilson Craig Racing	2:17.525		86.588	4
2	SSPR	4	Dan KNEEN	Honda - Cookstown BE Racing	2:19.963	2.438	85.080	3
3	SSPR	65	Michael SWEENEY	Yamaha - Tracblast	2:21.335	3.810	84.254	3
4	SSPR	33	Mark HANNA	Triumph 675 - Roy Hanna Motors	2:21.757	4.232	84.003	4
5	SSPR	72	Connor BEHAN	Kawasaki - KMR / SGS International	2:22.450	4.925	83.595	3
6	SSPR	93	Paul CRANSTON	Honda - P & J Fuel Haulage	2:23.408	5.883	83.036	4
7	SSPR	97	Seamus ELLIOTT	Yamaha - D & G W Racing	2:23.882	6.357	82.763	4
8	SSPR	73	James KELLY	Yamaha - Lifewest	2:24.503	6.978	82.407	4
9	SSPR	28	Paul GARTLAND	Suzuki - Hotties	2:25.320	7.795	81.944	4
10	SSPR	23	Michal DOKOUPIL	Yamaha - R T & E Racing	2:25.777	8.252	81.687	4
11	SSPR	13	Neil LYONS	Yamaha - Amigo	2:27.787	10.262	80.576	3
12	SSPR	61	Paul JORDAN	Honda - Moira MRC	2:30.733	13.208	79.001	3
13	SSPR	80	Phill ARCHER	Yamaha	2:31.805	14.280	78.443	3
14	SSPR	117	Gary MILLER	Suzuki - RMC	2:32.416	14.891	78.129	2
15	SSPR	26	Dennis BOOTH	Yamaha	2:32.617	15.092	78.026	2
16	SSPR	19	Davide ANSALDI	Yamaha - MotoMerchants.com	2:34.758	17.233	76.946	4
17	SSPR	36	Sam DUNLOP	Yamaha - NJT Racing	2:35.458	17.933	76.600	3
18	SSPR	68	Gareth EVANS	Suzuki - Joe Evans Garage	2:36.076	18.551	76.297	4
19	SSPR	5	Thomas MAXWELL	Yamaha	2:37.176	19.651	75.763	3
20	SSPR	70	Brendan MERRIGAN	Yamaha - Specials	2:38.331	20.806	75.210	3
21	SSPR	173	John ELLA	Triumph 675	2:38.938	21.413	74.923	4
22	SSPR	14	Rodney LITTLE	Yamaha	2:39.329	21.804	74.739	4
23	SSPR	60	George SCOTT	Honda	2:40.183	22.658	74.340	4
24	SSPR	57	Adrian LOGUE	Suzuki	2:42.778	25.253	73.155	3
25	SSPR	43	Stephen DEGNAN	Suzuki	2:45.519	27.994	71.944	4

Provisional result to be confirmed by the Stewards of the Meeting subject to completion of technical inspections & the time limit for protests

Page 1 / 1

Circuit	Bush	Signed		Organising Club	Dungannon & District MCC
Length(miles)	3.3078		Chief Timekeeper	Qualifying Started	19:22
Weather	Cloudy	Issued At:	19:35		
Track	Dry				



MCUI Ulster
Centre Timing
powered by
e-Laps timing software

www.elaps-timing.com



H2 Engineering Bush Road Race

SUPERSPORT

Supersport Qualifying

Friday, 27 June 2014

DETAILED RESULT



Qualifying Classification

Position

1 44 Jamie HAMILTON

Behind

Best Time **2:17.525** Best Speed **86.588** On **4** Gp **a**

Lap	Elapsed Time	Lap Time	Lap Speed
1	2:32.159	2:32.159	78.261
2	4:52.183	2:20.024	85.043
3	7:09.734	2:17.551	86.572
4	9:27.259	2:17.525	86.588

2 4 Dan KNEEN

Behind **2.438**

Best Time **2:19.963** Best Speed **85.080** On **3** Gp **a**

Lap	Elapsed Time	Lap Time	Lap Speed
1	2:39.863	2:39.863	74.489
2	5:06.648	2:26.785	81.126
3	7:26.611	2:19.963	85.080
4	9:48.455	2:21.844	83.952

3 65 Michael SWEENEY

Behind **3.810**

Best Time **2:21.335** Best Speed **84.254** On **3** Gp **a**

Lap	Elapsed Time	Lap Time	Lap Speed
1	2:40.121	2:40.121	74.369
2	5:04.473	2:24.352	82.493
3	7:25.808	2:21.335	84.254
4	9:49.390	2:23.582	82.936

4 33 Mark HANNA

Behind **4.232**

Best Time **2:21.757** Best Speed **84.003** On **4** Gp **a**

Lap	Elapsed Time	Lap Time	Lap Speed
1	3:18.466	3:18.466	60.001
2	5:45.086	2:26.620	81.217
3	8:09.472	2:24.386	82.474
4	10:31.229	2:21.757	84.003

5 72 Connor BEHAN

Behind **4.925**

Best Time **2:22.450** Best Speed **83.595** On **3** Gp **a**

Lap	Elapsed Time	Lap Time	Lap Speed
1	3:41.983	3:41.983	53.644
2	6:08.837	2:26.854	81.088
3	8:31.287	2:22.450	83.595
4	10:54.428	2:23.141	83.191

Qualifying Classification

Position

6 93 Paul CRANSTON

Behind **5.883**

Best Time **2:23.408** Best Speed **83.036** On **4** Gp **a**

Lap	Elapsed Time	Lap Time	Lap Speed
1	2:33.358	2:33.358	77.649
2	4:58.216	2:24.858	82.205
3	7:22.061	2:23.845	82.784
4	9:45.469	2:23.408	83.036

7 97 Seamus ELLIOTT

Behind **6.357**

Best Time **2:23.882** Best Speed **82.763** On **4** Gp **a**

Lap	Elapsed Time	Lap Time	Lap Speed
1	3:49.662	3:49.662	51.850
2	6:22.439	2:32.777	77.944
3	8:53.705	2:31.266	78.723
4	11:17.587	2:23.882	82.763

8 73 James KELLY

Behind **6.978**

Best Time **2:24.503** Best Speed **82.407** On **4** Gp **a**

Lap	Elapsed Time	Lap Time	Lap Speed
1	2:39.381	2:39.381	74.715
2	5:06.284	2:26.903	81.061
3	7:30.812	2:24.528	82.393
4	9:55.315	2:24.503	82.407

9 28 Paul GARTLAND

Behind **7.795**

Best Time **2:25.320** Best Speed **81.944** On **4** Gp **a**

Lap	Elapsed Time	Lap Time	Lap Speed
1	2:49.446	2:49.446	70.277
2	5:18.928	2:29.482	79.662
3	7:52.054	2:33.126	77.767
4	10:17.374	2:25.320	81.944

10 23 Michal DOKOUPIL

Behind **8.252**

Best Time **2:25.777** Best Speed **81.687** On **4** Gp **a**

Lap	Elapsed Time	Lap Time	Lap Speed
1	3:05.458	3:05.458	64.209
2	5:36.325	2:30.867	78.931
3	8:03.837	2:27.512	80.726
4	10:29.614	2:25.777	81.687

H2 Engineering Bush Road Race

SUPERSPORT

Supersport Qualifying

Friday, 27 June 2014

DETAILED RESULT



Qualifying Classification

Position

11 13 Neil LYONS

Behind 10.262

Best Time 2:27.787 Best Speed 80.576 On 3 Gp a

Lap	Elapsed Time	Lap Time	Lap Speed
1	2:49.094	2:49.094	70.423
2	5:18.649	2:29.555	79.623
3	7:46.436	2:27.787	80.576
4	10:14.799	2:28.363	80.263

12 61 Paul JORDAN

Behind 13.208

Best Time 2:30.733 Best Speed 79.001 On 3 Gp a

Lap	Elapsed Time	Lap Time	Lap Speed
1	3:01.706	3:01.706	65.535
2	5:47.812	2:46.106	71.690
3	8:18.545	2:30.733	79.001
4	11:03.368	2:44.823	72.248

13 80 Phill ARCHER

Behind 14.280

Best Time 2:31.805 Best Speed 78.443 On 3 Gp a

Lap	Elapsed Time	Lap Time	Lap Speed
1	3:12.014	3:12.014	62.017
2	5:49.203	2:37.189	75.756
3	8:21.008	2:31.805	78.443
4	10:54.232	2:33.224	77.717

14 117 Gary MILLER

Behind 14.891

Best Time 2:32.416 Best Speed 78.129 On 2 Gp a

Lap	Elapsed Time	Lap Time	Lap Speed
1	3:10.067	3:10.067	62.652
2	5:42.483	2:32.416	78.129
3	8:17.622	2:35.139	76.757
4	10:51.432	2:33.810	77.421

15 26 Dennis BOOTH

Behind 15.092

Best Time 2:32.617 Best Speed 78.026 On 2 Gp a

Lap	Elapsed Time	Lap Time	Lap Speed
1	3:10.469	3:10.469	62.520
2	5:43.086	2:32.617	78.026
3	8:17.762	2:34.676	76.987
4	10:50.885	2:33.123	77.768

Qualifying Classification

Position

16 19 Davide ANSALDI

Behind 17.233

Best Time 2:34.758 Best Speed 76.946 On 4 Gp a

Lap	Elapsed Time	Lap Time	Lap Speed
1	4:00.029	4:00.029	49.611
2	6:38.191	2:38.162	75.290
3	9:13.406	2:35.215	76.720
4	11:48.164	2:34.758	76.946

17 36 Sam DUNLOP

Behind 17.933

Best Time 2:35.458 Best Speed 76.600 On 3 Gp a

Lap	Elapsed Time	Lap Time	Lap Speed
1	4:02.646	4:02.646	49.076
2	6:41.703	2:39.057	74.867
3	9:17.161	2:35.458	76.600
4	11:55.148	2:37.987	75.374

18 68 Gareth EVANS

Behind 18.551

Best Time 2:36.076 Best Speed 76.297 On 4 Gp a

Lap	Elapsed Time	Lap Time	Lap Speed
1	3:46.091	3:46.091	52.669
2	6:24.940	2:38.849	74.965
3	9:07.961	2:43.021	73.046
4	11:44.037	2:36.076	76.297

19 5 Thomas MAXWELL

Behind 19.651

Best Time 2:37.176 Best Speed 75.763 On 3 Gp a

Lap	Elapsed Time	Lap Time	Lap Speed
1	3:01.477	3:01.477	65.618
2	5:40.042	2:38.565	75.099
3	8:17.218	2:37.176	75.763

20 70 Brendan MERRIGAN

Behind 20.806

Best Time 2:38.331 Best Speed 75.210 On 3 Gp a

Lap	Elapsed Time	Lap Time	Lap Speed
1	3:57.929	3:57.929	50.049
2	6:39.761	2:41.832	73.583
3	9:18.092	2:38.331	75.210
4	11:56.662	2:38.570	75.097

H2 Engineering Bush Road Race

SUPERSPORT

Supersport Qualifying

Friday, 27 June 2014

DETAILED RESULT



Qualifying Classification

Position

21 173 John ELLA

Behind 21.413

Best Time 2:38.938 Best Speed 74.923 On 4 Gp a

Lap	Elapsed Time	Lap Time	Lap Speed
1	3:38.267	3:38.267	54.557
2	6:22.323	2:44.056	72.585
3	9:01.790	2:39.467	74.674
4	11:40.728	2:38.938	74.923

22 14 Rodney LITTLE

Behind 21.804

Best Time 2:39.329 Best Speed 74.739 On 4 Gp a

Lap	Elapsed Time	Lap Time	Lap Speed
1	3:50.126	3:50.126	51.746
2	6:33.812	2:43.686	72.750
3	9:15.319	2:41.507	73.731
4	11:54.648	2:39.329	74.739

23 60 George SCOTT

Behind 22.658

Best Time 2:40.183 Best Speed 74.340 On 4 Gp a

Lap	Elapsed Time	Lap Time	Lap Speed
1	3:28.314	3:28.314	57.164
2	6:13.250	2:44.936	72.198
3	8:55.104	2:41.854	73.573
4	11:35.287	2:40.183	74.340

24 57 Adrian LOGUE

Behind 25.253

Best Time 2:42.778 Best Speed 73.155 On 3 Gp a

Lap	Elapsed Time	Lap Time	Lap Speed
1	4:04.267	4:04.267	48.750
2	6:50.427	2:46.160	71.666
3	9:33.205	2:42.778	73.155

25 43 Stephen DEGNAN

Behind 27.994

Best Time 2:45.519 Best Speed 71.944 On 4 Gp a

Lap	Elapsed Time	Lap Time	Lap Speed
1	3:34.141	3:34.141	55.609
2	6:24.400	2:50.259	69.941
3	9:11.016	2:46.616	71.470
4	11:56.535	2:45.519	71.944

H2 ENGINEERING BUSH ROAD RACE

SUPERSPORT

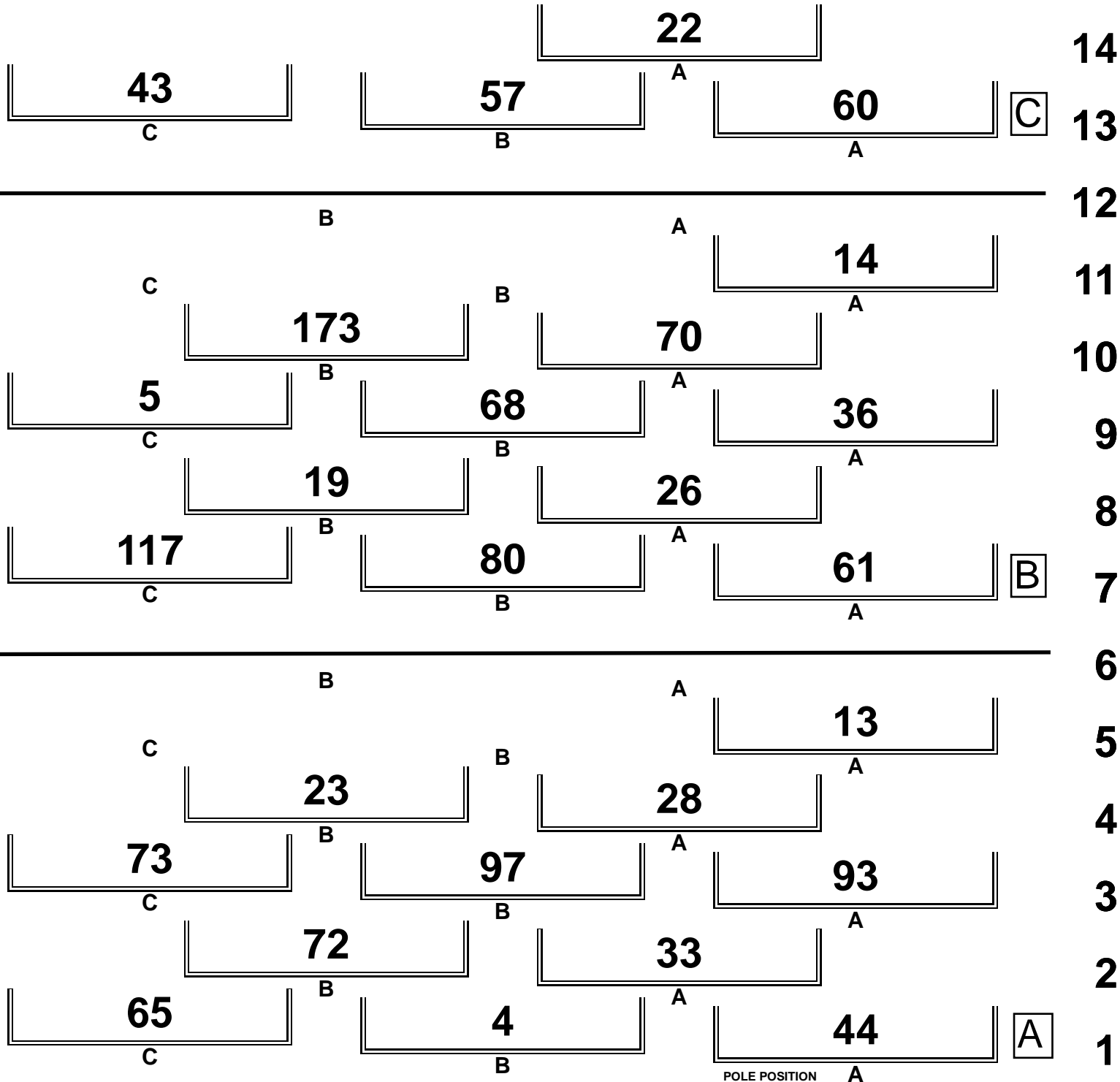
Bush 3.308 miles

R4: Horta Soils / CRL Supersport

28/06/2014 12:30

Race (8 Laps)

RACE 4 - SUPERSPORT



H2 Engineering Bush Road Race

SUPERSPORT

Race 4 - Horta Soils / CRL Supersport

Saturday, 28 June 2014



Pos	Class	No	Name	Machine / Sponsor	Gp	Laps	Total Time	Behind	Speed	-----Best Lap-----		
										Time	Speed	On
Race Classification												
1	SSPR	44	Jamie HAMILTON	Honda - Wilson Craig Racing	a	8	18:00.358		88.179	2:13.270	89.353	2
2	SSPR	4	Dan KNEEN	Honda - Cookstown BE Racing	a	8	18:22.882	22.524	86.378	2:15.982	87.571	5
3	SSPR	65	Michael SWEENEY	Yamaha - Tracblast	a	8	18:47.187	46.829	84.515	2:18.837	85.770	5
4	SSPR	93	Paul CRANSTON	Honda - P & J Fuel Haulage	a	8	18:56.470	56.112	83.825	2:21.050	84.425	4
5	SSPR	23	Michal DOKOUPIL	Yamaha - R T & E Racing	a	8	19:15.537	1:15.179	82.442	2:22.120	83.789	6
6	SSPR	61	Paul JORDAN	Honda - Moira MRC	b	8	19:19.273	1:18.915	82.176	2:22.512	83.558	8
7	SSPR	28	Paul GARTLAND	Suzuki - Hotties	a	8	19:27.342	1:26.984	81.608	2:24.071	82.654	2
8	SSPR	73	James KELLY	Honda - Lifewest	a	8	19:29.472	1:29.114	81.460	2:23.108	83.210	8
9	SSPR	22	Stephen McILVENNA	Yamaha	c	8	19:33.101	1:32.743	81.208	2:22.768	83.409	8
10	SSPR	26	Dennis BOOTH	Yamaha	b	8	19:33.689	1:33.331	81.167	2:21.649	84.068	8
11	SSPR	117	Gary MILLER	Suzuki - RMC	b	8	19:44.460	1:44.102	80.429	2:26.828	81.102	3
12	SSPR	19	Davide ANSALDI	Yamaha - MotoMerchants.com	b	8	19:45.777	1:45.419	80.339	2:27.080	80.963	6
13	SSPR	80	Phil ARCHER	Yamaha	b	8	19:46.589	1:46.231	80.284	2:25.836	81.654	5
14	SSPR	173	John ELLA	Triumph 675	b	8	19:46.715	1:46.357	80.276	2:25.849	81.647	4
15	SSPR	36	Sam DUNLOP	Yamaha - NJT Racing	b	7	18:10.539	1 Lap	76.436	2:33.358	77.649	2
16	SSPR	14	Rodney LITTLE	Yamaha	b	7	18:11.051	0.512	76.400	2:33.372	77.642	2

Fastest Lap / New Lap Record 89.353 mph (Previously 89.101 mph)


SSPR	44	Jamie HAMILTON	Honda - Wilson Craig Racing	a						2:13.270	89.353	2
------	----	----------------	-----------------------------	---	--	--	--	--	--	----------	--------	---

Not Classified

DNF	SSPR	70	Brendan MERRIGAN	Yamaha - Specials	b	4	9:58.725	4 Laps	79.556	2:25.570	81.803	4
DNF	SSPR	60	George SCOTT	Honda	c	2	5:22.362	6 Laps	73.880	2:37.687	75.517	2

Provisional result to be confirmed by the Stewards of the Meeting subject to completion of technical inspections & the time limit for protests

Page 1 / 1

Circuit	Bush	Signed		Organising Club	Dungannon & District MCC
Length(miles)	3.3078		Chief Timekeeper	Race Started	17:48
Weather	Bright	Issued At:	18:11	Gp Time Diff - b 11.22 / c 11.22	
Track	Dry				



MCUI Ulster
Centre Timing
powered by
e-Laps timing software

www.elaps-timing.com



H2 Engineering Bush Road Race

SUPERSPORT

Race 4 - Horta Soils / CRL Supersport

Saturday, 28 June 2014

DETAILED RESULT



Race Classification

1 44 Jamie HAMILTON

Total Time **18:00.358** Avg Speed **88.179** Behind
Best Time **2:13.270** Best Speed **89.353** On **2** Gp **a**

Lap	Elapsed Time	Lap Time	Lap Speed
1	2:18.777	2:18.777	85.807
2	4:32.047	2:13.270	89.353
3	6:45.652	2:13.605	89.129
4	8:58.987	2:13.335	89.309
5	11:12.923	2:13.936	88.909
6	13:27.497	2:14.574	88.487
7	15:43.568	2:16.071	87.514
8	18:00.358	2:16.790	87.054

2 4 Dan KNEEN

Total Time **18:22.882** Avg Speed **86.378** Behind **22.524**
Best Time **2:15.982** Best Speed **87.571** On **5** Gp **a**

Lap	Elapsed Time	Lap Time	Lap Speed
1	2:20.180	2:20.180	84.948
2	4:37.482	2:17.302	86.729
3	6:56.096	2:18.614	85.908
4	9:13.176	2:17.080	86.870
5	11:29.158	2:15.982	87.571
6	13:46.742	2:17.584	86.551
7	16:04.662	2:17.920	86.340
8	18:22.882	2:18.220	86.153

3 65 Michael SWEENEY

Total Time **18:47.187** Avg Speed **84.515** Behind **46.829**
Best Time **2:18.837** Best Speed **85.770** On **5** Gp **a**

Lap	Elapsed Time	Lap Time	Lap Speed
1	2:23.725	2:23.725	82.853
2	4:44.378	2:20.653	84.663
3	7:05.327	2:20.949	84.485
4	9:25.576	2:20.249	84.907
5	11:44.413	2:18.837	85.770
6	14:04.242	2:19.829	85.162
7	16:24.813	2:20.571	84.712
8	18:47.187	2:22.374	83.639

Race Classification

4 93 Paul CRANSTON

Total Time **18:56.470** Avg Speed **83.825** Behind **56.112**
Best Time **2:21.050** Best Speed **84.425** On **4** Gp **a**

Lap	Elapsed Time	Lap Time	Lap Speed
1	2:27.315	2:27.315	80.834
2	4:48.368	2:21.053	84.423
3	7:09.566	2:21.198	84.336
4	9:30.616	2:21.050	84.425
5	11:52.255	2:21.639	84.073
6	14:13.484	2:21.229	84.318
7	16:34.682	2:21.198	84.336
8	18:56.470	2:21.788	83.985

5 23 Michal DOKOUPIL

Total Time **19:15.537** Avg Speed **82.442** Behind **1:15.179**
Best Time **2:22.120** Best Speed **83.789** On **6** Gp **a**

Lap	Elapsed Time	Lap Time	Lap Speed
1	2:29.429	2:29.429	79.691
2	4:53.228	2:23.799	82.811
3	7:18.732	2:25.504	81.840
4	9:43.465	2:24.733	82.276
5	12:07.101	2:23.636	82.905
6	14:29.221	2:22.120	83.789
7	16:51.820	2:22.599	83.507
8	19:15.537	2:23.717	82.858

6 61 Paul JORDAN

Total Time **19:19.273** Avg Speed **82.176** Behind **1:18.915**
Best Time **2:22.512** Best Speed **83.558** On **8** Gp **b**

Lap	Elapsed Time	Lap Time	Lap Speed
1	2:28.528	2:28.528	80.174
2	4:52.236	2:23.708	82.863
3	7:19.346	2:27.110	80.947
4	9:43.131	2:23.785	82.819
5	12:08.273	2:25.142	82.044
6	14:32.268	2:23.995	82.698
7	16:56.761	2:24.493	82.413
8	19:19.273	2:22.512	83.558



MCUI Ulster
Centre Timing
powered by
e-Laps timing software

www.elaps-timing.com



H2 Engineering Bush Road Race

SUPERSPORT

Race 4 - Horta Soils / CRL Supersport

Saturday, 28 June 2014

DETAILED RESULT



Race Classification

7 28 Paul GARTLAND

Total Time **19:27.342** Avg Speed **81.608** Behind **1:26.984**
Best Time **2:24.071** Best Speed **82.654** On **2** Gp **a**

Lap	Elapsed Time	Lap Time	Lap Speed
1	2:28.697	2:28.697	80.083
2	4:52.768	2:24.071	82.654
3	7:17.954	2:25.186	82.019
4	9:43.119	2:25.165	82.031
5	12:09.954	2:26.835	81.098
6	14:35.180	2:25.226	81.997
7	17:01.380	2:26.200	81.451
8	19:27.342	2:25.962	81.583

8 73 James KELLY

Total Time **19:29.472** Avg Speed **81.460** Behind **1:29.114**
Best Time **2:23.108** Best Speed **83.210** On **8** Gp **a**

Lap	Elapsed Time	Lap Time	Lap Speed
1	2:34.061	2:34.061	77.295
2	5:01.058	2:26.997	81.009
3	7:27.092	2:26.034	81.543
4	9:53.607	2:26.515	81.276
5	12:18.593	2:24.986	82.133
6	14:43.045	2:24.452	82.436
7	17:06.364	2:23.319	83.088
8	19:29.472	2:23.108	83.210

9 22 Stephen McILVENNA

Total Time **19:33.101** Avg Speed **81.208** Behind **1:32.743**
Best Time **2:22.768** Best Speed **83.409** On **8** Gp **c**

Lap	Elapsed Time	Lap Time	Lap Speed
1	2:34.442	2:34.442	77.104
2	5:01.382	2:26.940	81.040
3	7:29.046	2:27.664	80.643
4	9:55.252	2:26.206	81.447
5	12:22.633	2:27.381	80.798
6	14:46.546	2:23.913	82.745
7	17:10.333	2:23.787	82.818
8	19:33.101	2:22.768	83.409

Race Classification

10 26 Dennis BOOTH

Total Time **19:33.689** Avg Speed **81.167** Behind **1:33.331**
Best Time **2:21.649** Best Speed **84.068** On **8** Gp **b**

Lap	Elapsed Time	Lap Time	Lap Speed
1	2:32.043	2:32.043	78.320
2	5:00.684	2:28.641	80.113
3	7:29.618	2:28.934	79.955
4	9:56.563	2:26.945	81.038
5	12:22.968	2:26.405	81.337
6	14:49.138	2:26.170	81.467
7	17:12.040	2:22.902	83.330
8	19:33.689	2:21.649	84.068

11 117 Gary MILLER

Total Time **19:44.460** Avg Speed **80.429** Behind **1:44.102**
Best Time **2:26.828** Best Speed **81.102** On **3** Gp **b**

Lap	Elapsed Time	Lap Time	Lap Speed
1	2:33.269	2:33.269	77.694
2	5:01.237	2:27.968	80.477
3	7:28.065	2:26.828	81.102
4	9:55.187	2:27.122	80.940
5	12:22.565	2:27.378	80.800
6	14:50.027	2:27.462	80.754
7	17:17.208	2:27.181	80.908
8	19:44.460	2:27.252	80.869

12 19 Davide ANSALDI

Total Time **19:45.777** Avg Speed **80.339** Behind **1:45.419**
Best Time **2:27.080** Best Speed **80.963** On **6** Gp **b**

Lap	Elapsed Time	Lap Time	Lap Speed
1	2:31.603	2:31.603	78.548
2	5:00.429	2:28.826	80.013
3	7:29.130	2:28.701	80.081
4	9:56.373	2:27.243	80.874
5	12:23.868	2:27.495	80.735
6	14:50.948	2:27.080	80.963
7	17:18.163	2:27.215	80.889
8	19:45.777	2:27.614	80.670



MCUI Ulster
Centre Timing
powered by
e-Laps timing software

www.elaps-timing.com



H2 Engineering Bush Road Race

SUPERSPORT

Race 4 - Horta Soils / CRL Supersport

Saturday, 28 June 2014

DETAILED RESULT



Race Classification

13 80 Phil ARCHER

Total Time **19:46.589** Avg Speed **80.284** Behind **1:46.231**
Best Time **2:25.836** Best Speed **81.654** On **5** Gp **b**

Lap	Elapsed Time	Lap Time	Lap Speed
1	2:33.960	2:33.960	77.345
2	5:03.428	2:29.468	79.670
3	7:32.568	2:29.140	79.845
4	9:58.468	2:25.900	81.618
5	12:24.304	2:25.836	81.654
6	14:51.415	2:27.111	80.946
7	17:18.657	2:27.242	80.874
8	19:46.589	2:27.932	80.497

14 173 John ELLA

Total Time **19:46.715** Avg Speed **80.276** Behind **1:46.357**
Best Time **2:25.849** Best Speed **81.647** On **4** Gp **b**

Lap	Elapsed Time	Lap Time	Lap Speed
1	2:37.446	2:37.446	75.633
2	5:06.525	2:29.079	79.878
3	7:33.697	2:27.172	80.913
4	9:59.546	2:25.849	81.647
5	12:25.912	2:26.366	81.358
6	14:53.339	2:27.427	80.773
7	17:19.292	2:25.953	81.588
8	19:46.715	2:27.423	80.775

15 36 Sam DUNLOP

Total Time **18:10.539** Avg Speed **76.436** Behind **1 Lap**
Best Time **2:33.358** Best Speed **77.649** On **2** Gp **b**

Lap	Elapsed Time	Lap Time	Lap Speed
1	2:42.125	2:42.125	73.450
2	5:15.483	2:33.358	77.649
3	7:49.253	2:33.770	77.441
4	10:26.153	2:36.900	75.896
5	12:59.813	2:33.660	77.496
6	15:34.755	2:34.942	76.855
7	18:10.539	2:35.784	76.440

16 14 Rodney LITTLE

Total Time **18:11.051** Avg Speed **76.400** Behind **0.512**
Best Time **2:33.372** Best Speed **77.642** On **2** Gp **b**

Lap	Elapsed Time	Lap Time	Lap Speed
1	2:39.859	2:39.859	74.491
2	5:13.231	2:33.372	77.642
3	7:46.907	2:33.676	77.488
4	10:22.090	2:35.183	76.736
5	12:58.420	2:36.330	76.173
6	15:34.218	2:35.798	76.433
7	18:11.051	2:36.833	75.928

Not Classified

DNF 70 Brendan MERRIGAN

Total Time **9:58.725** Avg Speed **79.556** Behind **4 Laps**
Best Time **2:25.570** Best Speed **81.803** On **4** Gp **b**

Lap	Elapsed Time	Lap Time	Lap Speed
1	2:36.369	2:36.369	76.154
2	5:03.832	2:27.463	80.753
3	7:33.155	2:29.323	79.747
4	9:58.725	2:25.570	81.803

DNF 60 George SCOTT

Total Time **5:22.362** Avg Speed **73.880** Behind **6 Laps**
Best Time **2:37.687** Best Speed **75.517** On **2** Gp **c**

Lap	Elapsed Time	Lap Time	Lap Speed
1	2:44.675	2:44.675	72.313
2	5:22.362	2:37.687	75.517

H2 Engineering Bush Road Race

SUPERSPORT

Race 4 - Horta Soils / CRL Supersport

LAP CHART

**1**

No	Name	G	Elapsed Time	Lap Time
44	Jamie HAMILTON	a	2:18.777	2:18.777
4	Dan KNEEN	a	2:20.180	2:20.180
65	Michael SWEENEY	a	2:23.725	2:23.725
93	Paul CRANSTON	a	2:27.315	2:27.315
61	Paul JORDAN	b	2:28.528	2:28.528
28	Paul GARTLAND	a	2:28.697	2:28.697
23	Michal DOKOUPIL	a	2:29.429	2:29.429
19	Davide ANSALDI	b	2:31.603	2:31.603
26	Dennis BOOTH	b	2:32.043	2:32.043
117	Gary MILLER	b	2:33.269	2:33.269
80	Phil ARCHER	b	2:33.960	2:33.960
73	James KELLY	a	2:34.061	2:34.061
22	Stephen McILVENNA	c	2:34.442	2:34.442
70	Brendan MERRIGAN	b	2:36.369	2:36.369
173	John ELLA	b	2:37.446	2:37.446
14	Rodney LITTLE	b	2:39.859	2:39.859
36	Sam DUNLOP	b	2:42.125	2:42.125
60	George SCOTT	c	2:44.675	2:44.675

2

No	Name	G	Elapsed Time	Lap Time
44	Jamie HAMILTON	a	4:32.047	2:13.270
4	Dan KNEEN	a	4:37.482	2:17.302
65	Michael SWEENEY	a	4:44.378	2:20.653
93	Paul CRANSTON	a	4:48.368	2:21.053
61	Paul JORDAN	b	4:52.236	2:23.708
28	Paul GARTLAND	a	4:52.768	2:24.071
23	Michal DOKOUPIL	a	4:53.228	2:23.799
19	Davide ANSALDI	b	5:00.429	2:28.826
26	Dennis BOOTH	b	5:00.684	2:28.641
73	James KELLY	a	5:01.058	2:26.997
117	Gary MILLER	b	5:01.237	2:27.968
22	Stephen McILVENNA	c	5:01.382	2:26.940
80	Phil ARCHER	b	5:03.428	2:29.468
70	Brendan MERRIGAN	b	5:03.832	2:27.463
173	John ELLA	b	5:06.525	2:29.079
14	Rodney LITTLE	b	5:13.231	2:33.372
36	Sam DUNLOP	b	5:15.483	2:33.358
60	George SCOTT	c	5:22.362	2:37.687

3

No	Name	G	Elapsed Time	Lap Time
44	Jamie HAMILTON	a	6:45.652	2:13.605
4	Dan KNEEN	a	6:56.096	2:18.614
65	Michael SWEENEY	a	7:05.327	2:20.949
93	Paul CRANSTON	a	7:09.566	2:21.198
28	Paul GARTLAND	a	7:17.954	2:25.186
23	Michal DOKOUPIL	a	7:18.732	2:25.504
61	Paul JORDAN	b	7:19.346	2:27.110
73	James KELLY	a	7:27.092	2:26.034
117	Gary MILLER	b	7:28.065	2:26.828
22	Stephen McILVENNA	c	7:29.046	2:27.664
19	Davide ANSALDI	b	7:29.130	2:28.701
26	Dennis BOOTH	b	7:29.618	2:28.934
80	Phil ARCHER	b	7:32.568	2:29.140
70	Brendan MERRIGAN	b	7:33.155	2:29.323
173	John ELLA	b	7:33.697	2:27.172
14	Rodney LITTLE	b	7:46.907	2:33.676
36	Sam DUNLOP	b	7:49.253	2:33.770

4

No	Name	G	Elapsed Time	Lap Time
44	Jamie HAMILTON	a	8:58.987	2:13.335
4	Dan KNEEN	a	9:13.176	2:17.080
65	Michael SWEENEY	a	9:25.576	2:20.249
93	Paul CRANSTON	a	9:30.616	2:21.050
28	Paul GARTLAND	a	9:43.119	2:25.165
61	Paul JORDAN	b	9:43.131	2:23.785
23	Michal DOKOUPIL	a	9:43.465	2:24.733
73	James KELLY	a	9:53.607	2:26.515
117	Gary MILLER	b	9:55.187	2:27.122
22	Stephen McILVENNA	c	9:55.252	2:26.206
19	Davide ANSALDI	b	9:56.373	2:27.243
26	Dennis BOOTH	b	9:56.563	2:26.945
80	Phil ARCHER	b	9:58.468	2:25.900
70	Brendan MERRIGAN	b	9:58.725	2:25.570
173	John ELLA	b	9:59.546	2:25.849
14	Rodney LITTLE	b	10:22.090	2:35.183
36	Sam DUNLOP	b	10:26.153	2:36.900

5

No	Name	G	Elapsed Time	Lap Time
44	Jamie HAMILTON	a	11:12.923	2:13.936
4	Dan KNEEN	a	11:29.158	2:15.982
65	Michael SWEENEY	a	11:44.413	2:18.837
93	Paul CRANSTON	a	11:52.255	2:21.639
23	Michal DOKOUPIL	a	12:07.101	2:23.636
61	Paul JORDAN	b	12:08.273	2:25.142
28	Paul GARTLAND	a	12:09.954	2:26.835
73	James KELLY	a	12:18.593	2:24.986
117	Gary MILLER	b	12:22.565	2:27.378
22	Stephen McILVENNA	c	12:22.633	2:27.381
26	Dennis BOOTH	b	12:22.968	2:26.405
19	Davide ANSALDI	b	12:23.868	2:27.495
80	Phil ARCHER	b	12:24.304	2:25.836
173	John ELLA	b	12:25.912	2:26.366
14	Rodney LITTLE	b	12:58.420	2:36.330
36	Sam DUNLOP	b	12:59.813	2:33.660

6

No	Name	G	Elapsed Time	Lap Time
44	Jamie HAMILTON	a	13:27.497	2:14.574
4	Dan KNEEN	a	13:46.742	2:17.584
65	Michael SWEENEY	a	14:04.242	2:19.829
93	Paul CRANSTON	a	14:13.484	2:21.229
23	Michal DOKOUPIL	a	14:29.221	2:22.120
61	Paul JORDAN	b	14:32.268	2:23.995
28	Paul GARTLAND	a	14:35.180	2:25.226
73	James KELLY	a	14:43.045	2:24.452
22	Stephen McILVENNA	c	14:46.546	2:23.913
26	Dennis BOOTH	b	14:49.138	2:26.170
117	Gary MILLER	b	14:50.027	2:27.462
19	Davide ANSALDI	b	14:50.948	2:27.080
80	Phil ARCHER	b	14:51.415	2:27.111
173	John ELLA	b	14:53.339	2:27.427
14	Rodney LITTLE	b	15:34.218	2:35.798
36	Sam DUNLOP	b	15:34.755	2:34.942

H2 Engineering Bush Road Race

SUPERSPORT

Race 4 - Horta Soils / CRL Supersport

LAP CHART



7

No	Name	G	Elapsed Time	Lap Time
44	Jamie HAMILTON	a	15:43.568	2:16.071
4	Dan KNEEN	a	16:04.662	2:17.920
65	Michael SWEENEY	a	16:24.813	2:20.571
93	Paul CRANSTON	a	16:34.682	2:21.198
23	Michal DOKOUPIL	a	16:51.820	2:22.599
61	Paul JORDAN	b	16:56.761	2:24.493
28	Paul GARTLAND	a	17:01.380	2:26.200
73	James KELLY	a	17:06.364	2:23.319
22	Stephen McLIVENNA	c	17:10.333	2:23.787
26	Dennis BOOTH	b	17:12.040	2:22.902
117	Gary MILLER	b	17:17.208	2:27.181
19	Davide ANSALDI	b	17:18.163	2:27.215
80	Phil ARCHER	b	17:18.657	2:27.242
173	John ELLA	b	17:19.292	2:25.953
36	Sam DUNLOP	b	18:10.539	2:35.784
14	Rodney LITTLE	b	18:11.051	2:36.833

8

No	Name	G	Elapsed Time	Lap Time
44	Jamie HAMILTON	a	18:00.358	2:16.790
4	Dan KNEEN	a	18:22.882	2:18.220
65	Michael SWEENEY	a	18:47.187	2:22.374
93	Paul CRANSTON	a	18:56.470	2:21.788
23	Michal DOKOUPIL	a	19:15.537	2:23.717
61	Paul JORDAN	b	19:19.273	2:22.512
28	Paul GARTLAND	a	19:27.342	2:25.962
73	James KELLY	a	19:29.472	2:23.108
22	Stephen McLIVENNA	c	19:33.101	2:22.768
26	Dennis BOOTH	b	19:33.689	2:21.649
117	Gary MILLER	b	19:44.460	2:27.252
19	Davide ANSALDI	b	19:45.777	2:27.614
80	Phil ARCHER	b	19:46.589	2:27.932
173	John ELLA	b	19:46.715	2:27.423

ROAD RACE - IRISH SUPERSPORT

2014

Pos	No.	Name	Total	Diff	Gap	#1	#2	#3	#4
						R1	R1	R1	R1
1	44	Jamie HAMILTON	66	0	0	10	11	20	25
2	86	Derek McGEE	61	5	5	20	16	25	x
3	4	Dan KNEEN	42	24	19	11	x	11	20
4	65	Michael SWEENEY	42	24	0	6	7	13	16
5	73	James KELLY	42	24	0	9	9	16	8
6	6	William DUNLOP	38	28	4	13	25	x	x
7	97	Seamus ELLIOTT	28	38	10	8	10	10	x
8	72	Connor BEHAN	27	39	1	5	13	9	x
9	3	Michael DUNLOP	25	41	2	25	x	x	x
10	91	Keith AMOR	20	46	5	x	20	x	x
11	82	Derek SHEILS	16	50	4	16	x	x	x
12	93	Paul CRANSTON	13	53	3	x	x	x	13
13	161	Paul JORDAN	13	53	0	x	x	3	10
14	56	Sam WILSON	13	53	0	7	6	x	x
15	71	Davy MORGAN	12	54	1	4	8	x	x
16	96	Andy FARRELL	12	54	0	2	4	6	x
17	23	Michal DOKOUPIL	11	55	1	x	x	x	11
18	33	Mark HANNA	11	55	0	3	x	8	x
19	28	Paul GARTLAND	9	57	2	x	x	x	9
20	22	Stephen McILVENNA	7	59	2	x	x	x	7
21	122	Alan BONNER	7	59	0	x	x	7	x
22	26	Dennis BOOTH	7	59	0	x	x	1	6
23	117	Gary MILLER	5	61	2	x	x	x	5
24	61	John WALSH	5	61	0	x	x	5	x
25	31	Shaun ANDERSON	5	61	0	x	5	x	x
26	19	Davide ANSALDI	4	62	1	x	x	x	4
27	73	Wayne KIRWAN	4	62	0	x	x	4	x
28	80	Phill ARCHER	3	63	1	x	x	x	3
29	64	Stephen McKNIGHT	3	63	0	x	3	x	x
30	173	John ELLA	2	64	1	x	x	x	2
31	21	Alan CONNOR	2	64	0	x	x	2	x
32	63	David MULLIGAN	2	64	0	x	2	x	x
33	36	Sam DUNLOP	1	65	1	x	x	x	1
34	163	Tom ROBINSON	1	65	0	x	1	x	x
35	152	James COWTON	1	65	0	1	x	x	x

Event Legend

#1	25/04/2014	KDM HIRE COOKSTOWN 100	#3	21/06/2014	CAROLE NASH KELLS ROAD RACE
#2	02/05/2014	AROUND A POUND TANDRAGEE 100	#4	27/06/2014	H2 ENGINEERING BUSH ROAD RACE

ROAD RACE - ULSTER SUPERSPORT

2014

Pos	No.	Name	Total	Diff	Gap	#1	#2	#3
						R1	R1	R1
1	44	Jamie HAMILTON	46	0	0	10	11	25
2	6	William DUNLOP	38	8	8	13	25	x
3	86	Derek McGEE	36	10	2	20	16	x
4	4	Dan KNEEN	31	15	5	11	x	20
5	65	Michael SWEENEY	29	17	2	6	7	16
6	73	James KELLY	26	20	3	9	9	8
7	3	Michael DUNLOP	25	21	1	25	x	x
8	91	Keith AMOR	20	26	5	x	20	x
9	72	Connor BEHAN	18	28	2	5	13	x
10	97	Seamus ELLIOTT	18	28	0	8	10	x
11	82	Derek SHEILS	16	30	2	16	x	x
12	93	Paul CRANSTON	13	33	3	x	x	13
13	56	Sam WILSON	13	33	0	7	6	x
14	71	Davy MORGAN	12	34	1	4	8	x
15	23	Michal DOKOUPIL	11	35	1	x	x	11
16	61	Paul JORDAN	10	36	1	x	x	10
17	28	Paul GARTLAND	9	37	1	x	x	9
18	22	Stephen McILVENNA	7	39	2	x	x	7
19	26	Dennis BOOTH	6	40	1	x	x	6
20	96	Andy FARRELL	6	40	0	2	4	x
21	117	Gary MILLER	5	41	1	x	x	5
22	31	Shaun ANDERSON	5	41	0	x	5	x
23	19	Davide ANSALDI	4	42	1	x	x	4
24	80	Phill ARCHER	3	43	1	x	x	3
25	64	Stephen McKNIGHT	3	43	0	x	3	x
26	33	Mark HANNA	3	43	0	3	x	x
27	173	John ELLA	2	44	1	x	x	2
28	63	David MULLIGAN	2	44	0	x	2	x
29	36	Sam DUNLOP	1	45	1	x	x	1
30	163	Tom ROBINSON	1	45	0	x	1	x
31	152	James COWTON	1	45	0	1	x	x

Event Legend

#1	25/04/2014	KDM HIRE COOKSTOWN 100	#3	27/06/2014	H2 ENGINEERING BUSH ROAD RACE
#2	02/05/2014	AROUND A POUND TANDRAGEE 100			