



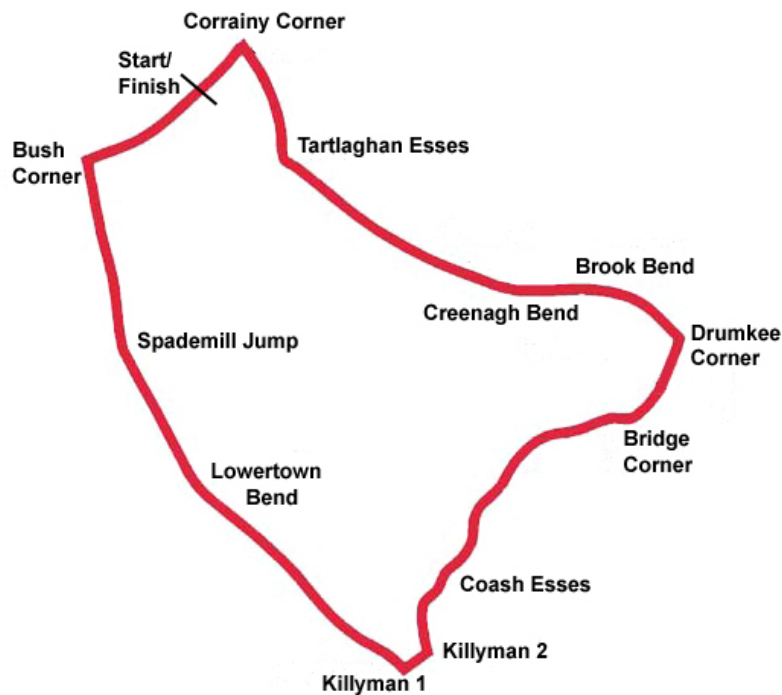
**Friday 27<sup>th</sup> & Saturday 28<sup>th</sup> June 2014**

**promoted by Dungannon & District MCC**  
[www.bushroadraces.com](http://www.bushroadraces.com)

**DUNGANNON & SOUTH TYRONE COUNCIL**  
**BUSH OPEN SUPERBIKE**  
**&**  
**H2 ENGINEERING**  
**GRAND FINAL**



# Bush Circuit 3.3078 miles



## LAP RECORDS

Class	Rider	Machine	m s	mph	Year
125cc	William Dunlop	Honda	2 23.443	83.016	2010
Moto 3	Barry Davidson	Honda 250	2 34.912	76.870	2012
Moto 450	Ryan Farquhar	Kawasaki	2 25.763	81.695	2012
250cc	William Dunlop	Honda	2 18.280	86.116	2010
Supersport 400	Joe Phillips	Kawasaki	2 30.508	79.119	2008
Supertwin	Ryan Farquhar	Kawasaki 650	2 20.647	84.666	2011
Supersport	Ryan Farquhar	Kawasaki	2 13.647	89.101	2011
Superbike	Ryan Farquhar	Kawasaki 600	2 11.200	90.763	2011
Senior Support	Craig Shirlaw	Kawasaki 600	2 20.505	84.752	2010
Junior Support	Dean Harrison	Kawasaki 650	2 27.141	80.930	2010
Classic 1000cc	Robert McCrum	Norton Weslake 950	2 31.924	78.382	2010
Classic 500cc	Neill McWhirter	Norton	2 31.551	78.575	2010
Classic 350cc	Adrian McFarland	Honda	2 40.433	74.225	2008
Classic 250cc	Barry Davidson	Honda 198	2 50.292	69.927	2010

## MOST WINS at BUSH ROAD RACE

Ryan Farquhar	16	2008-12
William Dunlop	5	2010-11
Barry Davidson	4	2008-12
Conor Cummins	3	2007
Nigel Moore	3	2007-09

## ALL TIME IRISH ROAD RACE WINNERS (after Kells 2014)

### Most Wins at All Irish Road Race Meetings

1.	Ryan Farquhar	201	1995-14
2.	Joey Dunlop	156	1971-00
3.	Robert Dunlop	135	1980-08
4.	Ray McCullough	109	1960-82
	Phillip McCallen	109	1987-99
6.	William Dunlop	95	2005-14
7.	Michael Dunlop	85	2006-14
8.	Brian Reid	78	1980-94
9.	Darran Lindsay	74	1999-06
10.	James Courtney	66	1992-99

# H2 Engineering Bush Road Race



## SUPERBIKE


### Superbike Qualifying

Friday, 27 June 2014

Pos	Class	No	Name	Machine / Sponsor	----- Best Lap -----			Laps	
					Time	Behind	Speed		
<b>Qualifying Classification</b>									
1	SBKR	44	Jamie HAMILTON	Honda - Wilson Craig Racing	2:14.675		88.421	3	4
2	SBKR	4	Dan KNEEN	Suzuki - Cookstown BE Racing	2:18.036	3.361	86.268	4	4
3	SBKR	65	Michael SWEENEY	Kawasaki - MJR Racing	2:18.709	4.034	85.849	2	4
4	SBKR	71	Davy MORGAN	Honda - Strangford Holiday Park	2:19.380	4.705	85.436	4	4
5	SBKR	33	Mark HANNA	Triumph 675 - Roy Hanna Motors	2:21.690	7.015	84.043	4	4
6	SBKR	97	Seamus ELLIOTT	Yamaha 600 - D & G W Racing	2:23.488	8.813	82.990	2	4
7	SBKR	93	Paul CRANSTON	Suzuki - P & J Fuel Haulage	2:24.552	9.877	82.379	4	4
8	SBKR	117	Gary MILLER	Suzuki 600 - RMC	2:27.987	13.312	80.467	4	4
9	SBKR	26	Dennis BOOTH	Yamaha 600	2:29.808	15.133	79.489	4	4
10	SBKR	80	Phill ARCHER	Yamaha 600	2:30.149	15.474	79.308	3	4
11	SBKR	31	Shaun ANDERSON	Suzuki - CN Racing	2:31.516	16.841	78.593	4	4
12	SBKR	68	Gareth EVANS	Suzuki 600 - Joe Evans Garage	2:32.738	18.063	77.964	3	4
13	SBKR	22	Stephen McLVENNA	Suzuki 650	2:33.210	18.535	77.724	3	4
14	SBKR	36	Sam DUNLOP	- AJT Racing	2:33.730	19.055	77.461	2	4
15	SBKR	43	Stephen DEGNAN	Suzuki	2:37.273	22.598	75.716	4	4
16	SBKR	131	Robert CAIRNS	Suzuki 750 - LR Tyres Racing	2:38.444	23.769	75.156	4	4

Provisional result to be confirmed by the Stewards of the Meeting subject to completion of technical inspections & the time limit for protests

Page 1 / 1

Circuit	<b>Bush</b>	Signed		Organising Club	<b>Dungannon &amp; District MCC</b>
Length(miles)	<b>3.3078</b>		Chief Timekeeper	Qualifying Started	<b>19:57</b>
Weather	<b>Cloudy</b>	Issued At:	20:14		
Track	<b>Dry</b>				



MCUI Ulster  
Centre Timing  
powered by  
e-Laps timing software

www.elaps-timing.com



# H2 Engineering Bush Road Race

## SUPERBIKE

### Superbike Qualifying

Friday, 27 June 2014

## DETAILED RESULT



### Qualifying Classification

Position

**1** 44 Jamie HAMILTON

Behind

Best Time **2:14.675** Best Speed **88.421** On **3** Gp **a**

Lap	Elapsed Time	Lap Time	Lap Speed
1	2:25.177	2:25.177	82.025
2	4:41.281	2:16.104	87.493
3	6:55.956	2:14.675	88.421
4	9:37.200	2:41.244	73.851

**2** 4 Dan KNEEN

Behind **3.361**

Best Time **2:18.036** Best Speed **86.268** On **4** Gp **a**

Lap	Elapsed Time	Lap Time	Lap Speed
1	2:34.012	2:34.012	77.319
2	4:57.018	2:23.006	83.270
3	7:19.926	2:22.908	83.327
4	9:37.962	2:18.036	86.268

**3** 65 Michael SWEENEY

Behind **4.034**

Best Time **2:18.709** Best Speed **85.849** On **2** Gp **a**

Lap	Elapsed Time	Lap Time	Lap Speed
1	4:02.934	4:02.934	49.018
2	6:21.643	2:18.709	85.849
3	8:41.399	2:19.756	85.206
4	11:03.746	2:22.347	83.655

**4** 71 Davy MORGAN

Behind **4.705**

Best Time **2:19.380** Best Speed **85.436** On **4** Gp **a**

Lap	Elapsed Time	Lap Time	Lap Speed
1	2:35.987	2:35.987	76.340
2	4:57.502	2:21.515	84.147
3	7:22.187	2:24.685	82.303
4	9:41.567	2:19.380	85.436

**5** 33 Mark HANNA

Behind **7.015**

Best Time **2:21.690** Best Speed **84.043** On **4** Gp **a**

Lap	Elapsed Time	Lap Time	Lap Speed
1	3:00.899	3:00.899	65.827
2	5:25.357	2:24.458	82.433
3	7:48.510	2:23.153	83.184
4	10:10.200	2:21.690	84.043

### Qualifying Classification

Position

**6** 97 Seamus ELLIOTT

Behind **8.813**

Best Time **2:23.488** Best Speed **82.990** On **2** Gp **a**

Lap	Elapsed Time	Lap Time	Lap Speed
1	3:54.337	3:54.337	50.816
2	6:17.825	2:23.488	82.990
3	8:48.531	2:30.706	79.015
4	11:12.521	2:23.990	82.701

**7** 93 Paul CRANSTON

Behind **9.877**

Best Time **2:24.552** Best Speed **82.379** On **4** Gp **a**

Lap	Elapsed Time	Lap Time	Lap Speed
1	2:32.328	2:32.328	78.174
2	4:57.282	2:24.954	82.151
3	7:22.085	2:24.803	82.236
4	9:46.637	2:24.552	82.379

**8** 117 Gary MILLER

Behind **13.312**

Best Time **2:27.987** Best Speed **80.467** On **4** Gp **a**

Lap	Elapsed Time	Lap Time	Lap Speed
1	4:05.780	4:05.780	48.450
2	6:34.862	2:29.082	79.876
3	9:05.239	2:30.377	79.188
4	11:33.226	2:27.987	80.467

**9** 26 Dennis BOOTH

Behind **15.133**

Best Time **2:29.808** Best Speed **79.489** On **4** Gp **a**

Lap	Elapsed Time	Lap Time	Lap Speed
1	3:07.778	3:07.778	63.416
2	5:38.929	2:31.151	78.783
3	8:09.302	2:30.373	79.190
4	10:39.110	2:29.808	79.489

**10** 80 Phill ARCHER

Behind **15.474**

Best Time **2:30.149** Best Speed **79.308** On **3** Gp **a**

Lap	Elapsed Time	Lap Time	Lap Speed
1	4:20.368	4:20.368	45.736
2	6:53.385	2:33.017	77.822
3	9:23.534	2:30.149	79.308
4	11:53.886	2:30.352	79.201

# H2 Engineering Bush Road Race

## SUPERBIKE

### Superbike Qualifying

Friday, 27 June 2014

## DETAILED RESULT



### Qualifying Classification

Position

**11** 31 Shaun ANDERSON

Behind 16.841

Best Time 2:31.516 Best Speed 78.593 On 4 Gp a

Lap	Elapsed Time	Lap Time	Lap Speed
1	3:32.593	3:32.593	56.014
2	6:07.031	2:34.438	77.106
3	8:39.970	2:32.939	77.862
4	11:11.486	2:31.516	78.593

**12** 68 Gareth EVANS

Behind 18.063

Best Time 2:32.738 Best Speed 77.964 On 3 Gp a

Lap	Elapsed Time	Lap Time	Lap Speed
1	3:17.029	3:17.029	60.438
2	5:50.580	2:33.551	77.551
3	8:23.318	2:32.738	77.964
4	10:56.077	2:32.759	77.953

**13** 22 Stephen McILVENNA

Behind 18.535

Best Time 2:33.210 Best Speed 77.724 On 3 Gp a

Lap	Elapsed Time	Lap Time	Lap Speed
1	3:07.914	3:07.914	63.370
2	5:43.115	2:35.201	76.727
3	8:16.325	2:33.210	77.724
4	10:52.810	2:36.485	76.097

**14** 36 Sam DUNLOP

Behind 19.055

Best Time 2:33.730 Best Speed 77.461 On 2 Gp a

Lap	Elapsed Time	Lap Time	Lap Speed
1	4:19.985	4:19.985	45.803
2	6:53.715	2:33.730	77.461
3	9:29.029	2:35.314	76.671
4	12:03.828	2:34.799	76.926

**15** 43 Stephen DEGNAN

Behind 22.598

Best Time 2:37.273 Best Speed 75.716 On 4 Gp a

Lap	Elapsed Time	Lap Time	Lap Speed
1	3:37.866	3:37.866	54.658
2	6:15.777	2:37.911	75.410
3	8:53.576	2:37.799	75.464
4	11:30.849	2:37.273	75.716

### Qualifying Classification

Position

**16** 131 Robert CAIRNS

Behind 23.769

Best Time 2:38.444 Best Speed 75.156 On 4 Gp a

Lap	Elapsed Time	Lap Time	Lap Speed
1	3:19.613	3:19.613	59.656
2	5:58.637	2:39.024	74.882
3	8:38.816	2:40.179	74.342
4	11:17.260	2:38.444	75.156

## H2 ENGINEERING BUSH ROAD RACE

SUPERBIKE

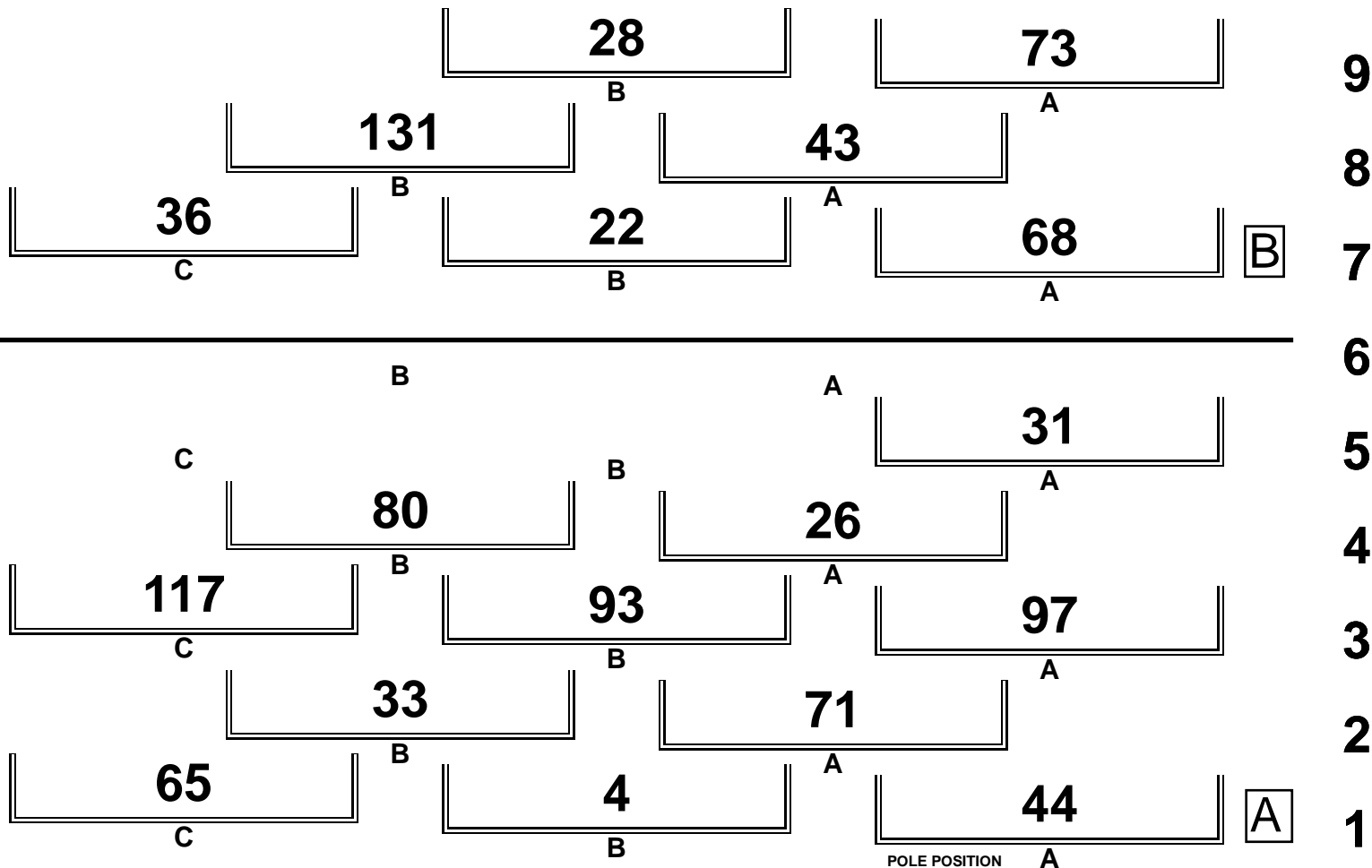
Bush 3.308 miles

R6: Dungannon & S Tyrone Council Bush Open Superbike

28/06/2014 13:50

Race (8 Laps)

### RACE 6 - BUSH OPEN



H2 ENGINEERING BUSH ROAD RACE

SUPERBIKE


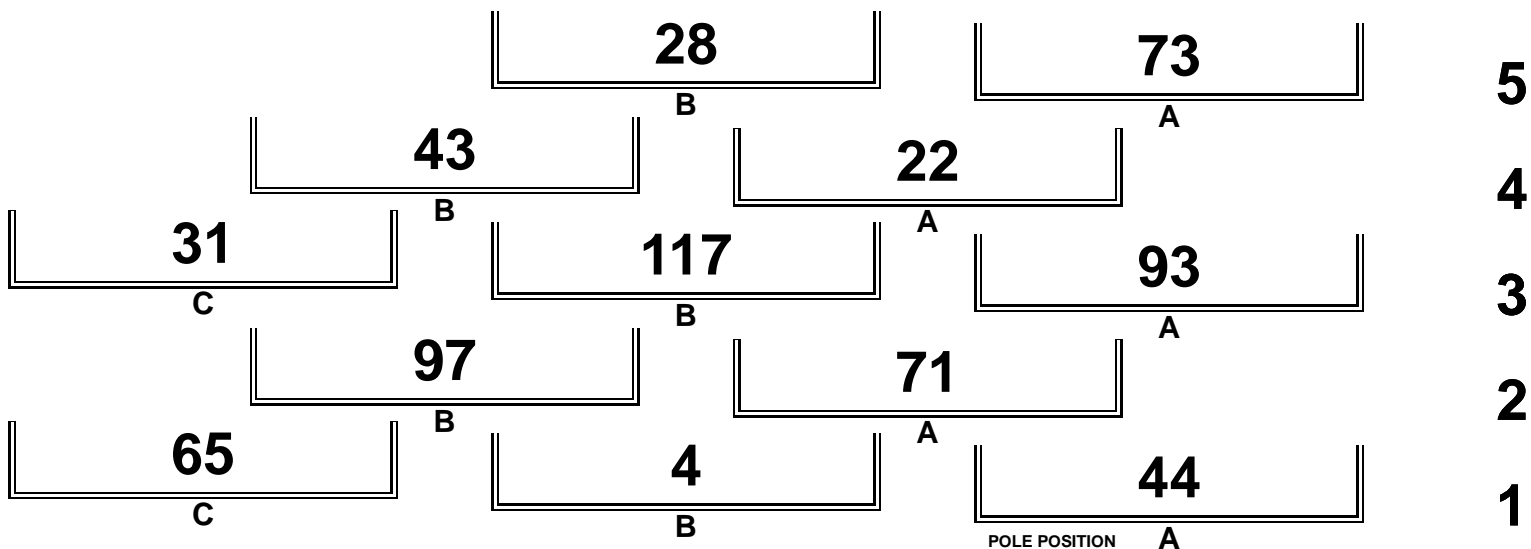
Bush 3.308 miles

R8: H2 Engineering Grand Final

28/06/2014 15:10

Race (10 Laps)

RACE 8 - GRAND FINAL



Promoted by Dungannon and District Motorcycle Club

Orbits

Provisional result to be confirmed by the Stewards of the Meeting subject to the completion of technical inspections and the time limit for protests  
MCUI (Ulster Centre) Timing @ www.elaps-timing.com

www.mylaps.com  
Licensed to: MCUI



# H2 Engineering Bush Road Race

## SUPERBIKE

### Race 6 - Dungannon & S Tyrone Council Bush Open

Saturday, 28 June 2014




Pos	Class	No	Name	Machine / Sponsor	Gp	Laps	Total Time	Behind	Speed	-----Best Lap-----		
										Time	Speed	On
<b>Race Classification</b>												
1	SBKR	44	Jamie HAMILTON	Honda - Wilson Craig Racing	a	8	17:55.929		88.542	2:12.753	89.701	2
2	SBKR	4	Dan KNEEN	Suzuki - Cookstown BE Racing	a	8	18:18.898	22.969	86.691	2:16.289	87.374	3
3	SBKR	65	Michael SWEENEY	Kawasaki - MJR Racing	a	8	18:19.218	23.289	86.666	2:15.066	88.165	5
4	SBKR	71	Davy MORGAN	Honda - CMS	a	8	18:19.537	23.608	86.641	2:15.033	88.186	5
5	SBKR	97	Seamus ELLIOTT	Kawasaki - D & G W Racing	a	8	18:27.645	31.716	86.006	2:16.244	87.403	3
6	SBKR	93	Paul CRANSTON	Honda 600 - P & J Fuel Haulage	a	8	19:00.761	1:04.832	83.510	2:21.234	84.315	3
7	SBKR	28	Paul GARTLAND	Suzuki 600 - Hotties	b	8	19:42.708	1:46.779	80.548	2:24.098	82.639	5
8	SBKR	22	Stephen McILVENNA	Yamaha 600	b	8	19:46.962	1:51.033	80.259	2:23.776	82.824	8
9	SBKR	117	Gary MILLER	Suzuki 600 - RMC	a	8	19:48.202	1:52.273	80.175	2:25.934	81.599	8
10	SBKR	80	Phill ARCHER	Yamaha 600	a	8	19:59.033	2:03.104	79.451	2:26.997	81.009	8
11	SBKR	26	Dennis BOOTH	Yamaha 600	a	8	19:59.471	2:03.542	79.422	2:27.027	80.992	8
12	SBKR	73	James KELLY	Honda 600 - Lifewest	b	8	19:59.974	2:04.045	79.389	2:25.212	82.005	7
13	SBKR	68	Gareth EVANS	Suzuki 600 - Joe Evans Garage	b	7	17:58.690	1 Lap	77.276	2:32.478	78.097	6
14	SBKR	131	Robert CAIRNS	Suzuki 750 - LR Tyres Racing	b	7	18:18.078	19.388	75.911	2:33.604	77.525	5
15	SBKR	43	Stephen DEGNAN	Suzuki	b	7	18:19.807	21.117	75.792	2:34.369	77.140	7

### Fastest Lap

SBKR	44	Jamie HAMILTON	Honda - Wilson Craig Racing	a						2:12.753	89.701	2
------	----	----------------	-----------------------------	---	--	--	--	--	--	----------	--------	---

Provisional result to be confirmed by the Stewards of the Meeting subject to completion of technical inspections & the time limit for protests

Page 1 / 1

Circuit	<b>Bush</b>	Signed		Organising Club	<b>Dungannon &amp; District MCC</b>
Length(miles)	<b>3.3078</b>		Chief Timekeeper	Race Started	<b>14:40</b>
Weather	<b>Bright</b>	Issued At:	15:00	Gp Time Diff - b	<b>12.89</b>
Track	<b>Dry</b>				



MCUI Ulster  
Centre Timing  
powered by  
e-Laps timing software

www.elaps-timing.com





# H2 Engineering Bush Road Race

## SUPERBIKE

Race 6 - Dungannon & S Tyrone Council Bush Open

Saturday, 28 June 2014

### DETAILED RESULT



#### Race Classification

##### **1** 44 Jamie HAMILTON

Total Time **17:55.929** Avg Speed **88.542** Behind  
Best Time **2:12.753** Best Speed **89.701** On **2** Gp **a**

Lap	Elapsed Time	Lap Time	Lap Speed
1	2:17.600	2:17.600	86.541
2	4:30.353	2:12.753	89.701
3	6:43.478	2:13.125	89.450
4	8:56.845	2:13.367	89.288
5	11:10.921	2:14.076	88.816
6	13:24.328	2:13.407	89.261
7	15:40.182	2:15.854	87.654
8	17:55.929	2:15.747	87.723

##### **2** 4 Dan KNEEN

Total Time **18:18.898** Avg Speed **86.691** Behind **22.969**  
Best Time **2:16.289** Best Speed **87.374** On **3** Gp **a**

Lap	Elapsed Time	Lap Time	Lap Speed
1	2:20.097	2:20.097	84.999
2	4:37.268	2:17.171	86.812
3	6:53.557	2:16.289	87.374
4	9:10.236	2:16.679	87.124
5	11:26.763	2:16.527	87.221
6	13:43.992	2:17.229	86.775
7	16:00.681	2:16.689	87.118
8	18:18.898	2:18.217	86.155

##### **3** 65 Michael SWEENEY

Total Time **18:19.218** Avg Speed **86.666** Behind **23.289**  
Best Time **2:15.066** Best Speed **88.165** On **5** Gp **a**

Lap	Elapsed Time	Lap Time	Lap Speed
1	2:22.823	2:22.823	83.376
2	4:40.055	2:17.232	86.773
3	6:56.189	2:16.134	87.473
4	9:11.683	2:15.494	87.886
5	11:26.749	2:15.066	88.165
6	13:44.435	2:17.686	86.487
7	16:01.230	2:16.795	87.051
8	18:19.218	2:17.988	86.298

#### Race Classification

##### **4** 71 Davy MORGAN

Total Time **18:19.537** Avg Speed **86.641** Behind **23.608**  
Best Time **2:15.033** Best Speed **88.186** On **5** Gp **a**

Lap	Elapsed Time	Lap Time	Lap Speed
1	2:22.515	2:22.515	83.557
2	4:39.755	2:17.240	86.768
3	6:55.951	2:16.196	87.433
4	9:12.339	2:16.388	87.310
5	11:27.372	2:15.033	88.186
6	13:44.472	2:17.100	86.857
7	16:00.957	2:16.485	87.248
8	18:19.537	2:18.580	85.929

##### **5** 97 Seamus ELLIOTT

Total Time **18:27.645** Avg Speed **86.006** Behind **31.716**  
Best Time **2:16.244** Best Speed **87.403** On **3** Gp **a**

Lap	Elapsed Time	Lap Time	Lap Speed
1	2:23.584	2:23.584	82.935
2	4:40.751	2:17.167	86.814
3	6:56.995	2:16.244	87.403
4	9:13.759	2:16.764	87.070
5	11:31.659	2:17.900	86.353
6	13:50.113	2:18.454	86.007
7	16:08.125	2:18.012	86.283
8	18:27.645	2:19.520	85.350

##### **6** 93 Paul CRANSTON

Total Time **19:00.761** Avg Speed **83.510** Behind **1:04.832**  
Best Time **2:21.234** Best Speed **84.315** On **3** Gp **a**

Lap	Elapsed Time	Lap Time	Lap Speed
1	2:26.648	2:26.648	81.202
2	4:48.696	2:22.048	83.831
3	7:09.930	2:21.234	84.315
4	9:31.719	2:21.789	83.985
5	11:53.948	2:22.229	83.725
6	14:15.665	2:21.717	84.027
7	16:38.318	2:22.653	83.476
8	19:00.761	2:22.443	83.599



MCUI Ulster  
Centre Timing  
powered by  
e-Laps timing software

[www.elaps-timing.com](http://www.elaps-timing.com)



# H2 Engineering Bush Road Race

## SUPERBIKE

Race 6 - Dungannon & S Tyrone Council Bush Open

Saturday, 28 June 2014

### DETAILED RESULT



#### Race Classification

##### **7** 28 Paul GARTLAND

Total Time **19:42.708** Avg Speed **80.548** Behind **1:46.779**  
Best Time **2:24.098** Best Speed **82.639** On **5** Gp **b**

Lap	Elapsed Time	Lap Time	Lap Speed
1	2:29.806	2:29.806	79.490
2	4:55.896	2:26.090	81.512
3	7:23.320	2:27.424	80.774
4	9:48.766	2:25.446	81.873
5	12:12.864	2:24.098	82.639
6	14:38.536	2:25.672	81.746
7	17:06.951	2:28.415	80.235
8	19:42.708	2:35.757	76.453

##### **8** 22 Stephen McILVENNA

Total Time **19:46.962** Avg Speed **80.259** Behind **1:51.033**  
Best Time **2:23.776** Best Speed **82.824** On **8** Gp **b**

Lap	Elapsed Time	Lap Time	Lap Speed
1	2:41.108	2:41.108	73.914
2	5:09.027	2:27.919	80.504
3	7:38.941	2:29.914	79.433
4	10:04.968	2:26.027	81.547
5	12:31.897	2:26.929	81.046
6	14:58.290	2:26.393	81.343
7	17:23.186	2:24.896	82.184
8	19:46.962	2:23.776	82.824

##### **9** 117 Gary MILLER

Total Time **19:48.202** Avg Speed **80.175** Behind **1:52.273**  
Best Time **2:25.934** Best Speed **81.599** On **8** Gp **a**

Lap	Elapsed Time	Lap Time	Lap Speed
1	2:35.596	2:35.596	76.532
2	5:04.694	2:29.098	79.867
3	7:33.132	2:28.438	80.223
4	10:02.258	2:29.126	79.852
5	12:29.085	2:26.827	81.103
6	14:55.076	2:25.991	81.567
7	17:22.268	2:27.192	80.902
8	19:48.202	2:25.934	81.599

#### Race Classification

##### **10** 80 Phill ARCHER

Total Time **19:59.033** Avg Speed **79.451** Behind **2:03.104**  
Best Time **2:26.997** Best Speed **81.009** On **8** Gp **a**

Lap	Elapsed Time	Lap Time	Lap Speed
1	2:34.621	2:34.621	77.015
2	5:06.077	2:31.456	78.624
3	7:36.817	2:30.740	78.997
4	10:06.585	2:29.768	79.510
5	12:35.723	2:29.138	79.846
6	15:04.405	2:28.682	80.091
7	17:32.036	2:27.631	80.661
8	19:59.033	2:26.997	81.009

##### **11** 26 Dennis BOOTH

Total Time **19:59.471** Avg Speed **79.422** Behind **2:03.542**  
Best Time **2:27.027** Best Speed **80.992** On **8** Gp **a**

Lap	Elapsed Time	Lap Time	Lap Speed
1	2:35.145	2:35.145	76.755
2	5:06.504	2:31.359	78.674
3	7:37.354	2:30.850	78.940
4	10:07.156	2:29.802	79.492
5	12:36.100	2:28.944	79.950
6	15:04.814	2:28.714	80.074
7	17:32.444	2:27.630	80.662
8	19:59.471	2:27.027	80.992

##### **12** 73 James KELLY

Total Time **19:59.974** Avg Speed **79.389** Behind **2:04.045**  
Best Time **2:25.212** Best Speed **82.005** On **7** Gp **b**

Lap	Elapsed Time	Lap Time	Lap Speed
1	2:41.802	2:41.802	73.597
2	5:11.114	2:29.312	79.753
3	7:43.324	2:32.210	78.235
4	10:14.083	2:30.759	78.988
5	12:41.364	2:27.281	80.853
6	15:08.631	2:27.267	80.860
7	17:33.843	2:25.212	82.005
8	19:59.974	2:26.131	81.489

##### **13** 68 Gareth EVANS

Total Time **17:58.690** Avg Speed **77.276** Behind **1 Lap**  
Best Time **2:32.478** Best Speed **78.097** On **6** Gp **b**

Lap	Elapsed Time	Lap Time	Lap Speed
1	2:36.115	2:36.115	76.278
2	5:08.711	2:32.596	78.037
3	7:42.191	2:33.480	77.587
4	10:16.997	2:34.806	76.923
5	12:51.308	2:34.311	77.169
6	15:23.786	2:32.478	78.097
7	17:58.690	2:34.904	76.874



MCUI Ulster  
Centre Timing  
powered by  
e-Laps timing software

[www.elaps-timing.com](http://www.elaps-timing.com)



# H2 Engineering Bush Road Race

## SUPERBIKE

Race 6 - Dungannon & S Tyrone Council Bush Open

Saturday, 28 June 2014

### DETAILED RESULT



#### Race Classification

#### 14 131 Robert CAIRNS

Total Time **18:18.078** Avg Speed **75.911** Behind **19.388**

Best Time **2:33.604** Best Speed **77.525** On **5** Gp **b**

Lap	Elapsed Time	Lap Time	Lap Speed
1	2:42.250	2:42.250	73.393
2	5:19.083	2:36.833	75.928
3	7:56.095	2:37.012	75.842
4	10:32.382	2:36.287	76.194
5	13:05.986	2:33.604	77.525
6	15:41.608	2:35.622	76.519
7	18:18.078	2:36.470	76.105

#### 15 43 Stephen DEGNAN

Total Time **18:19.807** Avg Speed **75.792** Behind **21.117**

Best Time **2:34.369** Best Speed **77.140** On **7** Gp **b**

Lap	Elapsed Time	Lap Time	Lap Speed
1	2:41.281	2:41.281	73.834
2	5:18.523	2:37.242	75.731
3	7:55.829	2:37.306	75.700
4	10:32.903	2:37.074	75.812
5	13:08.362	2:35.459	76.599
6	15:45.438	2:37.076	75.811
7	18:19.807	2:34.369	77.140



MCUI Ulster  
Centre Timing  
powered by  
e-Laps timing software

[www.elaps-timing.com](http://www.elaps-timing.com)



# H2 Engineering Bush Road Race

## SUPERBIKE

### Race 6 - Dungannon & S Tyrone Council Bush Open

## LAP CHART

**1**

No	Name	G	Elapsed Time	Lap Time
44	Jamie HAMILTON	a	2:17.600	2:17.600
4	Dan KNEEN	a	2:20.097	2:20.097
71	Davy MORGAN	a	2:22.515	2:22.515
65	Michael SWEENEY	a	2:22.823	2:22.823
97	Seamus ELLIOTT	a	2:23.584	2:23.584
93	Paul CRANSTON	a	2:26.648	2:26.648
28	Paul GARTLAND	b	2:29.806	2:29.806
80	Phill ARCHER	a	2:34.621	2:34.621
26	Dennis BOOTH	a	2:35.145	2:35.145
117	Gary MILLER	a	2:35.596	2:35.596
68	Gareth EVANS	b	2:36.115	2:36.115
22	Stephen McILVENNA	b	2:41.108	2:41.108
43	Stephen DEGNAN	b	2:41.281	2:41.281
73	James KELLY	b	2:41.802	2:41.802
131	Robert CAIRNS	b	2:42.250	2:42.250

**2**

No	Name	G	Elapsed Time	Lap Time
44	Jamie HAMILTON	a	4:30.353	2:12.753
4	Dan KNEEN	a	4:37.268	2:17.171
71	Davy MORGAN	a	4:39.755	2:17.240
65	Michael SWEENEY	a	4:40.055	2:17.232
97	Seamus ELLIOTT	a	4:40.751	2:17.167
93	Paul CRANSTON	a	4:48.696	2:22.048
28	Paul GARTLAND	b	4:55.896	2:26.090
117	Gary MILLER	a	5:04.694	2:29.098
80	Phill ARCHER	a	5:06.077	2:31.456
26	Dennis BOOTH	a	5:06.504	2:31.359
68	Gareth EVANS	b	5:08.711	2:32.596
22	Stephen McILVENNA	b	5:09.027	2:27.919
73	James KELLY	b	5:11.114	2:29.312
43	Stephen DEGNAN	b	5:18.523	2:37.242
131	Robert CAIRNS	b	5:19.083	2:36.833

**3**

No	Name	G	Elapsed Time	Lap Time
44	Jamie HAMILTON	a	6:43.478	2:13.125
4	Dan KNEEN	a	6:53.557	2:16.289
71	Davy MORGAN	a	6:55.951	2:16.196
65	Michael SWEENEY	a	6:56.189	2:16.134
97	Seamus ELLIOTT	a	6:56.995	2:16.244
93	Paul CRANSTON	a	7:09.930	2:21.234
28	Paul GARTLAND	b	7:23.320	2:27.424
117	Gary MILLER	a	7:33.132	2:28.438
80	Phill ARCHER	a	7:36.817	2:30.740
26	Dennis BOOTH	a	7:37.354	2:30.850
22	Stephen McILVENNA	b	7:38.941	2:29.914
68	Gareth EVANS	b	7:42.191	2:33.480
73	James KELLY	b	7:43.324	2:32.210
43	Stephen DEGNAN	b	7:55.829	2:37.306
131	Robert CAIRNS	b	7:56.095	2:37.012

**4**

No	Name	G	Elapsed Time	Lap Time
44	Jamie HAMILTON	a	8:56.845	2:13.367
4	Dan KNEEN	a	9:10.236	2:16.679
65	Michael SWEENEY	a	9:11.683	2:15.494
71	Davy MORGAN	a	9:12.339	2:16.388
97	Seamus ELLIOTT	a	9:13.759	2:16.764
93	Paul CRANSTON	a	9:31.719	2:21.789
28	Paul GARTLAND	b	9:48.766	2:25.446
117	Gary MILLER	a	10:02.258	2:29.126
22	Stephen McILVENNA	b	10:04.968	2:26.027
80	Phill ARCHER	a	10:06.585	2:29.768
26	Dennis BOOTH	a	10:07.156	2:29.802
73	James KELLY	b	10:14.083	2:30.759
68	Gareth EVANS	b	10:16.997	2:34.806
131	Robert CAIRNS	b	10:32.382	2:36.287
43	Stephen DEGNAN	b	10:32.903	2:37.074

**5**

No	Name	G	Elapsed Time	Lap Time
44	Jamie HAMILTON	a	11:10.921	2:14.076
65	Michael SWEENEY	a	11:26.749	2:15.066
4	Dan KNEEN	a	11:26.763	2:16.527
71	Davy MORGAN	a	11:27.372	2:15.033
97	Seamus ELLIOTT	a	11:31.659	2:17.900
93	Paul CRANSTON	a	11:53.948	2:22.229
28	Paul GARTLAND	b	12:12.864	2:24.098
117	Gary MILLER	a	12:29.085	2:26.827
22	Stephen McILVENNA	b	12:31.897	2:26.929
80	Phill ARCHER	a	12:35.723	2:29.138
26	Dennis BOOTH	a	12:36.100	2:28.944
73	James KELLY	b	12:41.364	2:27.281
68	Gareth EVANS	b	12:51.308	2:34.311
131	Robert CAIRNS	b	13:05.986	2:33.604
43	Stephen DEGNAN	b	13:08.362	2:35.459

**6**

No	Name	G	Elapsed Time	Lap Time
44	Jamie HAMILTON	a	13:24.328	2:13.407
4	Dan KNEEN	a	13:43.992	2:17.229
65	Michael SWEENEY	a	13:44.435	2:17.686
71	Davy MORGAN	a	13:44.472	2:17.100
97	Seamus ELLIOTT	a	13:50.113	2:18.454
93	Paul CRANSTON	a	14:15.665	2:21.717
28	Paul GARTLAND	b	14:38.536	2:25.672
117	Gary MILLER	a	14:55.076	2:25.991
22	Stephen McILVENNA	b	14:58.290	2:26.393
80	Phill ARCHER	a	15:04.405	2:28.682
26	Dennis BOOTH	a	15:04.814	2:28.714
73	James KELLY	b	15:08.631	2:27.267
68	Gareth EVANS	b	15:23.786	2:32.478
131	Robert CAIRNS	b	15:41.608	2:35.622
43	Stephen DEGNAN	b	15:45.438	2:37.076

# H2 Engineering Bush Road Race

## SUPERBIKE

### Race 6 - Dungannon & S Tyrone Council Bush Open

## LAP CHART



7

No	Name	G	Elapsed Time	Lap Time
44	Jamie HAMILTON	a	15:40.182	2:15.854
4	Dan KNEEN	a	16:00.681	2:16.689
71	Davy MORGAN	a	16:00.957	2:16.485
65	Michael SWEENEY	a	16:01.230	2:16.795
97	Seamus ELLIOTT	a	16:08.125	2:18.012
93	Paul CRANSTON	a	16:38.318	2:22.653
28	Paul GARTLAND	b	17:06.951	2:28.415
117	Gary MILLER	a	17:22.268	2:27.192
22	Stephen McILVENNA	b	17:23.186	2:24.896
80	Phill ARCHER	a	17:32.036	2:27.631
26	Dennis BOOTH	a	17:32.444	2:27.630
73	James KELLY	b	17:33.843	2:25.212
68	Gareth EVANS	b	17:58.690	2:34.904
131	Robert CAIRNS	b	18:18.078	2:36.470
43	Stephen DEGNAN	b	18:19.807	2:34.369

8

No	Name	G	Elapsed Time	Lap Time
44	Jamie HAMILTON	a	17:55.929	2:15.747
4	Dan KNEEN	a	18:18.898	2:18.217
65	Michael SWEENEY	a	18:19.218	2:17.988
71	Davy MORGAN	a	18:19.537	2:18.580
97	Seamus ELLIOTT	a	18:27.645	2:19.520
93	Paul CRANSTON	a	19:00.761	2:22.443
28	Paul GARTLAND	b	19:42.708	2:35.757
22	Stephen McILVENNA	b	19:46.962	2:23.776
117	Gary MILLER	a	19:48.202	2:25.934
80	Phill ARCHER	a	19:59.033	2:26.997
26	Dennis BOOTH	a	19:59.471	2:27.027
73	James KELLY	b	19:59.974	2:26.131

**ROAD RACE - IRISH SUPERBIKE**

2014

Pos	No.	Name	Total	Diff	Gap	#1 #2 #3 #4			
						R1	R1	R1	R1
1	4	Dan KNEEN	95	0	0	25	25	25	20
2	65	Michael SWEENEY	60	35	35	11	13	20	16
3	71	Davy MORGAN	46	49	14	6	16	11	13
4	44	Jamie HAMILTON	41	54	5	x	x	16	25
5	31	Shaun ANDERSON	27	68	14	7	20	x	x
6	82	Derek SHEILS	26	69	1	13	x	13	x
7	97	Seamus ELLIOTT	26	69	0	8	x	7	11
8	93	Paul CRANSTON	23	72	3	2	11	x	10
9	6	William DUNLOP	20	75	3	20	x	x	x
10	86	Derek McGEE	16	79	4	16	x	x	x
11	73	James KELLY	13	82	3	x	x	9	4
12	28	Paul GARTLAND	11	84	2	x	2	x	9
13	114	Alan KENNY	10	85	1	x	x	10	x
14	64	Stephen McKNIGHT	10	85	0	x	10	x	x
15	61	John WALSH	10	85	0	10	x	x	x
16	119	Dave HEWSON	10	85	0	1	9	x	x
17	122	Alan BONNER	9	86	1	9	x	x	x
18	121	Alan CONNOR	9	86	0	x	7	2	x
19	22	Stephen McILVENNA	8	87	1	x	x	x	8
20	9	Wayne KIRWAN	8	87	0	x	x	8	x
21	8	Anthony McCOLGAN	8	87	0	x	8	x	x
22	96	Andy FARRELL	8	87	0	4	x	4	x
23	117	Gary MILLER	7	88	1	x	x	x	7
24	80	Phill ARCHER	6	89	1	x	x	x	6
25	33	Mark HANNA	6	89	0	x	x	6	x
26	163	Tom ROBINSON	6	89	0	x	6	x	x
27	26	Dennis BOOTH	5	90	1	x	x	x	5
28	172	Gareth KEYS	5	90	0	x	x	5	x
29	29	Richard McLOUGHLIN	5	90	0	x	5	x	x
30	56	Sam WILSON	5	90	0	5	x	x	x
31	115	Damian HORAN	4	91	1	x	4	x	x
32	68	Gareth EVANS	4	91	0	x	1	x	3
33	101	Shane EGAN	3	92	1	x	x	3	x
34	161	Paul JORDAN	3	92	0	x	3	x	x
35	52	Robert WILSON	3	92	0	3	x	x	x
36	131	Robert CAIRNS	2	93	1	x	x	x	2
37	43	Stephen DEGNAN	1	94	1	x	x	x	1
38	1	Stephen THOMPSON	1	94	0	x	x	1	x

**Event Legend**

#1	25/04/2014	KDM HIRE COOKSTOWN 100	#3	21/06/2014	CAROLE NASH KELLS ROAD RACE
#2	02/05/2014	AROUND A POUND TANDRAGEE 100	#4	27/06/2014	H2 ENGINEERING BUSH ROAD RACE

**ROAD RACE - ULSTER SUPERBIKE**

2014

Pos	No.	Name	Total	Diff	Gap	#1	#2	#3
						R1	R1	R1
1	4	Dan KNEEN	70	0	0	25	25	20
2	65	Michael SWEENEY	40	30	30	11	13	16
3	71	Davy MORGAN	35	35	5	6	16	13
4	31	Shaun ANDERSON	27	43	8	7	20	x
5	44	Jamie HAMILTON	25	45	2	x	x	25
6	93	Paul CRANSTON	23	47	2	2	11	10
7	6	William DUNLOP	20	50	3	20	x	x
8	97	Seamus ELLIOTT	19	51	1	8	x	11
9	86	Derek McGEE	16	54	3	16	x	x
10	82	Derek SHEILS	13	57	3	13	x	x
11	28	Paul GARTLAND	11	59	2	x	2	9
12	64	Stephen McKNIGHT	10	60	1	x	10	x
13	61	John WALSH	10	60	0	10	x	x
14	119	Dave HEWSON	10	60	0	1	9	x
15	122	Alan BONNER	9	61	1	9	x	x
16	22	Stephen McILVENNA	8	62	1	x	x	8
17	8	Anthony McCOLGAN	8	62	0	x	8	x
18	117	Gary MILLER	7	63	1	x	x	7
19	121	Alan CONNOR	7	63	0	x	7	x
20	80	Phill ARCHER	6	64	1	x	x	6
21	163	Tom ROBINSON	6	64	0	x	6	x
22	26	Dennis BOOTH	5	65	1	x	x	5
23	29	Richard McLOUGHLIN	5	65	0	x	5	x
24	56	Sam WILSON	5	65	0	5	x	x
25	73	James KELLY	4	66	1	x	x	4
26	115	Damian HORAN	4	66	0	x	4	x
27	96	Andy FARRELL	4	66	0	4	x	x
28	68	Gareth EVANS	4	66	0	x	1	3
29	161	Paul JORDAN	3	67	1	x	3	x
30	52	Robert WILSON	3	67	0	3	x	x
31	131	Robert CAIRNS	2	68	1	x	x	2
32	43	Stephen DEGNAN	1	69	1	x	x	1

**Event Legend**

#1	25/04/2014	KDM HIRE COOKSTOWN 100	#3	27/06/2014	H2 ENGINEERING BUSH ROAD RACE
#2	02/05/2014	AROUND A POUND TANDRAGEE 100			



# H2 Engineering Bush Road Race

## SUPERBIKE

### Race 8 - H2 Engineering Grand Final

Saturday, 28 June 2014



Pos	Class	No	Name	Machine / Sponsor	Gp	Laps	Total Time	Behind	Speed	-----Best Lap-----		
										Time	Speed	On

#### Race Classification

1	SBKR	44	Jamie HAMILTON	Honda - Wilson Craig Racing	a	8	17:40.620		89.820	2:11.062	90.858	4
2	SBKR	4	Dan KNEEN	Suzuki - Cookstown BE Racing	a	8	17:40.782	0.162	89.806	2:11.158	90.792	7
3	SBKR	71	Davy MORGAN	Honda - CMS	a	8	18:05.109	24.489	87.793	2:14.472	88.554	8
4	SBKR	97	Seamus ELLIOTT	Kawasaki - D & G W Racing	a	8	18:33.587	52.967	85.548	2:17.188	86.801	7
5	SBKR	93	Paul CRANSTON	Honda 600 - P & J Fuel Haulage	a	8	18:51.844	1:11.224	84.168	2:19.980	85.070	4
6	SBKR	22	Stephen McILVENNA	Yamaha 600	a	8	19:30.584	1:49.964	81.382	2:22.808	83.385	5
7	SBKR	43	Stephen DEGNAN	Suzuki	a	7	18:01.645	1 Lap	77.065	2:32.831	77.917	6

#### Fastest Lap / New Lap Record 90.858 mph (Previously 90.763 mph)


SBKR	44	Jamie HAMILTON	Honda - Wilson Craig Racing	a						2:11.062	90.858	4
------	----	----------------	-----------------------------	---	--	--	--	--	--	----------	--------	---

#### Not Classified

DNF	SBKR	65	Michael SWEENEY	Kawasaki - MJR Racing	a	6	13:36.904	2 Laps	87.463	2:14.378	88.616	5
DNF	SBKR	28	Paul GARTLAND	Suzuki 600 - Hotties	a	3	7:25.249	5 Laps	80.234	2:26.195	81.453	2

Provisional result to be confirmed by the Stewards of the Meeting subject to completion of technical inspections & the time limit for protests

Page 1 / 1

Circuit	<b>Bush</b>	Signed		Organising Club	<b>Dungannon &amp; District MCC</b>
Length(miles)	<b>3.3078</b>		Chief Timekeeper	Race Started	<b>16:24</b>
Weather	<b>Bright</b>	Issued At:	16:44		
Track	<b>Dry</b>				



MCUI Ulster  
Centre Timing  
powered by  
e-Laps timing software

www.elaps-timing.com



# H2 Engineering Bush Road Race

## SUPERBIKE

### Race 8 - H2 Engineering Grand Final

Saturday, 28 June 2014

## DETAILED RESULT



### Race Classification

#### **1** 44 Jamie HAMILTON

Total Time **17:40.620** Avg Speed **89.820** Behind  
Best Time **2:11.062** Best Speed **90.858** On **4** Gp **a**

Lap	Elapsed Time	Lap Time	Lap Speed
1	2:18.249	2:18.249	86.135
2	4:30.776	2:12.527	89.854
3	6:43.137	2:12.361	89.967
4	8:54.199	2:11.062	90.858
5	11:05.853	2:11.654	90.450
6	13:17.224	2:11.371	90.645
7	15:28.307	2:11.083	90.844
8	17:40.620	2:12.313	89.999

#### **2** 4 Dan KNEEN

Total Time **17:40.782** Avg Speed **89.806** Behind **0.162**  
Best Time **2:11.158** Best Speed **90.792** On **7** Gp **a**

Lap	Elapsed Time	Lap Time	Lap Speed
1	2:19.663	2:19.663	85.263
2	4:32.093	2:12.430	89.920
3	6:43.594	2:11.501	90.555
4	8:55.438	2:11.844	90.319
5	11:06.995	2:11.557	90.517
6	13:18.331	2:11.336	90.669
7	15:29.489	2:11.158	90.792
8	17:40.782	2:11.293	90.699

#### **3** 71 Davy MORGAN

Total Time **18:05.109** Avg Speed **87.793** Behind **24.489**  
Best Time **2:14.472** Best Speed **88.554** On **8** Gp **a**

Lap	Elapsed Time	Lap Time	Lap Speed
1	2:20.576	2:20.576	84.709
2	4:36.058	2:15.482	87.894
3	6:51.115	2:15.057	88.171
4	9:06.093	2:14.978	88.222
5	11:20.970	2:14.877	88.288
6	13:35.979	2:15.009	88.202
7	15:50.637	2:14.658	88.432
8	18:05.109	2:14.472	88.554

### Race Classification

#### **4** 97 Seamus ELLIOTT

Total Time **18:33.587** Avg Speed **85.548** Behind **52.967**  
Best Time **2:17.188** Best Speed **86.801** On **7** Gp **a**

Lap	Elapsed Time	Lap Time	Lap Speed
1	2:24.385	2:24.385	82.474
2	4:43.635	2:19.250	85.516
3	7:03.497	2:19.862	85.142
4	9:21.995	2:18.498	85.980
5	11:39.929	2:17.934	86.332
6	13:57.452	2:17.523	86.590
7	16:14.640	2:17.188	86.801
8	18:33.587	2:18.947	85.702

#### **5** 93 Paul CRANSTON

Total Time **18:51.844** Avg Speed **84.168** Behind **1:11.224**  
Best Time **2:19.980** Best Speed **85.070** On **4** Gp **a**

Lap	Elapsed Time	Lap Time	Lap Speed
1	2:26.437	2:26.437	81.319
2	4:46.777	2:20.340	84.852
3	7:07.108	2:20.331	84.857
4	9:27.088	2:19.980	85.070
5	11:47.843	2:20.755	84.601
6	14:08.419	2:20.576	84.709
7	16:30.089	2:21.670	84.055
8	18:51.844	2:21.755	84.005

#### **6** 22 Stephen McILVENNA

Total Time **19:30.584** Avg Speed **81.382** Behind **1:49.964**  
Best Time **2:22.808** Best Speed **83.385** On **5** Gp **a**

Lap	Elapsed Time	Lap Time	Lap Speed
1	2:32.510	2:32.510	78.081
2	4:58.802	2:26.292	81.399
3	7:25.481	2:26.679	81.185
4	9:49.501	2:24.020	82.684
5	12:12.309	2:22.808	83.385
6	14:36.329	2:24.020	82.684
7	17:01.975	2:25.646	81.760
8	19:30.584	2:28.609	80.130

#### **7** 43 Stephen DEGNAN

Total Time **18:01.645** Avg Speed **77.065** Behind **1 Lap**  
Best Time **2:32.831** Best Speed **77.917** On **6** Gp **a**

Lap	Elapsed Time	Lap Time	Lap Speed
1	2:39.356	2:39.356	74.726
2	5:13.290	2:33.934	77.358
3	7:46.857	2:33.567	77.543
4	10:19.792	2:32.935	77.864
5	12:54.886	2:35.094	76.780
6	15:27.717	2:32.831	77.917
7	18:01.645	2:33.928	77.361



MCUI Ulster  
Centre Timing  
powered by  
e-Laps timing software

[www.elaps-timing.com](http://www.elaps-timing.com)



# H2 Engineering Bush Road Race

## SUPERBIKE

### Race 8 - H2 Engineering Grand Final

Saturday, 28 June 2014

## DETAILED RESULT



### Not Classified

#### **DNF** 65 Michael SWEENEY

Total Time **13:36.904** Avg Speed **87.463** Behind **2 Laps**

Best Time **2:14.378** Best Speed **88.616** On **5** Gp **a**

Lap	Elapsed Time	Lap Time	Lap Speed
1	2:21.409	2:21.409	84.210
2	4:36.297	2:14.888	88.281
3	6:52.388	2:16.091	87.501
4	9:06.877	2:14.489	88.543
5	11:21.255	2:14.378	88.616
6	13:36.904	2:15.649	87.786

#### **DNF** 28 Paul GARTLAND

Total Time **7:25.249** Avg Speed **80.234** Behind **5 Laps**

Best Time **2:26.195** Best Speed **81.453** On **2** Gp **a**

Lap	Elapsed Time	Lap Time	Lap Speed
1	2:32.062	2:32.062	78.311
2	4:58.257	2:26.195	81.453
3	7:25.249	2:26.992	81.012



MCUI Ulster  
Centre Timing  
powered by  
e-Laps timing software

[www.elaps-timing.com](http://www.elaps-timing.com)



# H2 Engineering Bush Road Race

## SUPERBIKE

### Race 8 - H2 Engineering Grand Final

## LAP CHART

**1**

No	Name	G	Elapsed Time	Lap Time
44	Jamie HAMILTON	a	2:18.249	2:18.249
4	Dan KNEEN	a	2:19.663	2:19.663
71	Davy MORGAN	a	2:20.576	2:20.576
65	Michael SWEENEY	a	2:21.409	2:21.409
97	Seamus ELLIOTT	a	2:24.385	2:24.385
93	Paul CRANSTON	a	2:26.437	2:26.437
28	Paul GARTLAND	a	2:32.062	2:32.062
22	Stephen McILVENNA	a	2:32.510	2:32.510
43	Stephen DEGNAN	a	2:39.356	2:39.356

**2**

No	Name	G	Elapsed Time	Lap Time
44	Jamie HAMILTON	a	4:30.776	2:12.527
4	Dan KNEEN	a	4:32.093	2:12.430
71	Davy MORGAN	a	4:36.058	2:15.482
65	Michael SWEENEY	a	4:36.297	2:14.888
97	Seamus ELLIOTT	a	4:43.635	2:19.250
93	Paul CRANSTON	a	4:46.777	2:20.340
28	Paul GARTLAND	a	4:58.257	2:26.195
22	Stephen McILVENNA	a	4:58.802	2:26.292
43	Stephen DEGNAN	a	5:13.290	2:33.934

**3**

No	Name	G	Elapsed Time	Lap Time
44	Jamie HAMILTON	a	6:43.137	2:12.361
4	Dan KNEEN	a	6:43.594	2:11.501
71	Davy MORGAN	a	6:51.115	2:15.057
65	Michael SWEENEY	a	6:52.388	2:16.091
97	Seamus ELLIOTT	a	7:03.497	2:19.862
93	Paul CRANSTON	a	7:07.108	2:20.331
28	Paul GARTLAND	a	7:25.249	2:26.992
22	Stephen McILVENNA	a	7:25.481	2:26.679
43	Stephen DEGNAN	a	7:46.857	2:33.567

**4**

No	Name	G	Elapsed Time	Lap Time
44	Jamie HAMILTON	a	8:54.199	2:11.062
4	Dan KNEEN	a	8:55.438	2:11.844
71	Davy MORGAN	a	9:06.093	2:14.978
65	Michael SWEENEY	a	9:06.877	2:14.489
97	Seamus ELLIOTT	a	9:21.995	2:18.498
93	Paul CRANSTON	a	9:27.088	2:19.980
22	Stephen McILVENNA	a	9:49.501	2:24.020
43	Stephen DEGNAN	a	10:19.792	2:32.935

**5**

No	Name	G	Elapsed Time	Lap Time
44	Jamie HAMILTON	a	11:05.853	2:11.654
4	Dan KNEEN	a	11:06.995	2:11.557
71	Davy MORGAN	a	11:20.970	2:14.877
65	Michael SWEENEY	a	11:21.255	2:14.378
97	Seamus ELLIOTT	a	11:39.929	2:17.934
93	Paul CRANSTON	a	11:47.843	2:20.755
22	Stephen McILVENNA	a	12:12.309	2:22.808
43	Stephen DEGNAN	a	12:54.886	2:35.094

**6**

No	Name	G	Elapsed Time	Lap Time
44	Jamie HAMILTON	a	13:17.224	2:11.371
4	Dan KNEEN	a	13:18.331	2:11.336
71	Davy MORGAN	a	13:35.979	2:15.009
65	Michael SWEENEY	a	13:36.904	2:15.649
97	Seamus ELLIOTT	a	13:57.452	2:17.523
93	Paul CRANSTON	a	14:08.419	2:20.576
22	Stephen McILVENNA	a	14:36.329	2:24.020
43	Stephen DEGNAN	a	15:27.717	2:32.831

**7**

No	Name	G	Elapsed Time	Lap Time
44	Jamie HAMILTON	a	15:28.307	2:11.083
4	Dan KNEEN	a	15:29.489	2:11.158
71	Davy MORGAN	a	15:50.637	2:14.658
97	Seamus ELLIOTT	a	16:14.640	2:17.188
93	Paul CRANSTON	a	16:30.089	2:21.670
22	Stephen McILVENNA	a	17:01.975	2:25.646
43	Stephen DEGNAN	a	18:01.645	2:33.928

**8**

No	Name	G	Elapsed Time	Lap Time
44	Jamie HAMILTON	a	17:40.620	2:12.313
4	Dan KNEEN	a	17:40.782	2:11.293
71	Davy MORGAN	a	18:05.109	2:14.472
97	Seamus ELLIOTT	a	18:33.587	2:18.947
93	Paul CRANSTON	a	18:51.844	2:21.755
22	Stephen McILVENNA	a	19:30.584	2:28.609