



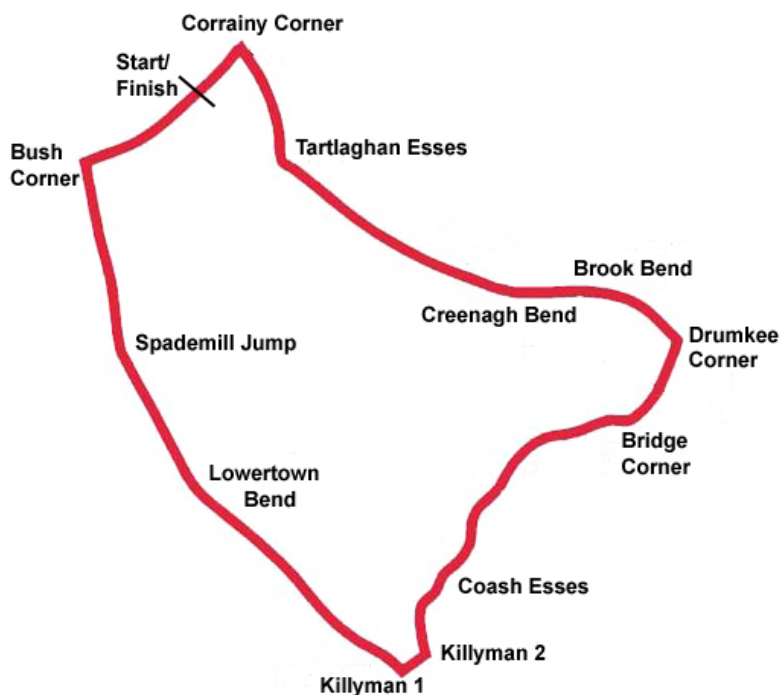
Friday 27th & Saturday 28th June 2014

promoted by Dungannon & District MCC
www.bushroadraces.com

GERARD McHUGH & SON CRANE HIRE
MOTO 3 (125cc GP) & MOTO 450



Bush Circuit 3.3078 miles



LAP RECORDS

Class	Rider	Machine	m s	mph	Year
125cc	William Dunlop	Honda	2 23.443	83.016	2010
Moto 3	Barry Davidson	Honda 250	2 34.912	76.870	2012
Moto 450	Ryan Farquhar	Kawasaki	2 25.763	81.695	2012
250cc	William Dunlop	Honda	2 18.280	86.116	2010
Supersport 400	Joe Phillips	Kawasaki	2 30.508	79.119	2008
Supertwin	Ryan Farquhar	Kawasaki 650	2 20.647	84.666	2011
Supersport	Ryan Farquhar	Kawasaki	2 13.647	89.101	2011
Superbike	Ryan Farquhar	Kawasaki 600	2 11.200	90.763	2011
Senior Support	Craig Shirlaw	Kawasaki 600	2 20.505	84.752	2010
Junior Support	Dean Harrison	Kawasaki 650	2 27.141	80.930	2010
Classic 1000cc	Robert McCrum	Norton Weslake 950	2 31.924	78.382	2010
Classic 500cc	Neill McWhirter	Norton	2 31.551	78.575	2010
Classic 350cc	Adrian McFarland	Honda	2 40.433	74.225	2008
Classic 250cc	Barry Davidson	Honda 198	2 50.292	69.927	2010

MOST WINS at BUSH ROAD RACE

Ryan Farquhar	16	2008-12
William Dunlop	5	2010-11
Barry Davidson	4	2008-12
Conor Cummins	3	2007
Nigel Moore	3	2007-09

ALL TIME IRISH ROAD RACE WINNERS (after Kells 2014)

Most Wins at All Irish Road Race Meetings

1.	Ryan Farquhar	201	1995-14
2.	Joey Dunlop	156	1971-00
3.	Robert Dunlop	135	1980-08
4.	Ray McCullough	109	1960-82
	Phillip McCallen	109	1987-99
6.	William Dunlop	95	2005-14
7.	Michael Dunlop	85	2006-14
8.	Brian Reid	78	1980-94
9.	Darran Lindsay	74	1999-06
10.	James Courtney	66	1992-99

H2 Engineering Bush Road Race

MOTO 3 (125cc GP) & MOTO 450

Moto 3 (125cc GP) & Moto 450 Qualifying

Friday, 27 June 2014



MOTO3 (125ccGP)


Pos	Class	No	Name	Machine / Sponsor	Time	Best Lap Behind	Speed	On	Total Laps
Qualifying Classification									
1	125R	86	Nigel MOORE	Honda 125	2:34.038		77.306	5	5
2	125R	61	Paul JORDAN	Honda 125	2:36.440	2.402	76.119	5	5
3	125R	33	Sam DUNLOP	Honda 125	2:38.531	4.493	75.115	4	5
4	125R	18	Paul ROBINSON	Aprilia 125 - Stoneyford Concrete	2:38.677	4.639	75.046	5	5
5	125R	73	Justin WARING	Honda 250 (Moto 3)	2:38.943	4.905	74.920	5	5
6	125R	44	Craig GIBSON	Honda 125 - Peter Simpson Construction	2:39.081	5.043	74.855	4	5
7	125R	333	Warren REEVE	Honda 125 - Flexi Patch	2:41.258	7.220	73.845	5	5
8	125R	10	Sean O'NEILL	Honda 125	2:41.382	7.344	73.788	4	5
9	125R	5	William COWDEN	Honda 125 - Ten Cowden	2:42.261	8.223	73.388	4	5
10	125R	34	Sean LEONARD	Honda 125 - Global	2:52.511	18.473	69.028	5	5
11	125R	15	Peter McKILLOP	Honda 125	3:11.267	37.229	62.259	5	5
12	125R	76	Philip SHAW	Honda 125	3:42.732	1:08.694	53.464	1	1

MOTO 450

Pos	Class	No	Name	Machine / Sponsor	Time	Best Lap Behind	Speed	On	Total Laps
Qualifying Classification									
1	M450	97	Seamus ELLIOTT	Yamaha 450	2:35.811		76.426	5	5
2	M450	171	Dave WALSH	KTM 450 - DRW Racing	2:52.019	16.208	69.225	5	5

Provisional result to be confirmed by the Stewards of the Meeting subject to completion of technical inspections & the time limit for protests

Page 1 / 1

Circuit	Bush	Signed		Organising Club	Dungannon & District MCC
Length(miles)	3.3078	Chief Timekeeper		Qualifying Started	17:48
Weather	Cloudy	Issued At:	18:12		
Track	Dry				



MCUI Ulster
Centre Timing
powered by
e-Laps timing software

www.elaps-timing.com



H2 Engineering Bush Road Race

MOTO 3 (125cc GP) & MOTO 450

Moto 3 (125cc GP) & Moto 450 Qualifying

Friday, 27 June 2014

DETAILED RESULT

MOTO3 (125ccGP)

Qualifying Classification

Position

1 86 Nigel MOORE

125R Behind

Best Time **2:34.038** Best Speed **77.306** On **5** Gp **a**

Lap	Elapsed Time	Lap Time	Lap Speed
1	3:31.238	3:31.238	56.373
2	6:25.102	2:53.864	68.491
3	9:05.341	2:40.239	74.314
4	11:40.491	2:35.150	76.752
5	14:14.529	2:34.038	77.306

2 61 Paul JORDAN

125R Behind **2.402**

Best Time **2:36.440** Best Speed **76.119** On **5** Gp **a**

Lap	Elapsed Time	Lap Time	Lap Speed
1	3:22.590	3:22.590	58.779
2	6:51.721	3:29.131	56.941
3	9:37.874	2:46.153	71.669
4	12:16.157	2:38.283	75.233
5	14:52.597	2:36.440	76.119

3 33 Sam DUNLOP

125R Behind **4.493**

Best Time **2:38.531** Best Speed **75.115** On **4** Gp **a**

Lap	Elapsed Time	Lap Time	Lap Speed
1	3:48.699	3:48.699	52.069
2	6:50.643	3:01.944	65.449
3	9:33.720	2:43.077	73.021
4	12:12.251	2:38.531	75.115
5	14:50.896	2:38.645	75.061

4 18 Paul ROBINSON

125R Behind **4.639**

Best Time **2:38.677** Best Speed **75.046** On **5** Gp **a**

Lap	Elapsed Time	Lap Time	Lap Speed
1	3:29.333	3:29.333	56.886
2	6:37.001	3:07.668	63.453
3	9:29.449	2:52.448	69.053
4	12:10.514	2:41.065	73.933
5	14:49.191	2:38.677	75.046

MOTO3 (125ccGP)

Qualifying Classification

Position

5 73 Justin WARING

125R Behind **4.905**

Best Time **2:38.943** Best Speed **74.920** On **5** Gp **a**

Lap	Elapsed Time	Lap Time	Lap Speed
1	3:13.363	3:13.363	61.584
2	5:53.549	2:40.186	74.339
3	8:33.239	2:39.690	74.570
4	11:13.058	2:39.819	74.510
5	13:52.001	2:38.943	74.920

6 44 Craig GIBSON

125R Behind **5.043**

Best Time **2:39.081** Best Speed **74.855** On **4** Gp **a**

Lap	Elapsed Time	Lap Time	Lap Speed
1	3:41.548	3:41.548	53.749
2	6:41.551	3:00.003	66.155
3	9:31.043	2:49.492	70.257
4	12:10.124	2:39.081	74.855
5	14:50.467	2:40.343	74.266

7 333 Warren REEVE

125R Behind **7.220**

Best Time **2:41.258** Best Speed **73.845** On **5** Gp **a**

Lap	Elapsed Time	Lap Time	Lap Speed
1	3:16.602	3:16.602	60.569
2	6:06.219	2:49.617	70.206
3	9:05.301	2:59.082	66.495
4	11:47.465	2:42.164	73.432
5	14:28.723	2:41.258	73.845

8 10 Sean O'NEILL

125R Behind **7.344**

Best Time **2:41.382** Best Speed **73.788** On **4** Gp **a**

Lap	Elapsed Time	Lap Time	Lap Speed
1	3:32.696	3:32.696	55.986
2	6:34.216	3:01.520	65.602
3	9:25.447	2:51.231	69.544
4	12:06.829	2:41.382	73.788
5	14:49.505	2:42.676	73.201



H2 Engineering Bush Road Race

MOTO 3 (125cc GP) & MOTO 450

Moto 3 (125cc GP) & Moto 450 Qualifying

Friday, 27 June 2014

DETAILED RESULT

MOTO3 (125ccGP)



Qualifying Classification

Position

9 5 William COWDEN

125R Behind 8.223

Best Time **2:42.261** Best Speed **73.388** On **4** Gp **a**

Lap	Elapsed Time	Lap Time	Lap Speed
1	3:37.325	3:37.325	54.794
2	6:36.350	2:59.025	66.516
3	9:23.582	2:47.232	71.207
4	12:05.843	2:42.261	73.388
5	15:29.789	3:23.946	58.388

10 34 Sean LEONARD

125R Behind 18.473

Best Time **2:52.511** Best Speed **69.028** On **5** Gp **a**

Lap	Elapsed Time	Lap Time	Lap Speed
1	3:32.279	3:32.279	56.096
2	6:42.726	3:10.447	62.527
3	9:55.356	3:12.630	61.818
4	12:53.569	2:58.213	66.819
5	15:46.080	2:52.511	69.028

11 15 Peter McKILLOP

125R Behind 37.229

Best Time **3:11.267** Best Speed **62.259** On **5** Gp **a**

Lap	Elapsed Time	Lap Time	Lap Speed
1	3:22.228	3:22.228	58.884
2	6:41.099	3:18.871	59.878
3	9:54.863	3:13.764	61.457
4	13:08.170	3:13.307	61.602
5	16:19.437	3:11.267	62.259

12 76 Philip SHAW

125R Behind 1:08.694

Best Time **3:42.732** Best Speed **53.464** On **1** Gp **a**

Lap	Elapsed Time	Lap Time	Lap Speed
1	3:42.732	3:42.732	53.464

H2 Engineering Bush Road Race

MOTO 3 (125cc GP) & MOTO 450

Moto 3 (125cc GP) & Moto 450 Qualifying

Friday, 27 June 2014

DETAILED RESULT

MOTO 450



Qualifying Classification

Position

1 97 Seamus ELLIOTT

M450

Behind

Best Time **2:35.811** Best Speed **76.426** On **5** Gp **a**

Lap	Elapsed Time	Lap Time	Lap Speed
1	3:56.723	3:56.723	50.304
2	6:47.930	2:51.207	69.554
3	9:30.075	2:42.145	73.441
4	12:06.956	2:36.881	75.905
5	14:42.767	2:35.811	76.426

2 171 Dave WALSH

M450

Behind

16.208

Best Time **2:52.019** Best Speed **69.225** On **5** Gp **a**

Lap	Elapsed Time	Lap Time	Lap Speed
1	3:44.629	3:44.629	53.012
2	6:56.647	3:12.018	62.015
3	9:56.251	2:59.604	66.302
4	12:57.356	3:01.105	65.752
5	15:49.375	2:52.019	69.225

H2 ENGINEERING BUSH ROAD RACE

MOTO 3 (125cc GP) & MOTO 450


Bush 3.308 miles

R1: Gerard McHugh & Son Crane Hire Moto 3 (125cc GP) & Moto 450 28/06/2014 10:30

Race (8 Laps)

RACE 1 - MOTO 3 (125GP) & MOTO 450

76 C	171 B	97 A	B	7
<hr/>				
	B	A		6
C			15 A	5
	34 B	5 A		4
10 C		333 B	44 A	3
	73 B	18 A		2
33 C		61 B	86 A	1
			POLE POSITION	



H2 Engineering Bush Road Race

MOTO 3 (125cc GP) & MOTO 450

Race 1 - Gerard McHugh & Son Crane Hire Lightweight

Saturday, 28 June 2014



MOTO3 (125ccGP)

Pos	Class	No	Name	Machine / Sponsor	Gp	Laps	Total Time	Behind	Speed	-----Best Lap-----		
										Time	Speed	On
Race Classification												
1	125R	86	Nigel MOORE	Honda 125	a	8	20:04.258		79.107	2:27.954	80.485	7
2	125R	33	Sam DUNLOP	Honda 125	a	8	20:18.360	14.102	78.191	2:30.281	79.239	4
3	125R	61	Paul JORDAN	Honda 125	a	8	20:27.117	22.859	77.633	2:30.422	79.164	7
4	125R	44	Craig GIBSON	Honda 125 - Peter Simpson Construction	a	8	20:30.777	26.519	77.402	2:31.691	78.502	4
5	125R	73	Justin WARING	Honda 250 (Moto 3)	a	8	20:31.286	27.028	77.370	2:31.844	78.423	5
6	125R	34	Sean LEONARD	Honda 125 - Global	a	8	21:41.039	1:36.781	73.222	2:40.371	74.253	6

Fastest Lap

125R	86	Nigel MOORE	Honda 125	a						2:27.954	80.485	7
------	----	-------------	-----------	---	--	--	--	--	--	----------	--------	---

Not Classified

DNF	125R	5	William COWDEN	Honda 125 - Ten Cowden	a	7	17:51.831	1 Lap	77.770	2:29.450	79.679	7
DNF	125R	18	Paul ROBINSON	Aprilia 125 - Stoneyford Concrete	a	4	14:16.670	4 Laps	55.602	2:43.462	72.849	4
DNF	125R	15	Peter McKILLOP	Honda 125	a	1	3:02.931	7 Laps	65.096	3:02.931	65.096	1

MOTO 450

Pos	Class	No	Name	Machine / Sponsor	Gp	Laps	Total Time	Behind	Speed	-----Best Lap-----		
										Time	Speed	On


Race Classification

1	M450	97	Seamus ELLIOTT	Yamaha 450 - D&G W Racing	b	8	19:42.358		80.572	2:26.177	81.463	2
2	M450	171	Dave WALSH	KTM 450 - DRW Racing	b	8	22:20.380	2:38.022	71.073	2:45.353	72.016	5

Fastest Lap

M450	97	Seamus ELLIOTT	Yamaha 450 - D&G W Racing	b						2:26.177	81.463	2
------	----	----------------	---------------------------	---	--	--	--	--	--	----------	--------	---

Provisional result to be confirmed by the Stewards of the Meeting subject to completion of technical inspections & the time limit for protests

Circuit	Bush	Signed		Organising Club	Dungannon & District MCC
Length(miles)	3.3078		Chief Timekeeper	Race Started	10:53
Weather	Bright			Gp Time Diff - b	16.97
Track	Dry	Issued At:	11:16		



MCUI Ulster
Centre Timing
powered by
e-Laps timing software

www.elaps-timing.com



H2 Engineering Bush Road Race

MOTO 3 (125cc GP) & MOTO 450

Race 1 - Gerard McHugh & Son Crane Hire Lightweight

Saturday, 28 June 2014

DETAILED RESULT



MOTO 450

Race Classification

1 97 Seamus ELLIOTT

Total Time **19:42.358** Avg Speed **80.572** Behind
Best Time **2:26.177** Best Speed **81.463** On **2** Gp **b**

Lap	Elapsed Time	Lap Time	Lap Speed
1	2:32.671	2:32.671	77.998
2	4:58.848	2:26.177	81.463
3	7:25.437	2:26.589	81.234
4	9:52.096	2:26.659	81.196
5	12:18.440	2:26.344	81.370
6	14:45.166	2:26.726	81.159
7	17:13.117	2:27.951	80.487
8	19:42.358	2:29.241	79.791

2 171 Dave WALSH

Total Time **22:20.380** Avg Speed **71.073** Behind **2:38.022**
Best Time **2:45.353** Best Speed **72.016** On **5** Gp **b**

Lap	Elapsed Time	Lap Time	Lap Speed
1	2:54.018	2:54.018	68.430
2	5:43.523	2:49.505	70.252
3	8:30.889	2:47.366	71.150
4	11:17.793	2:46.904	71.347
5	14:03.146	2:45.353	72.016
6	16:48.517	2:45.371	72.008
7	19:34.614	2:46.097	71.694
8	22:20.380	2:45.766	71.837



MCUI Ulster
Centre Timing
powered by
e-Laps timing software

www.elaps-timing.com



H2 Engineering Bush Road Race

MOTO 3 (125cc GP) & MOTO 450

Race 1 - Gerard McHugh & Son Crane Hire Lightweight

Saturday, 28 June 2014

DETAILED RESULT



MOTO3 (125ccGP)

Race Classification

1 86 Nigel MOORE

Total Time **20:04.258** Avg Speed **79.107** Behind
Best Time **2:27.954** Best Speed **80.485** On **7** Gp **a**

Lap	Elapsed Time	Lap Time	Lap Speed
1	2:38.955	2:38.955	74.915
2	5:10.515	2:31.560	78.570
3	7:40.765	2:30.250	79.255
4	10:09.918	2:29.153	79.838
5	12:38.646	2:28.728	80.066
6	15:07.572	2:28.926	79.960
7	17:35.526	2:27.954	80.485
8	20:04.258	2:28.732	80.064

2 33 Sam DUNLOP

Total Time **20:18.360** Avg Speed **78.191** Behind **14.102**
Best Time **2:30.281** Best Speed **79.239** On **4** Gp **a**

Lap	Elapsed Time	Lap Time	Lap Speed
1	2:38.147	2:38.147	75.298
2	5:10.971	2:32.824	77.920
3	7:43.167	2:32.196	78.242
4	10:13.448	2:30.281	79.239
5	12:45.866	2:32.418	78.128
6	15:16.326	2:30.460	79.144
7	17:47.232	2:30.906	78.911
8	20:18.360	2:31.128	78.795

3 61 Paul JORDAN

Total Time **20:27.117** Avg Speed **77.633** Behind **22.859**
Best Time **2:30.422** Best Speed **79.164** On **7** Gp **a**

Lap	Elapsed Time	Lap Time	Lap Speed
1	2:38.608	2:38.608	75.079
2	5:10.412	2:31.804	78.444
3	7:41.809	2:31.397	78.655
4	10:12.761	2:30.952	78.887
5	12:45.728	2:32.967	77.847
6	15:20.750	2:35.022	76.815
7	17:51.172	2:30.422	79.164
8	20:27.117	2:35.945	76.361

MOTO3 (125ccGP)

Race Classification

4 44 Craig GIBSON

Total Time **20:30.777** Avg Speed **77.402** Behind **26.519**
Best Time **2:31.691** Best Speed **78.502** On **4** Gp **a**

Lap	Elapsed Time	Lap Time	Lap Speed
1	2:44.242	2:44.242	72.503
2	5:17.382	2:33.140	77.759
3	7:49.500	2:32.118	78.282
4	10:21.191	2:31.691	78.502
5	12:53.135	2:31.944	78.372
6	15:25.202	2:32.067	78.308
7	17:57.614	2:32.412	78.131
8	20:30.777	2:33.163	77.748

5 73 Justin WARING

Total Time **20:31.286** Avg Speed **77.370** Behind **27.028**
Best Time **2:31.844** Best Speed **78.423** On **5** Gp **a**

Lap	Elapsed Time	Lap Time	Lap Speed
1	2:42.186	2:42.186	73.422
2	5:15.467	2:33.281	77.688
3	7:48.199	2:32.732	77.967
4	10:20.288	2:32.089	78.297
5	12:52.132	2:31.844	78.423
6	15:24.491	2:32.359	78.158
7	17:56.892	2:32.401	78.136
8	20:31.286	2:34.394	77.128

6 34 Sean LEONARD

Total Time **21:41.039** Avg Speed **73.222** Behind **1:36.781**
Best Time **2:40.371** Best Speed **74.253** On **6** Gp **a**

Lap	Elapsed Time	Lap Time	Lap Speed
1	2:49.783	2:49.783	70.137
2	5:31.720	2:41.937	73.535
3	8:14.413	2:42.693	73.194
4	10:55.380	2:40.967	73.978
5	13:37.426	2:42.046	73.486
6	16:17.797	2:40.371	74.253
7	18:59.602	2:41.805	73.595
8	21:41.039	2:41.437	73.763

Not Classified



MCUI Ulster
Centre Timing
powered by
e-Laps timing software

www.elaps-timing.com



H2 Engineering Bush Road Race

MOTO 3 (125cc GP) & MOTO 450

Race 1 - Gerard McHugh & Son Crane Hire Lightweight

Saturday, 28 June 2014

DETAILED RESULT



MOTO3 (125ccGP)

Not Classified

DNF 5 William COWDEN

Total Time **17:51.831** Avg Speed **77.770** Behind **1 Lap**

Best Time **2:29.450** Best Speed **79.679** On **7** Gp **a**

Lap	Elapsed Time	Lap Time	Lap Speed
1	2:41.052	2:41.052	73.939
2	5:14.127	2:33.075	77.792
3	7:46.592	2:32.465	78.104
4	10:18.733	2:32.141	78.270
5	12:50.995	2:32.262	78.208
6	15:22.381	2:31.386	78.660
7	17:51.831	2:29.450	79.679

DNF 18 Paul ROBINSON

Total Time **14:16.670** Avg Speed **55.602** Behind **4 Laps**

Best Time **2:43.462** Best Speed **72.849** On **4** Gp **a**

Lap	Elapsed Time	Lap Time	Lap Speed
1	5:45.081	5:45.081	34.508
2	8:41.227	2:56.146	67.603
3	11:33.208	2:51.981	69.241
4	14:16.670	2:43.462	72.849

DNF 15 Peter McKILLOP

Total Time **3:02.931** Avg Speed **65.096** Behind **7 Laps**

Best Time **3:02.931** Best Speed **65.096** On **1** Gp **a**

Lap	Elapsed Time	Lap Time	Lap Speed
1	3:02.931	3:02.931	65.096



MCUI Ulster
Centre Timing
powered by
e-Laps timing software

www.elaps-timing.com



H2 Engineering Bush Road Race

MOTO 3 (125cc GP) & MOTO 450

Race 1 - Gerard McHugh & Son Crane Hire Lightweight

LAP CHART

**1**

No	Name	G	Elapsed Time	Lap Time
97	Seamus ELLIOTT	b	2:32.671	2:32.671
33	Sam DUNLOP	a	2:38.147	2:38.147
61	Paul JORDAN	a	2:38.608	2:38.608
86	Nigel MOORE	a	2:38.955	2:38.955
5	William COWDEN	a	2:41.052	2:41.052
73	Justin WARING	a	2:42.186	2:42.186
44	Craig GIBSON	a	2:44.242	2:44.242
34	Sean LEONARD	a	2:49.783	2:49.783
171	Dave WALSH	b	2:54.018	2:54.018
15	Peter McKILLOP	a	3:02.931	3:02.931
18	Paul ROBINSON	a	5:45.081	5:45.081

2

No	Name	G	Elapsed Time	Lap Time
97	Seamus ELLIOTT	b	4:58.848	2:26.177
61	Paul JORDAN	a	5:10.412	2:31.804
86	Nigel MOORE	a	5:10.515	2:31.560
33	Sam DUNLOP	a	5:10.971	2:32.824
5	William COWDEN	a	5:14.127	2:33.075
73	Justin WARING	a	5:15.467	2:33.281
44	Craig GIBSON	a	5:17.382	2:33.140
34	Sean LEONARD	a	5:31.720	2:41.937
171	Dave WALSH	b	5:43.523	2:49.505
18	Paul ROBINSON	a	8:41.227	2:56.146

3

No	Name	G	Elapsed Time	Lap Time
97	Seamus ELLIOTT	b	7:25.437	2:26.589
86	Nigel MOORE	a	7:40.765	2:30.250
61	Paul JORDAN	a	7:41.809	2:31.397
33	Sam DUNLOP	a	7:43.167	2:32.196
5	William COWDEN	a	7:46.592	2:32.465
73	Justin WARING	a	7:48.199	2:32.732
44	Craig GIBSON	a	7:49.500	2:32.118
34	Sean LEONARD	a	8:14.413	2:42.693
171	Dave WALSH	b	8:30.889	2:47.366
18	Paul ROBINSON	a	11:33.208	2:51.981

4

No	Name	G	Elapsed Time	Lap Time
97	Seamus ELLIOTT	b	9:52.096	2:26.659
86	Nigel MOORE	a	10:09.918	2:29.153
61	Paul JORDAN	a	10:12.761	2:30.952
33	Sam DUNLOP	a	10:13.448	2:30.281
5	William COWDEN	a	10:18.733	2:32.141
73	Justin WARING	a	10:20.288	2:32.089
44	Craig GIBSON	a	10:21.191	2:31.691
34	Sean LEONARD	a	10:55.380	2:40.967
171	Dave WALSH	b	11:17.793	2:46.904
18	Paul ROBINSON	a	14:16.670	2:43.462

5

No	Name	G	Elapsed Time	Lap Time
97	Seamus ELLIOTT	b	12:18.440	2:26.344
86	Nigel MOORE	a	12:38.646	2:28.728
61	Paul JORDAN	a	12:45.728	2:32.967
33	Sam DUNLOP	a	12:45.866	2:32.418
5	William COWDEN	a	12:50.995	2:32.262
73	Justin WARING	a	12:52.132	2:31.844
44	Craig GIBSON	a	12:53.135	2:31.944
34	Sean LEONARD	a	13:37.426	2:42.046
171	Dave WALSH	b	14:03.146	2:45.353

6

No	Name	G	Elapsed Time	Lap Time
97	Seamus ELLIOTT	b	14:45.166	2:26.726
86	Nigel MOORE	a	15:07.572	2:28.926
33	Sam DUNLOP	a	15:16.326	2:30.460
61	Paul JORDAN	a	15:20.750	2:35.022
5	William COWDEN	a	15:22.381	2:31.386
73	Justin WARING	a	15:24.491	2:32.359
44	Craig GIBSON	a	15:25.202	2:32.067
34	Sean LEONARD	a	16:17.797	2:40.371
171	Dave WALSH	b	16:48.517	2:45.371

7

No	Name	G	Elapsed Time	Lap Time
97	Seamus ELLIOTT	b	17:13.117	2:27.951
86	Nigel MOORE	a	17:35.526	2:27.954
33	Sam DUNLOP	a	17:47.232	2:30.906
61	Paul JORDAN	a	17:51.172	2:30.422
5	William COWDEN	a	17:51.831	2:29.450
73	Justin WARING	a	17:56.892	2:32.401
44	Craig GIBSON	a	17:57.614	2:32.412
34	Sean LEONARD	a	18:59.602	2:41.805
171	Dave WALSH	b	19:34.614	2:46.097

8

No	Name	G	Elapsed Time	Lap Time
97	Seamus ELLIOTT	b	19:42.358	2:29.241
86	Nigel MOORE	a	20:04.258	2:28.732
33	Sam DUNLOP	a	20:18.360	2:31.128
61	Paul JORDAN	a	20:27.117	2:35.945
44	Craig GIBSON	a	20:30.777	2:33.163
73	Justin WARING	a	20:31.286	2:34.394
34	Sean LEONARD	a	21:41.039	2:41.437
171	Dave WALSH	b	22:20.380	2:45.766

ROAD RACE - IRISH MOTO 3 (125GP)

2014

Pos	No.	Name	Total	Diff	Gap	#1 #2 #3 #4			
						R3	R1	R1	R1
1	86	Nigel MOORE	70	0	0	16	16	13	25
2	33	Sam DUNLOP	69	1	1	13	11	25	20
3	5	William COWDEN	58	12	11	25	13	20	x
4	61	Paul JORDAN	47	23	11	11	20	x	16
5	44	Craig GIBSON	44	26	3	10	10	11	13
6	34	Sean LEONARD	34	36	10	6	9	9	10
7	73	Justin WARING	31	39	3	20	x	x	11
8	18	Paul ROBINSON	25	45	6	x	25	x	x
9	10	Sean O'NEILL	16	54	9	x	x	16	x
10	17	Sarah BOYES	13	57	3	7	6	x	x
11	333	Warren REEVE	10	60	3	x	x	10	x
12	35	Mark GOODINGS	9	61	1	9	x	x	x
13	14	Jack SANDS	8	62	1	8	x	x	x
14	15	Peter McKILLOP	8	62	0	x	x	8	x
15	76	Philip SHAW	8	62	0	x	8	x	x
16	50	Mick CHATTERTON	7	63	1	x	7	x	x
17	30	Melissa KENNEDY	5	65	2	5	x	x	x

Event Legend

#1	25/04/2014	KDM HIRE COOKSTOWN 100	#3	21/06/2014	CAROLE NASH KELLS ROAD RACE
#2	02/05/2014	AROUND A POUND TANDRAGEE 100	#4	27/06/2014	H2 ENGINEERING BUSH ROAD RACE

ROAD RACE - ULSTER MOTO 3 (125GP)

2014

Pos	No.	Name	Total	Diff	Gap	#1 #2 #3		
						R3	R1	R1
1	86	Nigel MOORE	57	0	0	16	16	25
2	61	Paul JORDAN	47	10	10	11	20	16
3	33	Sam DUNLOP	44	13	3	13	11	20
4	5	William COWDEN	38	19	6	25	13	x
5	44	Craig GIBSON	33	24	5	10	10	13
6	73	Justin WARING	31	26	2	20	x	11
7	18	Paul ROBINSON	25	32	6	x	25	x
8	34	Sean LEONARD	25	32	0	6	9	10
9	17	Sarah BOYES	13	44	12	7	6	x
10	35	Mark GOODINGS	9	48	4	9	x	x
11	14	Jack SANDS	8	49	1	8	x	x
12	76	Philip SHAW	8	49	0	x	8	x
13	50	Mick CHATTERTON	7	50	1	x	7	x
14	30	Melissa KENNEDY	5	52	2	5	x	x

Event Legend

#1	25/04/2014	KDM HIRE COOKSTOWN 100	#3	27/06/2014	H2 ENGINEERING BUSH ROAD RACE
#2	02/05/2014	AROUND A POUND TANDRAGEE 100			

ROAD RACE - ULSTER MOTO 450

2014

Pos	No.	Name	Total	Diff	Gap	#1 #2	
						R1	R1
1	97	Seamus ELLIOTT	25	0	0	x	25
2	77	Ryan FARQUHAR	25	0	0	25	x
3	171	Dave WALSH	20	5	5	x	20

Event Legend

#1 02/05/2014 AROUND A POUND TANDRAGEE 100

#2 27/06/2014 H2 ENGINEERING BUSH ROAD RACE