



**Friday 27<sup>th</sup> & Saturday 28<sup>th</sup> June 2014**

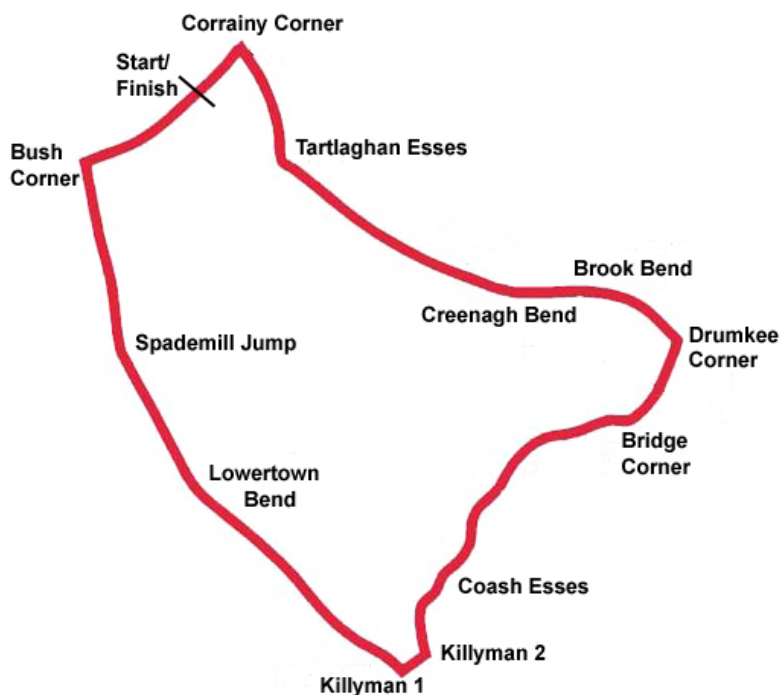
**promoted by Dungannon & District MCC**  
**[www.bushroadraces.com](http://www.bushroadraces.com)**



**CLASSIC 250cc & 350cc**



# Bush Circuit 3.3078 miles



## LAP RECORDS

Class	Rider	Machine	m s	mph	Year
125cc	William Dunlop	Honda	2 23.443	83.016	2010
Moto 3	Barry Davidson	Honda 250	2 34.912	76.870	2012
Moto 450	Ryan Farquhar	Kawasaki	2 25.763	81.695	2012
250cc	William Dunlop	Honda	2 18.280	86.116	2010
Supersport 400	Joe Phillips	Kawasaki	2 30.508	79.119	2008
Supertwin	Ryan Farquhar	Kawasaki 650	2 20.647	84.666	2011
Supersport	Ryan Farquhar	Kawasaki	2 13.647	89.101	2011
Superbike	Ryan Farquhar	Kawasaki 600	2 11.200	90.763	2011
Senior Support	Craig Shirlaw	Kawasaki 600	2 20.505	84.752	2010
Junior Support	Dean Harrison	Kawasaki 650	2 27.141	80.930	2010
Classic 1000cc	Robert McCrum	Norton Weslake 950	2 31.924	78.382	2010
Classic 500cc	Neill McWhirter	Norton	2 31.551	78.575	2010
Classic 350cc	Adrian McFarland	Honda	2 40.433	74.225	2008
Classic 250cc	Barry Davidson	Honda 198	2 50.292	69.927	2010

## MOST WINS at BUSH ROAD RACE

Ryan Farquhar	16	2008-12
William Dunlop	5	2010-11
Barry Davidson	4	2008-12
Conor Cummins	3	2007
Nigel Moore	3	2007-09

## ALL TIME IRISH ROAD RACE WINNERS (after Kells 2014)

### Most Wins at All Irish Road Race Meetings

1.	Ryan Farquhar	201	1995-14
2.	Joey Dunlop	156	1971-00
3.	Robert Dunlop	135	1980-08
4.	Ray McCullough	109	1960-82
	Phillip McCallen	109	1987-99
6.	William Dunlop	95	2005-14
7.	Michael Dunlop	85	2006-14
8.	Brian Reid	78	1980-94
9.	Darran Lindsay	74	1999-06
10.	James Courtney	66	1992-99

# H2 Engineering Bush Road Race


**CLASSIC 250cc / 350cc**  
**Junior Classic Qualifying**  
**Friday, 27 June 2014**



Pos	Class	No	Name	Machine / Sponsor	----- Best Lap -----			Laps	
					Time	Behind	Speed		
<b>Qualifying Classification</b>									
1	C350	86	Nigel MOORE	Honda 350 - Mitchell	2:43.555		72.808	3	4
2	C350	40	Barry DAVIDSON	Honda 350 - Dempster Racing	2:45.586	2.031	71.915	3	4
3	C350	134	Sean LEONARD	Honda 350 - Leonard Coaches	2:51.350	7.795	69.496	3	4
4	C350	2	Freddie STEWART	Honda 350	2:53.105	9.550	68.791	3	4
5	C350	67	Herbie RONAN	Drixton Honda 350	2:53.453	9.898	68.653	4	4
6	C350	55	Jonathan DORAN	Honda 350	2:55.380	11.825	67.899	3	4
7	C350	4	Billy LYLE	Honda 350 - Stewart	2:55.924	12.369	67.689	4	4
8	C350	8	Allan BREW	Drixton Aermacchi 349 - M & D Jacobs	2:55.983	12.428	67.666	3	4
9	C250	76	Philip SHAW	Suzuki 250	3:01.146	17.591	65.737	3	4
10	C250	20	Gary HUTTON	Honda 198 - Dempster Racing	3:01.569	18.014	65.584	4	4
11	C250	18	Thomas HOGG	Honda 250 - Leonard	3:01.670	18.115	65.548	4	4
12	C250	1	Brian MATEER	Honda 198 - Dempster Racing	3:08.494	24.939	63.175	4	4
13	C250	43	Alex McVICKER	Honda 250 - John Ennis	3:14.370	30.815	61.265	3	4
14	C250	30	Robert WRIGHT	Honda 250	3:35.286	51.731	55.313	4	4
15	C250	34	Trevor STEWART	Honda 250 - TJR Racing	3:57.254	1:13.699	50.191	3	3
16	C250	69	Allen GIBSON	Honda 250	4:16.291	1:32.736	46.463	2	3

Provisional result to be confirmed by the Stewards of the Meeting subject to completion of technical inspections & the time limit for protests

Page 1 / 1

Circuit	<b>Bush</b>	Signed		Organising Club	<b>Dungannon &amp; District MCC</b>
Length(miles)	<b>3.3078</b>		Chief Timekeeper	Qualifying Started	<b>18:35</b>
Weather	<b>Cloudy</b>	Issued At:	<b>18:51</b>		
Track	<b>Dry</b>				



MCUI Ulster  
 Centre Timing  
 powered by  
 e-Laps timing software

[www.elaps-timing.com](http://www.elaps-timing.com)



# H2 Engineering Bush Road Race

CLASSIC 250cc / 350cc  
Junior Classic Qualifying  
Friday, 27 June 2014  
DETAILED RESULT



## Qualifying Classification

Position

**1** 86 Nigel MOORE

Behind

Best Time **2:43.555** Best Speed **72.808** On **3** Gp **a**

Lap	Elapsed Time	Lap Time	Lap Speed
1	3:56.144	3:56.144	50.427
2	6:53.409	2:57.265	67.177
3	9:36.964	2:43.555	72.808
4	12:23.907	2:46.943	71.330

**2** 40 Barry DAVIDSON

Behind **2.031**

Best Time **2:45.586** Best Speed **71.915** On **3** Gp **a**

Lap	Elapsed Time	Lap Time	Lap Speed
1	3:48.696	3:48.696	52.069
2	6:47.485	2:58.789	66.604
3	9:33.071	2:45.586	71.915
4	12:24.068	2:50.997	69.639

**3** 134 Sean LEONARD

Behind **7.795**

Best Time **2:51.350** Best Speed **69.496** On **3** Gp **a**

Lap	Elapsed Time	Lap Time	Lap Speed
1	3:04.331	3:04.331	64.602
2	5:58.559	2:54.228	68.348
3	8:49.909	2:51.350	69.496
4	11:44.295	2:54.386	68.286

**4** 2 Freddie STEWART

Behind **9.550**

Best Time **2:53.105** Best Speed **68.791** On **3** Gp **a**

Lap	Elapsed Time	Lap Time	Lap Speed
1	3:19.881	3:19.881	59.576
2	6:18.108	2:58.227	66.814
3	9:11.213	2:53.105	68.791
4	12:08.695	2:57.482	67.095

**5** 67 Herbie RONAN

Behind **9.898**

Best Time **2:53.453** Best Speed **68.653** On **4** Gp **a**

Lap	Elapsed Time	Lap Time	Lap Speed
1	3:22.680	3:22.680	58.753
2	6:19.086	2:56.406	67.504
3	9:16.034	2:56.948	67.297
4	12:09.487	2:53.453	68.653

## Qualifying Classification

Position

**6** 55 Jonathan DORAN

Behind **11.825**

Best Time **2:55.380** Best Speed **67.899** On **3** Gp **a**

Lap	Elapsed Time	Lap Time	Lap Speed
1	3:54.296	3:54.296	50.825
2	7:00.688	3:06.392	63.887
3	9:56.068	2:55.380	67.899
4	12:53.965	2:57.897	66.938

**7** 4 Billy LYLE

Behind **12.369**

Best Time **2:55.924** Best Speed **67.689** On **4** Gp **a**

Lap	Elapsed Time	Lap Time	Lap Speed
1	3:19.347	3:19.347	59.735
2	6:18.324	2:58.977	66.534
3	9:15.936	2:57.612	67.045
4	12:11.860	2:55.924	67.689

**8** 8 Allan BREW

Behind **12.428**

Best Time **2:55.983** Best Speed **67.666** On **3** Gp **a**

Lap	Elapsed Time	Lap Time	Lap Speed
1	3:50.917	3:50.917	51.569
2	6:57.241	3:06.324	63.911
3	9:53.224	2:55.983	67.666
4	12:53.710	3:00.486	65.978

**9** 76 Philip SHAW

Behind **17.591**

Best Time **3:01.146** Best Speed **65.737** On **3** Gp **a**

Lap	Elapsed Time	Lap Time	Lap Speed
1	3:46.292	3:46.292	52.623
2	6:48.187	3:01.895	65.467
3	9:49.333	3:01.146	65.737
4	12:53.447	3:04.114	64.678

**10** 20 Gary HUTTON

Behind **18.014**

Best Time **3:01.569** Best Speed **65.584** On **4** Gp **a**

Lap	Elapsed Time	Lap Time	Lap Speed
1	3:56.067	3:56.067	50.444
2	7:02.237	3:06.170	63.963
3	10:03.994	3:01.757	65.516
4	13:05.563	3:01.569	65.584

# H2 Engineering Bush Road Race

CLASSIC 250cc / 350cc  
Junior Classic Qualifying  
Friday, 27 June 2014  
DETAILED RESULT



## Qualifying Classification

Position

**11** 18 Thomas HOGG

Behind 18.115

Best Time 3:01.670 Best Speed 65.548 On 4 Gp a

Lap	Elapsed Time	Lap Time	Lap Speed
1	3:46.349	3:46.349	52.609
2	7:01.093	3:14.744	61.147
3	10:04.877	3:03.784	64.794
4	13:06.547	3:01.670	65.548

**12** 1 Brian MATEER

Behind 24.939

Best Time 3:08.494 Best Speed 63.175 On 4 Gp a

Lap	Elapsed Time	Lap Time	Lap Speed
1	4:08.404	4:08.404	47.938
2	7:19.654	3:11.250	62.264
3	10:28.375	3:08.721	63.099
4	13:36.869	3:08.494	63.175

**13** 43 Alex McVICKER

Behind 30.815

Best Time 3:14.370 Best Speed 61.265 On 3 Gp a

Lap	Elapsed Time	Lap Time	Lap Speed
1	3:45.659	3:45.659	52.770
2	7:02.843	3:17.184	60.391
3	10:17.213	3:14.370	61.265
4	13:32.974	3:15.761	60.830

**14** 30 Robert WRIGHT

Behind 51.731

Best Time 3:35.286 Best Speed 55.313 On 4 Gp a

Lap	Elapsed Time	Lap Time	Lap Speed
1	4:17.055	4:17.055	46.325
2	7:53.117	3:36.062	55.114
3	11:28.820	3:35.703	55.206
4	15:04.106	3:35.286	55.313

**15** 34 Trevor STEWART

Behind 1:13.699

Best Time 3:57.254 Best Speed 50.191 On 3 Gp a

Lap	Elapsed Time	Lap Time	Lap Speed
1	4:24.171	4:24.171	45.077
2	8:22.609	3:58.438	49.942
3	12:19.863	3:57.254	50.191

## Qualifying Classification

Position

**16** 69 Allen GIBSON

Behind 1:32.736

Best Time 4:16.291 Best Speed 46.463 On 2 Gp a

Lap	Elapsed Time	Lap Time	Lap Speed
1	5:02.212	5:02.212	39.403
2	9:18.503	4:16.291	46.463
3	13:37.813	4:19.310	45.922

H2 ENGINEERING BUSH ROAD RACE

JUNIOR CLASSIC


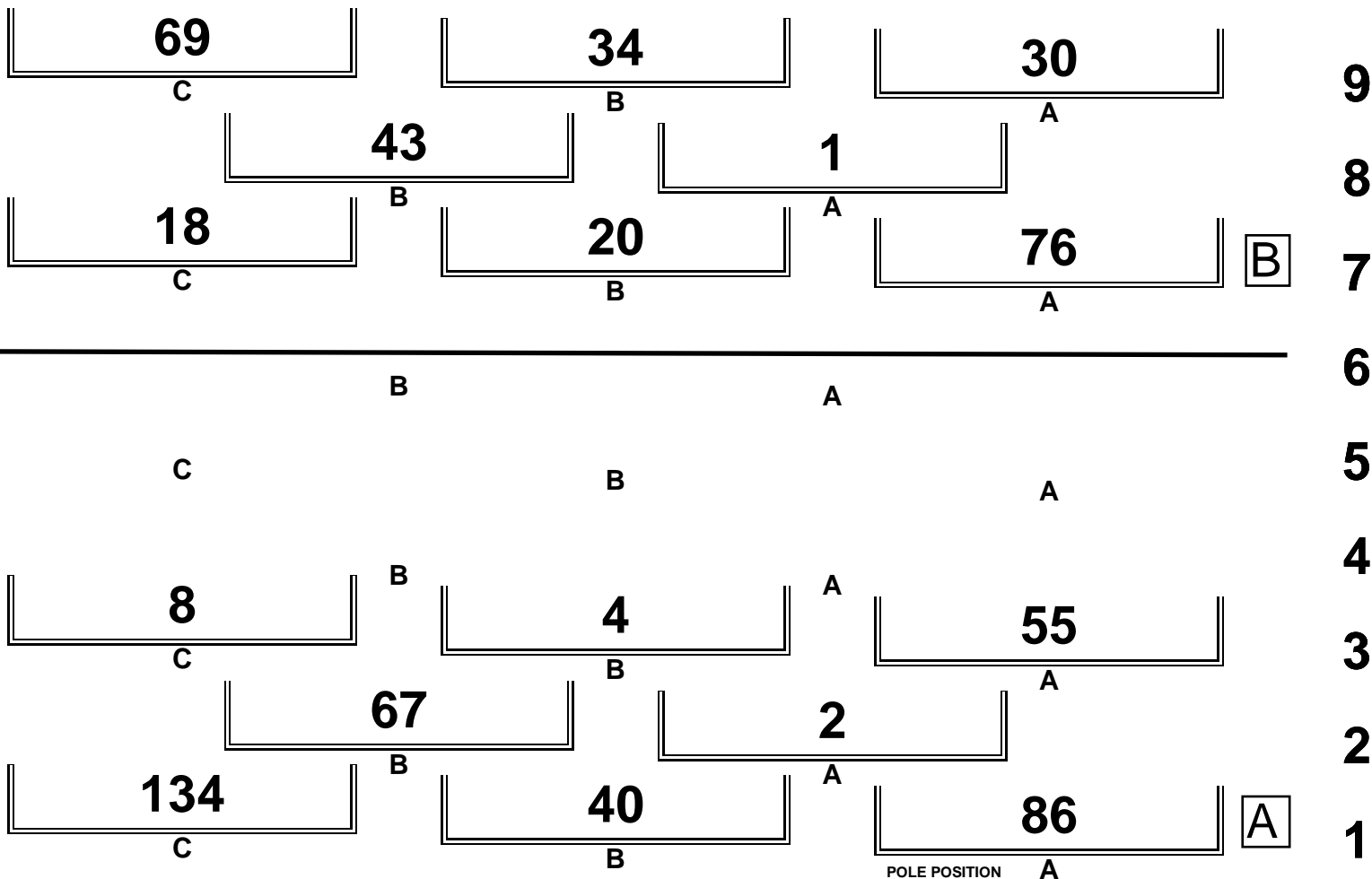
Bush 3.308 miles

R3: Dungannon & S Tyrone Council Junior Classic

28/06/2014 11:50

Race (8 Laps)

RACE 3 - JUNIOR CLASSIC



# H2 Engineering Bush Road Race

CLASSIC 250cc / 350cc

Race 3 - Dungannon & S Tyrone Council Junior Classic

Saturday, 28 June 2014



Pos	Class	No	Name	Machine / Sponsor	Gp	Laps	Total Time	Behind	Speed	-----Best Lap-----		
										Time	Speed	On

## Race Classification

1	C350	86	Nigel MOORE	Honda 350 - Mitchell	a	8	21:56.374		72.369	2:38.965	74.910	6
2	C350	67	Herbie RONAN	Drixton Honda 350	a	8	22:11.125	14.751	71.567	2:44.116	72.559	6
3	C350	40	Barry DAVIDSON	Honda 350 - Dempster Racing	a	8	22:11.168	14.794	71.565	2:42.986	73.062	6
4	C350	8	Allan BREW	Drixton Aermacchi 349 - M & D Jacobs	a	8	22:31.166	34.792	70.506	2:45.777	71.832	6
5	C350	36	Davie HASTINGS	Drixton Honda 350	a	8	22:42.052	45.678	69.942	2:46.669	71.447	7
6	C350	2	Freddie STEWART	Honda 350	a	8	22:42.466	46.092	69.921	2:48.903	70.502	7
7	C350	55	Jonathan DORAN	Honda 350	a	8	23:00.350	1:03.976	69.015	2:51.225	69.546	6
8	C350	4	Billy LYLE	Honda 350 - Stewart	a	8	23:00.844	1:04.470	68.990	2:49.530	70.242	2
9	C250	76	Philip SHAW	Suzuki 250	b	8	23:33.906	1:37.532	67.377	2:51.647	69.375	8
10	C250	20	Gary HUTTON	Honda 198 - Dempster Racing	b	8	23:36.306	1:39.932	67.263	2:53.124	68.784	8
11	C250	1	Brian MATEER	Honda 198 - Dempster Racing	b	8	24:49.001	2:52.627	63.979	3:02.328	65.311	7
12	C250	43	Alex McVICKER	Honda 250 - John Ennis	b	7	21:41.159	1 Lap	64.063	3:02.295	65.323	7
13	C250	30	Robert WRIGHT	Honda 250	b	7	24:49.964	3:08.805	55.945	3:24.965	58.098	7
14	C250	34	Trevor STEWART	Honda 250 - TJR Racing	b	6	23:01.651	2 Laps	51.712	3:46.723	52.523	2
15	C250	69	Allen GIBSON	Honda 250	b	6	23:52.963	51.312	49.861	3:53.161	51.072	6

## Fastest Lap / New Lap Record 74.910 mph (Previously 74.225 mph)


C350	86	Nigel MOORE	Honda 350 - Mitchell	a						2:38.965	74.910	6
------	----	-------------	----------------------	---	--	--	--	--	--	----------	--------	---

## Not Classified

DNF	C250	18	Thomas HOGG	Honda 250 - Leonard	b	4	11:59.136	4 Laps	66.235	2:57.045	67.260	4
-----	------	----	-------------	---------------------	---	---	-----------	--------	--------	----------	--------	---

Provisional result to be confirmed by the Stewards of the Meeting subject to completion of technical inspections & the time limit for protests

Page 1 / 1

Circuit	<b>Bush</b>	Signed		Organising Club	<b>Dungannon &amp; District MCC</b>
Length(miles)	<b>3.3078</b>		Chief Timekeeper	Race Started	<b>12:25</b>
Weather	<b>Bright</b>	Issued At:	12:52	Gp Time Diff - b	<b>14.24</b>
Track	<b>Dry</b>				



MCUI Ulster  
Centre Timing  
powered by  
e-Laps timing software

www.elaps-timing.com



# H2 Engineering Bush Road Race

CLASSIC 250cc / 350cc

Race 3 - Dungannon & S Tyrone Council Junior Classic

Saturday, 28 June 2014

## DETAILED RESULT



### Race Classification

#### **1** 86 Nigel MOORE

Total Time **21:56.374** Avg Speed **72.369** Behind  
Best Time **2:38.965** Best Speed **74.910** On **6** Gp **a**

Lap	Elapsed Time	Lap Time	Lap Speed
1	3:10.646	3:10.646	62.462
2	5:51.318	2:40.672	74.114
3	8:34.463	2:43.145	72.991
4	11:17.858	2:43.395	72.879
5	13:57.660	2:39.802	74.518
6	16:36.625	2:38.965	74.910
7	19:16.654	2:40.029	74.412
8	21:56.374	2:39.720	74.556

#### **2** 67 Herbie RONAN

Total Time **22:11.125** Avg Speed **71.567** Behind **14.751**  
Best Time **2:44.116** Best Speed **72.559** On **6** Gp **a**

Lap	Elapsed Time	Lap Time	Lap Speed
1	2:52.305	2:52.305	69.110
2	5:38.770	2:46.465	71.535
3	8:25.757	2:46.987	71.311
4	11:12.503	2:46.746	71.414
5	13:58.082	2:45.579	71.918
6	16:42.198	2:44.116	72.559
7	19:26.955	2:44.757	72.277
8	22:11.125	2:44.170	72.535

#### **3** 40 Barry DAVIDSON

Total Time **22:11.168** Avg Speed **71.565** Behind **14.794**  
Best Time **2:42.986** Best Speed **73.062** On **6** Gp **a**

Lap	Elapsed Time	Lap Time	Lap Speed
1	2:49.260	2:49.260	70.354
2	5:32.659	2:43.399	72.877
3	8:16.150	2:43.491	72.836
4	10:59.649	2:43.499	72.833
5	13:42.886	2:43.237	72.950
6	16:25.872	2:42.986	73.062
7	19:11.812	2:45.940	71.761
8	22:11.168	2:59.356	66.394

### Race Classification

#### **4** 8 Allan BREW

Total Time **22:31.166** Avg Speed **70.506** Behind **34.792**  
Best Time **2:45.777** Best Speed **71.832** On **6** Gp **a**

Lap	Elapsed Time	Lap Time	Lap Speed
1	2:58.276	2:58.276	66.796
2	5:46.982	2:48.706	70.585
3	8:35.542	2:48.560	70.646
4	11:24.835	2:49.293	70.340
5	14:12.390	2:47.555	71.070
6	16:58.167	2:45.777	71.832
7	19:44.709	2:46.542	71.502
8	22:31.166	2:46.457	71.538

#### **5** 36 Davie HASTINGS

Total Time **22:42.052** Avg Speed **69.942** Behind **45.678**  
Best Time **2:46.669** Best Speed **71.447** On **7** Gp **a**

Lap	Elapsed Time	Lap Time	Lap Speed
1	2:59.443	2:59.443	66.361
2	5:49.156	2:49.713	70.166
3	8:39.985	2:50.829	69.708
4	11:29.967	2:49.982	70.055
5	14:19.526	2:49.559	70.230
6	17:06.407	2:46.881	71.357
7	19:53.076	2:46.669	71.447
8	22:42.052	2:48.976	70.472

#### **6** 2 Freddie STEWART

Total Time **22:42.466** Avg Speed **69.921** Behind **46.092**  
Best Time **2:48.903** Best Speed **70.502** On **7** Gp **a**

Lap	Elapsed Time	Lap Time	Lap Speed
1	2:54.447	2:54.447	68.262
2	5:44.792	2:50.345	69.906
3	8:34.158	2:49.366	70.310
4	11:24.043	2:49.885	70.095
5	14:14.474	2:50.431	69.870
6	17:03.650	2:49.176	70.389
7	19:52.553	2:48.903	70.502
8	22:42.466	2:49.913	70.083



MCUI Ulster  
Centre Timing  
powered by  
e-Laps timing software

[www.elaps-timing.com](http://www.elaps-timing.com)





# H2 Engineering Bush Road Race

CLASSIC 250cc / 350cc

Race 3 - Dungannon & S Tyrone Council Junior Classic

Saturday, 28 June 2014

## DETAILED RESULT



### Race Classification

**7** 55 Jonathan DORAN

Total Time **23:00.350** Avg Speed **69.015** Behind **1:03.976**  
Best Time **2:51.225** Best Speed **69.546** On **6** Gp **a**

Lap	Elapsed Time	Lap Time	Lap Speed
1	2:57.982	2:57.982	66.906
2	5:49.659	2:51.677	69.363
3	8:42.619	2:52.960	68.849
4	11:34.568	2:51.949	69.254
5	14:26.018	2:51.450	69.455
6	17:17.243	2:51.225	69.546
7	20:08.656	2:51.413	69.470
8	23:00.350	2:51.694	69.356

**8** 4 Billy LYLE

Total Time **23:00.844** Avg Speed **68.990** Behind **1:04.470**  
Best Time **2:49.530** Best Speed **70.242** On **2** Gp **a**

Lap	Elapsed Time	Lap Time	Lap Speed
1	2:56.048	2:56.048	67.641
2	5:45.578	2:49.530	70.242
3	8:36.622	2:51.044	69.620
4	11:27.713	2:51.091	69.601
5	14:25.017	2:57.304	67.162
6	17:16.519	2:51.502	69.434
7	20:09.550	2:53.031	68.821
8	23:00.844	2:51.294	69.518

**9** 76 Philip SHAW

Total Time **23:33.906** Avg Speed **67.377** Behind **1:37.532**  
Best Time **2:51.647** Best Speed **69.375** On **8** Gp **b**

Lap	Elapsed Time	Lap Time	Lap Speed
1	3:02.601	3:02.601	65.214
2	5:57.655	2:55.054	68.025
3	8:53.923	2:56.268	67.557
4	11:50.998	2:57.075	67.249
5	14:47.668	2:56.670	67.403
6	17:44.384	2:56.716	67.385
7	20:42.259	2:57.875	66.946
8	23:33.906	2:51.647	69.375

### Race Classification

**10** 20 Gary HUTTON

Total Time **23:36.306** Avg Speed **67.263** Behind **1:39.932**  
Best Time **2:53.124** Best Speed **68.784** On **8** Gp **b**

Lap	Elapsed Time	Lap Time	Lap Speed
1	3:03.695	3:03.695	64.825
2	6:03.120	2:59.425	66.368
3	9:00.827	2:57.707	67.010
4	11:58.816	2:57.989	66.903
5	14:55.401	2:56.585	67.435
6	17:48.968	2:53.567	68.608
7	20:43.182	2:54.214	68.353
8	23:36.306	2:53.124	68.784

**11** 1 Brian MATEER

Total Time **24:49.001** Avg Speed **63.979** Behind **2:52.627**  
Best Time **3:02.328** Best Speed **65.311** On **7** Gp **b**

Lap	Elapsed Time	Lap Time	Lap Speed
1	3:14.953	3:14.953	61.082
2	6:21.405	3:06.452	63.867
3	9:27.738	3:06.333	63.908
4	12:30.382	3:02.644	65.198
5	15:34.273	3:03.891	64.756
6	18:39.527	3:05.254	64.280
7	21:41.855	3:02.328	65.311
8	24:49.001	3:07.146	63.630

**12** 43 Alex McVICKER

Total Time **21:41.159** Avg Speed **64.063** Behind **1 Lap**  
Best Time **3:02.295** Best Speed **65.323** On **7** Gp **b**

Lap	Elapsed Time	Lap Time	Lap Speed
1	3:14.077	3:14.077	61.358
2	6:20.951	3:06.874	63.723
3	9:26.696	3:05.745	64.110
4	12:31.292	3:04.596	64.509
5	15:34.313	3:03.021	65.064
6	18:38.864	3:04.551	64.525
7	21:41.159	3:02.295	65.323

**13** 30 Robert WRIGHT

Total Time **24:49.964** Avg Speed **55.945** Behind **3:08.805**  
Best Time **3:24.965** Best Speed **58.098** On **7** Gp **b**

Lap	Elapsed Time	Lap Time	Lap Speed
1	3:57.411	3:57.411	50.158
2	7:30.098	3:32.687	55.989
3	10:59.342	3:29.244	56.910
4	14:29.785	3:30.443	56.586
5	17:58.186	3:28.401	57.140
6	21:24.999	3:26.813	57.579
7	24:49.964	3:24.965	58.098



MCUI Ulster  
Centre Timing  
powered by  
e-Laps timing software

[www.elaps-timing.com](http://www.elaps-timing.com)



# H2 Engineering Bush Road Race

CLASSIC 250cc / 350cc

Race 3 - Dungannon & S Tyrone Council Junior Classic

Saturday, 28 June 2014

## DETAILED RESULT



### Race Classification

#### **14** 34 Trevor STEWART

Total Time **23:01.651** Avg Speed **51.712** Behind **2 Laps**

Best Time **3:46.723** Best Speed **52.523** On **2** Gp **b**

Lap	Elapsed Time	Lap Time	Lap Speed
1	3:56.348	3:56.348	50.384
2	7:43.071	3:46.723	52.523
3	11:33.616	3:50.545	51.652
4	15:26.962	3:53.346	51.032
5	19:14.604	3:47.642	52.311
6	23:01.651	3:47.047	52.448

#### **15** 69 Allen GIBSON

Total Time **23:52.963** Avg Speed **49.861** Behind **51.312**

Best Time **3:53.161** Best Speed **51.072** On **6** Gp **b**

Lap	Elapsed Time	Lap Time	Lap Speed
1	4:03.570	4:03.570	48.890
2	8:03.788	4:00.218	49.572
3	12:05.272	4:01.484	49.312
4	16:00.548	3:55.276	50.613
5	19:59.802	3:59.254	49.772
6	23:52.963	3:53.161	51.072

### Not Classified

#### **DNF** 18 Thomas HOGG

Total Time **11:59.136** Avg Speed **66.235** Behind **4 Laps**

Best Time **2:57.045** Best Speed **67.260** On **4** Gp **b**

Lap	Elapsed Time	Lap Time	Lap Speed
1	3:04.868	3:04.868	64.414
2	6:04.566	2:59.698	66.267
3	9:02.091	2:57.525	67.078
4	11:59.136	2:57.045	67.260



MCUI Ulster  
Centre Timing  
powered by  
e-Laps timing software

[www.elaps-timing.com](http://www.elaps-timing.com)



# H2 Engineering Bush Road Race

CLASSIC 250cc / 350cc

Race 3 - Dungannon & S Tyrone Council Junior Classic

## LAP CHART



1

No	Name	G	Elapsed Time	Lap Time
40	Barry DAVIDSON	a	2:49.260	2:49.260
67	Herbie RONAN	a	2:52.305	2:52.305
2	Freddie STEWART	a	2:54.447	2:54.447
4	Billy LYLE	a	2:56.048	2:56.048
55	Jonathan DORAN	a	2:57.982	2:57.982
8	Allan BREW	a	2:58.276	2:58.276
36	Davie HASTINGS	a	2:59.443	2:59.443
76	Philip SHAW	b	3:02.601	3:02.601
20	Gary HUTTON	b	3:03.695	3:03.695
18	Thomas HOGG	b	3:04.868	3:04.868
86	Nigel MOORE	a	3:10.646	3:10.646
43	Alex McVICKER	b	3:14.077	3:14.077
1	Brian MATEER	b	3:14.953	3:14.953
34	Trevor STEWART	b	3:56.348	3:56.348
30	Robert WRIGHT	b	3:57.411	3:57.411
69	Allen GIBSON	b	4:03.570	4:03.570

2

No	Name	G	Elapsed Time	Lap Time
40	Barry DAVIDSON	a	5:32.659	2:43.399
67	Herbie RONAN	a	5:38.770	2:46.465
2	Freddie STEWART	a	5:44.792	2:50.345
4	Billy LYLE	a	5:45.578	2:49.530
8	Allan BREW	a	5:46.982	2:48.706
36	Davie HASTINGS	a	5:49.156	2:49.713
55	Jonathan DORAN	a	5:49.659	2:51.677
86	Nigel MOORE	a	5:51.318	2:40.672
76	Philip SHAW	b	5:57.655	2:55.054
20	Gary HUTTON	b	6:03.120	2:59.425
18	Thomas HOGG	b	6:04.566	2:59.698
43	Alex McVICKER	b	6:20.951	3:06.874
1	Brian MATEER	b	6:21.405	3:06.452
30	Robert WRIGHT	b	7:30.098	3:32.687
34	Trevor STEWART	b	7:43.071	3:46.723
69	Allen GIBSON	b	8:03.788	4:00.218

3

No	Name	G	Elapsed Time	Lap Time
40	Barry DAVIDSON	a	8:16.150	2:43.491
67	Herbie RONAN	a	8:25.757	2:46.987
2	Freddie STEWART	a	8:34.158	2:49.366
86	Nigel MOORE	a	8:34.463	2:43.145
8	Allan BREW	a	8:35.542	2:48.560
4	Billy LYLE	a	8:36.622	2:51.044
36	Davie HASTINGS	a	8:39.985	2:50.829
55	Jonathan DORAN	a	8:42.619	2:52.960
76	Philip SHAW	b	8:53.923	2:56.268
20	Gary HUTTON	b	9:00.827	2:57.707
18	Thomas HOGG	b	9:02.091	2:57.525
43	Alex McVICKER	b	9:26.696	3:05.745
1	Brian MATEER	b	9:27.738	3:06.333
30	Robert WRIGHT	b	10:59.342	3:29.244
34	Trevor STEWART	b	11:33.616	3:50.545
69	Allen GIBSON	b	12:05.272	4:01.484

4

No	Name	G	Elapsed Time	Lap Time
40	Barry DAVIDSON	a	10:59.649	2:43.499
67	Herbie RONAN	a	11:12.503	2:46.746
86	Nigel MOORE	a	11:17.858	2:43.395
2	Freddie STEWART	a	11:24.043	2:49.885
8	Allan BREW	a	11:24.835	2:49.293
4	Billy LYLE	a	11:27.713	2:51.091
36	Davie HASTINGS	a	11:29.967	2:49.982
55	Jonathan DORAN	a	11:34.568	2:51.949
76	Philip SHAW	b	11:50.998	2:57.075
20	Gary HUTTON	b	11:58.816	2:57.989
18	Thomas HOGG	b	11:59.136	2:57.045
1	Brian MATEER	b	12:30.382	3:02.644
43	Alex McVICKER	b	12:31.292	3:04.596
30	Robert WRIGHT	b	14:29.785	3:30.443
34	Trevor STEWART	b	15:26.962	3:53.346
69	Allen GIBSON	b	16:00.548	3:55.276

5

No	Name	G	Elapsed Time	Lap Time
40	Barry DAVIDSON	a	13:42.886	2:43.237
86	Nigel MOORE	a	13:57.660	2:39.802
67	Herbie RONAN	a	13:58.082	2:45.579
8	Allan BREW	a	14:12.390	2:47.555
2	Freddie STEWART	a	14:14.474	2:50.431
36	Davie HASTINGS	a	14:19.526	2:49.559
4	Billy LYLE	a	14:25.017	2:57.304
55	Jonathan DORAN	a	14:26.018	2:51.450
76	Philip SHAW	b	14:47.668	2:56.670
20	Gary HUTTON	b	14:55.401	2:56.585
1	Brian MATEER	b	15:34.273	3:03.891
43	Alex McVICKER	b	15:34.313	3:03.021
30	Robert WRIGHT	b	17:58.186	3:28.401
34	Trevor STEWART	b	19:14.604	3:47.642
69	Allen GIBSON	b	19:59.802	3:59.254

6

No	Name	G	Elapsed Time	Lap Time
40	Barry DAVIDSON	a	16:25.872	2:42.986
86	Nigel MOORE	a	16:36.625	2:38.965
67	Herbie RONAN	a	16:42.198	2:44.116
8	Allan BREW	a	16:58.167	2:45.777
2	Freddie STEWART	a	17:03.650	2:49.176
36	Davie HASTINGS	a	17:06.407	2:46.881
4	Billy LYLE	a	17:16.519	2:51.502
55	Jonathan DORAN	a	17:17.243	2:51.225
76	Philip SHAW	b	17:44.384	2:56.716
20	Gary HUTTON	b	17:48.968	2:53.567
43	Alex McVICKER	b	18:38.864	3:04.551
1	Brian MATEER	b	18:39.527	3:05.254
30	Robert WRIGHT	b	21:24.999	3:26.813
34	Trevor STEWART	b	23:01.651	3:47.047
69	Allen GIBSON	b	23:52.963	3:53.161

# H2 Engineering Bush Road Race

CLASSIC 250cc / 350cc

Race 3 - Dungannon & S Tyrone Council Junior Classic

## LAP CHART



7

No	Name	G	Elapsed Time	Lap Time
40	Barry DAVIDSON	a	19:11.812	2:45.940
86	Nigel MOORE	a	19:16.654	2:40.029
67	Herbie RONAN	a	19:26.955	2:44.757
8	Allan BREW	a	19:44.709	2:46.542
2	Freddie STEWART	a	19:52.553	2:48.903
36	Davie HASTINGS	a	19:53.076	2:46.669
55	Jonathan DORAN	a	20:08.656	2:51.413
4	Billy LYLE	a	20:09.550	2:53.031
76	Philip SHAW	b	20:42.259	2:57.875
20	Gary HUTTON	b	20:43.182	2:54.214
43	Alex McVICKER	b	21:41.159	3:02.295
1	Brian MATEER	b	21:41.855	3:02.328
30	Robert WRIGHT	b	24:49.964	3:24.965

8

No	Name	G	Elapsed Time	Lap Time
86	Nigel MOORE	a	21:56.374	2:39.720
67	Herbie RONAN	a	22:11.125	2:44.170
40	Barry DAVIDSON	a	22:11.168	2:59.356
8	Allan BREW	a	22:31.166	2:46.457
36	Davie HASTINGS	a	22:42.052	2:48.976
2	Freddie STEWART	a	22:42.466	2:49.913
55	Jonathan DORAN	a	23:00.350	2:51.694
4	Billy LYLE	a	23:00.844	2:51.294
76	Philip SHAW	b	23:33.906	2:51.647
20	Gary HUTTON	b	23:36.306	2:53.124
1	Brian MATEER	b	24:49.001	3:07.146

**ROAD RACE - IRISH CLASSIC 250cc**

2014

Pos	No.	Name	Total	Diff	Gap	#1	#2	#3	#4
						R6	R1	R1	R1
1	76	Philip SHAW	95	0	0	25	25	20	25
2	20	Gary HUTTON	65	30	30	x	20	25	20
3	43	Alex McVICKER	55	40	10	13	13	16	13
4	30	Robert WRIGHT	45	50	10	11	10	13	11
5	34	Trevor STEWART	38	57	7	9	8	11	10
6	69	Allen GIBSON	28	67	10	10	9	x	9
7	1	Brian MATEER	27	68	1	x	11	x	16
8	61	Wattie BROWN	20	75	7	20	x	x	x
9	40	Barry DAVIDSON	16	79	4	16	x	x	x
10	18	Thomas HOGG	16	79	0	x	16	x	x
11	15	Dave BROUGH	8	87	8	8	x	x	x

**Event Legend**

#1	25/04/2014	KDM HIRE COOKSTOWN 100	#3	21/06/2014	CAROLE NASH KELLS ROAD RACE
#2	02/05/2014	AROUND A POUND TANDRAGEE 100	#4	27/06/2014	H2 ENGINEERING BUSH ROAD RACE

Championship Standings of ROAD RACE - IRISH CLASSIC 350cc

Printed:: 28/06/2014 14:32:19

**ROAD RACE - IRISH CLASSIC 350cc**

2014

Pos	No.	Name	Total	Diff	Gap	#1	#2	#3	#4
						R1	R1	R1	R1
1	40	Barry DAVIDSON	91	0	0	25	25	25	16
2	36	Davie HASTINGS	51	40	40	20	20	x	11
3	67	Herbie RONAN	50	41	1	10	x	20	20
4	55	Jonathan DORAN	41	50	9	16	16	x	9
5	2	Freddie STEWART	39	52	2	13	x	16	10
6	4	Billy LYLE	30	61	9	9	x	13	8
7	86	Nigel MOORE	25	66	5	x	x	x	25
8	8	Allan BREW	13	78	12	x	x	x	13
9	24	George STINSON	13	78	0	x	13	x	x
10	44	Sean HENRY	11	80	2	x	x	11	x
11	9	Sam KINKEAD	11	80	0	11	x	x	x
12	211	Tim STEPHENSON	11	80	0	x	11	x	x
13	7	George ROGERS	10	81	1	x	x	10	x
14	134	Sean LEONARD	10	81	0	x	10	x	x
15	42	Tom FRAZER	9	82	1	x	9	x	x
16	18	Thomas HOGG	8	83	1	8	x	x	x
17	35	Alan SMALLBONES	7	84	1	7	x	x	x
18	43	Alex McVICKER	6	85	1	6	x	x	x
19	56	Alex CONROY	5	86	1	5	x	x	x
20	52	Michael THOMAS	4	87	1	4	x	x	x

**Event Legend**

#1	25/04/2014	KDM HIRE COOKSTOWN 100	#3	21/06/2014	CAROLE NASH KELLS ROAD RACE
#2	02/05/2014	AROUND A POUND TANDRAGEE 100	#4	27/06/2014	H2 ENGINEERING BUSH ROAD RACE

**ROAD RACE - ULSTER CLASSIC 250cc**

2014

Pos	No.	Name	Total	Diff	Gap	#1	#2	#3
						R6	R1	R1
1	76	Philip SHAW	75	0	0	25	25	25
2	20	Gary HUTTON	40	35	35	x	20	20
3	43	Alex McVICKER	39	36	1	13	13	13
4	30	Robert WRIGHT	32	43	7	11	10	11
5	69	Allen GIBSON	28	47	4	10	9	9
6	1	Brian MATEER	27	48	1	x	11	16
7	34	Trevor STEWART	27	48	0	9	8	10
8	61	Wattie BROWN	20	55	7	20	x	x
9	40	Barry DAVIDSON	16	59	4	16	x	x
10	18	Thomas HOGG	16	59	0	x	16	x
11	15	Dave BROUGH	8	67	8	8	x	x

**Event Legend**

#1	25/04/2014	KDM HIRE COOKSTOWN 100	#3	27/06/2014	H2 ENGINEERING BUSH ROAD RACE
#2	02/05/2014	AROUND A POUND TANDRAGEE 100			

**ROAD RACE - ULSTER CLASSIC 350cc**

2014

Pos	No.	Name	Total	Diff	Gap	#1	#2	#3
						R1	R1	R1
1	40	Barry DAVIDSON	66	0	0	25	25	16
2	36	Davie HASTINGS	51	15	15	20	20	11
3	55	Jonathan DORAN	41	25	10	16	16	9
4	67	Herbie RONAN	30	36	11	10	x	20
5	86	Nigel MOORE	25	41	5	x	x	25
6	2	Freddie STEWART	23	43	2	13	x	10
7	4	Billy LYLE	17	49	6	9	x	8
8	8	Allan BREW	13	53	4	x	x	13
9	24	George STINSON	13	53	0	x	13	x
10	9	Sam KINKEAD	11	55	2	11	x	x
11	211	Tim STEPHENSON	11	55	0	x	11	x
12	134	Sean LEONARD	10	56	1	x	10	x
13	42	Tom FRAZER	9	57	1	x	9	x
14	18	Thomas HOGG	8	58	1	8	x	x
15	35	Alan SMALLBONES	7	59	1	7	x	x
16	43	Alex McVICKER	6	60	1	6	x	x
17	56	Alex CONROY	5	61	1	5	x	x
18	52	Michael THOMAS	4	62	1	4	x	x

**Event Legend**

#1	25/04/2014	KDM HIRE COOKSTOWN 100	#3	27/06/2014	H2 ENGINEERING BUSH ROAD RACE
#2	02/05/2014	AROUND A POUND TANDRAGEE 100			