



Friday 27th & Saturday 28th June 2014

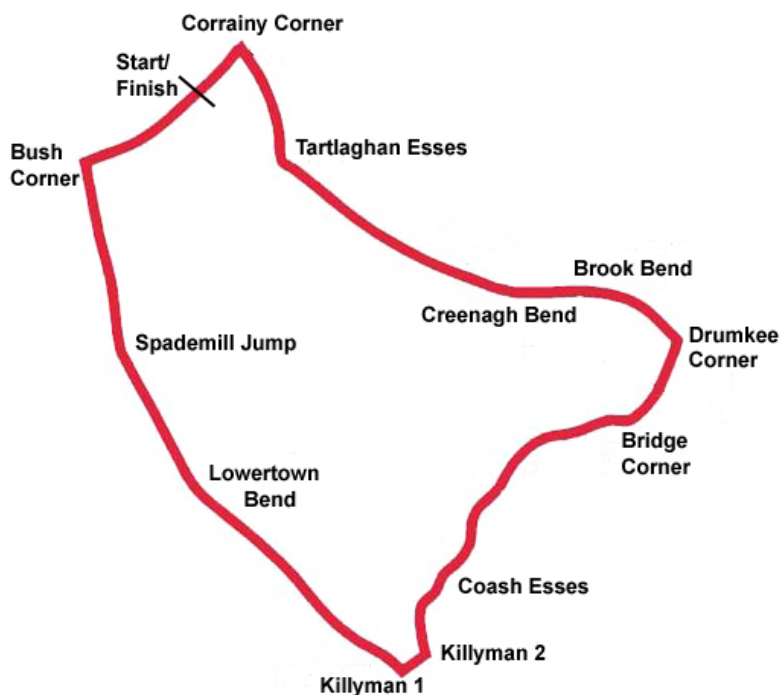
promoted by Dungannon & District MCC
www.bushroadraces.com



250cc GP & SUPERSPORT 400



Bush Circuit 3.3078 miles



LAP RECORDS

Class	Rider	Machine	m s	mph	Year
125cc	William Dunlop	Honda	2 23.443	83.016	2010
Moto 3	Barry Davidson	Honda 250	2 34.912	76.870	2012
Moto 450	Ryan Farquhar	Kawasaki	2 25.763	81.695	2012
250cc	William Dunlop	Honda	2 18.280	86.116	2010
Supersport 400	Joe Phillips	Kawasaki	2 30.508	79.119	2008
Supertwin	Ryan Farquhar	Kawasaki 650	2 20.647	84.666	2011
Supersport	Ryan Farquhar	Kawasaki	2 13.647	89.101	2011
Superbike	Ryan Farquhar	Kawasaki 600	2 11.200	90.763	2011
Senior Support	Craig Shirlaw	Kawasaki 600	2 20.505	84.752	2010
Junior Support	Dean Harrison	Kawasaki 650	2 27.141	80.930	2010
Classic 1000cc	Robert McCrum	Norton Weslake 950	2 31.924	78.382	2010
Classic 500cc	Neill McWhirter	Norton	2 31.551	78.575	2010
Classic 350cc	Adrian McFarland	Honda	2 40.433	74.225	2008
Classic 250cc	Barry Davidson	Honda 198	2 50.292	69.927	2010

MOST WINS at BUSH ROAD RACE

Ryan Farquhar	16	2008-12
William Dunlop	5	2010-11
Barry Davidson	4	2008-12
Conor Cummins	3	2007
Nigel Moore	3	2007-09

ALL TIME IRISH ROAD RACE WINNERS (after Kells 2014)

Most Wins at All Irish Road Race Meetings

1.	Ryan Farquhar	201	1995-14
2.	Joey Dunlop	156	1971-00
3.	Robert Dunlop	135	1980-08
4.	Ray McCullough	109	1960-82
	Phillip McCallen	109	1987-99
6.	William Dunlop	95	2005-14
7.	Michael Dunlop	85	2006-14
8.	Brian Reid	78	1980-94
9.	Darran Lindsay	74	1999-06
10.	James Courtney	66	1992-99

H2 Engineering Bush Road Race

250cc GP & SUPERSPORT 400

250cc GP & Supersport 400 Qualifying

Friday, 27 June 2014



250cc GP


Pos	Class	No	Name	Machine / Sponsor	Time	Best Lap Behind	Speed	On	Total Laps
Qualifying Classification									
1	250R	65	Michael SWEENEY	Honda - Cookstown BE Racing	2:25.153		82.038	3	4
2	250R	109	Neil KERNOHAN	Honda - Logan Racing	2:29.884	4.731	79.449	3	4
3	250R	97	Seamus ELLIOTT	Honda - D & G W Racing	2:32.126	6.973	78.278	4	4
4	250R	133	Sam DUNLOP	Honda - CB Racing	2:36.444	11.291	76.117	4	4
5	250R	173	John ELLA	Honda - Mols	2:36.666	11.513	76.009	4	4
6	250R	2	Brian MATEER	Yamaha	2:44.169	19.016	72.535	4	4

SUPERSPORT 400

Pos	Class	No	Name	Machine / Sponsor	Time	Best Lap Behind	Speed	On	Total Laps
Qualifying Classification									
1	400R	18	Vic ALLAN	Kawasaki 400	2:36.189		76.241	4	4
2	400R	13	Paul MAGUIRE	Kawasaki 400	2:39.070	2.881	74.861	4	4
3	400R	20	Martin LYONS	Yamaha 400 - Ewing Racing	2:39.299	3.110	74.753	4	4
4	400R	10	Sean O'NEILL	Yamaha 400	2:41.536	5.347	73.718	4	4
5	400R	42	Brian LOUGHLIN	Honda 400	2:44.061	7.872	72.583	4	4
6	400R	17	Stephen DAVISON	Kawasaki 400	2:46.791	10.602	71.395	4	4
7	400R	131	Robert CAIRNS	Kawasaki 400 - LR Tyres Racing	2:49.423	13.234	70.286	3	4
8	400R	58	Adrian LOGUE	Kawasaki 400	2:50.554	14.365	69.820	4	4
9	400R	91	Liam GREENE	Honda 400	2:51.468	15.279	69.448	4	4
10	400R	16	Roy BEATTIE	Kawasaki 400 - BSR	3:06.379	30.190	63.892	3	3

Provisional result to be confirmed by the Stewards of the Meeting subject to completion of technical inspections & the time limit for protests

Page 1 / 1

Circuit	Bush	Signed		Organising Club	Dungannon & District MCC
Length(miles)	3.3078		Chief Timekeeper	Qualifying Started	20:14
Weather	Cloudy	Issued At:	20:27		
Track	Dry				



MCUI Ulster
Centre Timing
powered by
e-Laps timing software

www.elaps-timing.com



H2 Engineering Bush Road Race

250cc GP & SUPERSPORT 400

250cc GP & Supersport 400 Qualifying

Friday, 27 June 2014

DETAILED RESULT

250cc GP

Qualifying Classification

Position

1 65 Michael SWEENEY

250R Behind

Best Time **2:25.153** Best Speed **82.038** On **3** Gp **a**

Lap	Elapsed Time	Lap Time	Lap Speed
1	3:23.075	3:23.075	58.639
2	5:49.918	2:26.843	81.094
3	8:15.071	2:25.153	82.038
4	10:41.144	2:26.073	81.521

2 109 Neil KERNOHAN

250R Behind **4.731**

Best Time **2:29.884** Best Speed **79.449** On **3** Gp **a**

Lap	Elapsed Time	Lap Time	Lap Speed
1	2:52.148	2:52.148	69.174
2	5:24.002	2:31.854	78.418
3	7:53.886	2:29.884	79.449
4	10:23.811	2:29.925	79.427

3 97 Seamus ELLIOTT

250R Behind **6.973**

Best Time **2:32.126** Best Speed **78.278** On **4** Gp **a**

Lap	Elapsed Time	Lap Time	Lap Speed
1	3:42.605	3:42.605	53.494
2	6:21.685	2:39.080	74.856
3	8:54.975	2:33.290	77.683
4	11:27.101	2:32.126	78.278

4 133 Sam DUNLOP

250R Behind **11.291**

Best Time **2:36.444** Best Speed **76.117** On **4** Gp **a**

Lap	Elapsed Time	Lap Time	Lap Speed
1	3:28.965	3:28.965	56.986
2	6:13.686	2:44.721	72.292
3	8:54.128	2:40.442	74.220
4	11:30.572	2:36.444	76.117

5 173 John ELLA

250R Behind **11.513**

Best Time **2:36.666** Best Speed **76.009** On **4** Gp **a**

Lap	Elapsed Time	Lap Time	Lap Speed
1	3:29.657	3:29.657	56.798
2	6:12.288	2:42.631	73.221
3	8:54.413	2:42.125	73.450
4	11:31.079	2:36.666	76.009

250cc GP

Qualifying Classification

Position

6 2 Brian MATEER

250R Behind **19.016**

Best Time **2:44.169** Best Speed **72.535** On **4** Gp **a**

Lap	Elapsed Time	Lap Time	Lap Speed
1	3:35.774	3:35.774	55.188
2	6:27.635	2:51.861	69.289
3	9:13.519	2:45.884	71.786
4	11:57.688	2:44.169	72.535



H2 Engineering Bush Road Race

250cc GP & SUPERSPORT 400

250cc GP & Supersport 400 Qualifying

Friday, 27 June 2014

DETAILED RESULT

SUPERSPORT 400



Qualifying Classification

Position

1 18 Vic ALLAN

400R Behind **10.602**
Best Time **2:36.189** Best Speed **76.241** On 4 Gp a

Lap	Elapsed Time	Lap Time	Lap Speed
1	3:27.797	3:27.797	57.306
2	6:14.058	2:46.261	71.623
3	9:04.089	2:50.031	70.035
4	11:40.278	2:36.189	76.241

2 13 Paul MAGUIRE

400R Behind **2.881**
Best Time **2:39.070** Best Speed **74.861** On 4 Gp a

Lap	Elapsed Time	Lap Time	Lap Speed
1	3:27.288	3:27.288	57.447
2	6:12.935	2:45.647	71.888
3	8:57.596	2:44.661	72.319
4	11:36.666	2:39.070	74.861

3 20 Martin LYONS

400R Behind **3.110**
Best Time **2:39.299** Best Speed **74.753** On 4 Gp a

Lap	Elapsed Time	Lap Time	Lap Speed
1	3:27.043	3:27.043	57.515
2	6:12.129	2:45.086	72.133
3	8:54.384	2:42.255	73.391
4	11:33.683	2:39.299	74.753

4 10 Sean O'NEILL

400R Behind **5.347**
Best Time **2:41.536** Best Speed **73.718** On 4 Gp a

Lap	Elapsed Time	Lap Time	Lap Speed
1	3:13.615	3:13.615	61.504
2	6:04.355	2:50.740	69.744
3	8:50.142	2:45.787	71.828
4	11:31.678	2:41.536	73.718

5 42 Brian LOUGHLIN

400R Behind **7.872**
Best Time **2:44.061** Best Speed **72.583** On 4 Gp a

Lap	Elapsed Time	Lap Time	Lap Speed
1	3:28.741	3:28.741	57.047
2	6:30.488	3:01.747	65.520
3	9:26.058	2:55.570	67.825
4	12:10.119	2:44.061	72.583

SUPERSPORT 400

Qualifying Classification

Position

6 17 Stephen DAVISON

400R Behind **10.602**
Best Time **2:46.791** Best Speed **71.395** On 4 Gp a

Lap	Elapsed Time	Lap Time	Lap Speed
1	3:34.562	3:34.562	55.499
2	6:25.784	2:51.222	69.548
3	9:13.156	2:47.372	71.147
4	11:59.947	2:46.791	71.395

7 131 Robert CAIRNS

400R Behind **13.234**
Best Time **2:49.423** Best Speed **70.286** On 3 Gp a

Lap	Elapsed Time	Lap Time	Lap Speed
1	3:37.075	3:37.075	54.857
2	6:28.661	2:51.586	69.400
3	9:18.084	2:49.423	70.286
4	12:09.728	2:51.644	69.377

8 58 Adrian LOGUE

400R Behind **14.365**
Best Time **2:50.554** Best Speed **69.820** On 4 Gp a

Lap	Elapsed Time	Lap Time	Lap Speed
1	3:35.203	3:35.203	55.334
2	6:30.532	2:55.329	67.918
3	9:21.812	2:51.280	69.524
4	12:12.366	2:50.554	69.820

9 91 Liam GREENE

400R Behind **15.279**
Best Time **2:51.468** Best Speed **69.448** On 4 Gp a

Lap	Elapsed Time	Lap Time	Lap Speed
1	3:29.496	3:29.496	56.842
2	6:24.767	2:55.271	67.941
3	9:17.020	2:52.253	69.131
4	12:08.488	2:51.468	69.448

10 16 Roy BEATTIE

400R Behind **30.190**
Best Time **3:06.379** Best Speed **63.892** On 3 Gp a

Lap	Elapsed Time	Lap Time	Lap Speed
1	6:39.794	6:39.794	29.786
2	9:50.244	3:10.450	62.526
3	12:56.623	3:06.379	63.892

H2 ENGINEERING BUSH ROAD RACE

250cc GP & SUPERSPORT 400

Bush 3.308 miles

R9: Grab-a-Cabbie / H2 Engineering 250cc GP / Supersport 400

28/06/2014 15:50

Race (8 Laps)

RACE 9 - 250cc GP & SUPERSPORT 400

	16	91		8
	B	A		
58	131	17		7
C	B	A		
	42	10		6
	B	A		
20	13	18	B	5
C	B	A		
<hr/>				
	118	2		4
	B	A		
	173	133		3
C	B	A		
	97	109	65	2
	B	A		
		POLE POSITION	A	1

H2 Engineering Bush Road Race

250cc GP & SUPERSPORT 400

Race 9 - Grab-a-Cabbie / H2 Engineering Junior

Saturday, 28 June 2014



250cc GP

Pos	Class	No	Name	Machine / Sponsor	Gp	Laps	Total Time	Behind	Speed	-----Best Lap-----		
										Time	Speed	On
1	250R	65	Michael SWEENEY	Honda - Cookstown BE Racing	a	6	14:15.494		83.517	2:21.177	84.349	4
2	250R	97	Seamus ELLIOTT	Honda - D & G W Racing	a	6	14:26.761	11.267	82.432	2:22.306	83.679	2
3	250R	109	Neil KERNOHAN	Honda - Logan Racing	a	6	14:46.313	30.819	80.613	2:26.015	81.554	4
4	250R	173	John ELLA	Honda - Mols	a	6	15:20.306	1:04.812	77.636	2:30.226	79.268	5
5	250R	80	Phil ARCHER	Honda	a	6	15:20.742	1:05.248	77.599	2:29.139	79.846	5
6	250R	133	Sam DUNLOP	Honda - CB Racing	a	6	15:27.115	1:11.621	77.065	2:32.806	77.930	4
7	250R	118	Warren REEVE	Honda - CB Racing	a	6	16:29.646	2:14.152	72.196	2:36.803	75.943	6

Fastest Lap

250R	65	Michael SWEENEY	Honda - Cookstown BE Racing	a						2:21.177	84.349	4
------	----	-----------------	-----------------------------	---	--	--	--	--	--	----------	--------	---

SUPERSPORT 400

Pos	Class	No	Name	Machine / Sponsor	Gp	Laps	Total Time	Behind	Speed	-----Best Lap-----		
										Time	Speed	On
1	400R	18	Vic ALLAN	Kawasaki 400	b	6	15:33.994		76.498	2:32.786	77.940	6
2	400R	13	Paul MAGUIRE	Kawasaki 400	b	6	15:35.578	1.584	76.368	2:33.007	77.827	6
3	400R	42	Brian LOUGHLIN	Honda 400	b	6	16:02.122	28.128	74.261	2:38.260	75.244	6
4	400R	17	Stephen DAVISON	Kawasaki 400	b	6	16:25.189	51.195	72.523	2:41.742	73.624	3
5	400R	91	Liam GREENE	Honda 400	b	6	16:28.494	54.500	72.280	2:40.984	73.971	5
6	400R	58	Adrian LOGUE	Kawasaki 400	b	6	16:30.587	56.593	72.127	2:40.980	73.972	6


Fastest Lap

400R	18	Vic ALLAN	Kawasaki 400	b						2:32.786	77.940	6
------	----	-----------	--------------	---	--	--	--	--	--	----------	--------	---

Not Classified

DNF	400R	131	Robert CAIRNS	Kawasaki 400 - LR Tyres Racing	b	6	16:02.593	1:47.099	74.225	2:38.965	74.910	2
DNF	400R	20	Martin LYONS	Yamaha 400 - Ewing Racing	b	4	11:05.938	2 Laps	71.527	2:41.592	73.692	3

Provisional result to be confirmed by the Stewards of the Meeting subject to completion of technical inspections & the time limit for protests

Circuit	Bush	Signed		Organising Club	Dungannon & District MCC
Length(miles)	3.3078		Chief Timekeeper	Race Started	17:03
Weather	Cloudy	Issued At:	17:28	Gp Time Diff - b	12.59
Track	Dry				



MCUI Ulster
Centre Timing
powered by
e-Laps timing software

www.elaps-timing.com



H2 Engineering Bush Road Race

250cc GP & SUPERSPORT 400

Race 9 - Grab-a-Cabbie / H2 Engineering Junior

Saturday, 28 June 2014

DETAILED RESULT



250cc GP

Race Classification

1 65 Michael SWEENEY

Total Time **14:15.494** Avg Speed **83.517** Behind
Best Time **2:21.177** Best Speed **84.349** On 4 Gp a

Lap	Elapsed Time	Lap Time	Lap Speed
1	2:26.692	2:26.692	81.177
2	4:48.144	2:21.452	84.185
3	7:10.150	2:22.006	83.856
4	9:31.327	2:21.177	84.349
5	11:53.280	2:21.953	83.887
6	14:15.494	2:22.214	83.734

2 97 Seamus ELLIOTT

Total Time **14:26.761** Avg Speed **82.432** Behind **11.267**
Best Time **2:22.306** Best Speed **83.679** On 2 Gp a

Lap	Elapsed Time	Lap Time	Lap Speed
1	2:27.065	2:27.065	80.972
2	4:49.371	2:22.306	83.679
3	7:13.660	2:24.289	82.529
4	9:38.638	2:24.978	82.137
5	12:02.533	2:23.895	82.755
6	14:26.761	2:24.228	82.564

3 109 Neil KERNOHAN

Total Time **14:46.313** Avg Speed **80.613** Behind **30.819**
Best Time **2:26.015** Best Speed **81.554** On 4 Gp a

Lap	Elapsed Time	Lap Time	Lap Speed
1	2:31.403	2:31.403	78.652
2	4:58.347	2:26.944	81.038
3	7:25.836	2:27.489	80.739
4	9:51.851	2:26.015	81.554
5	12:18.311	2:26.460	81.306
6	14:46.313	2:28.002	80.459

4 173 John ELLA

Total Time **15:20.306** Avg Speed **77.636** Behind **1:04.812**
Best Time **2:30.226** Best Speed **79.268** On 5 Gp a

Lap	Elapsed Time	Lap Time	Lap Speed
1	2:38.736	2:38.736	75.018
2	5:13.044	2:34.308	77.171
3	7:46.707	2:33.663	77.495
4	10:19.378	2:32.671	77.998
5	12:49.604	2:30.226	79.268
6	15:20.306	2:30.702	79.017

250cc GP

Race Classification

5 80 Phil ARCHER

Total Time **15:20.742** Avg Speed **77.599** Behind **1:05.248**
Best Time **2:29.139** Best Speed **79.846** On 5 Gp a

Lap	Elapsed Time	Lap Time	Lap Speed
1	2:42.611	2:42.611	73.230
2	5:17.048	2:34.437	77.106
3	7:50.852	2:33.804	77.424
4	10:22.373	2:31.521	78.590
5	12:51.512	2:29.139	79.846
6	15:20.742	2:29.230	79.797

6 133 Sam DUNLOP

Total Time **15:27.115** Avg Speed **77.065** Behind **1:11.621**
Best Time **2:32.806** Best Speed **77.930** On 4 Gp a

Lap	Elapsed Time	Lap Time	Lap Speed
1	2:38.537	2:38.537	75.112
2	5:12.870	2:34.333	77.158
3	7:46.595	2:33.725	77.464
4	10:19.401	2:32.806	77.930
5	12:53.209	2:33.808	77.422
6	15:27.115	2:33.906	77.372

7 118 Warren REEVE

Total Time **16:29.646** Avg Speed **72.196** Behind **2:14.152**
Best Time **2:36.803** Best Speed **75.943** On 6 Gp a

Lap	Elapsed Time	Lap Time	Lap Speed
1	3:07.252	3:07.252	63.594
2	5:51.141	2:43.889	72.659
3	8:31.019	2:39.878	74.482
4	11:12.165	2:41.146	73.896
5	13:52.843	2:40.678	74.111
6	16:29.646	2:36.803	75.943

H2 Engineering Bush Road Race

250cc GP & SUPERSPORT 400

Race 9 - Grab-a-Cabbie / H2 Engineering Junior

Saturday, 28 June 2014

DETAILED RESULT



SUPERSPORT 400

Race Classification

1 18 Vic ALLAN

Total Time **15:33.994** Avg Speed **76.498** Behind
Best Time **2:32.786** Best Speed **77.940** On **6** Gp **b**

Lap	Elapsed Time	Lap Time	Lap Speed
1	2:41.234	2:41.234	73.856
2	5:17.777	2:36.543	76.069
3	7:53.260	2:35.483	76.588
4	10:27.955	2:34.695	76.978
5	13:01.208	2:33.253	77.702
6	15:33.994	2:32.786	77.940

2 13 Paul MAGUIRE

Total Time **15:35.578** Avg Speed **76.368** Behind **1.584**
Best Time **2:33.007** Best Speed **77.827** On **6** Gp **b**

Lap	Elapsed Time	Lap Time	Lap Speed
1	2:39.761	2:39.761	74.537
2	5:16.838	2:37.077	75.810
3	7:53.521	2:36.683	76.001
4	10:28.701	2:35.180	76.737
5	13:02.571	2:33.870	77.391
6	15:35.578	2:33.007	77.827

3 42 Brian LOUGHLIN

Total Time **16:02.122** Avg Speed **74.261** Behind **28.128**
Best Time **2:38.260** Best Speed **75.244** On **6** Gp **b**

Lap	Elapsed Time	Lap Time	Lap Speed
1	2:43.452	2:43.452	72.854
2	5:22.586	2:39.134	74.831
3	8:03.221	2:40.635	74.131
4	10:44.208	2:40.987	73.969
5	13:23.862	2:39.654	74.587
6	16:02.122	2:38.260	75.244

4 17 Stephen DAVISON

Total Time **16:25.189** Avg Speed **72.523** Behind **51.195**
Best Time **2:41.742** Best Speed **73.624** On **3** Gp **b**

Lap	Elapsed Time	Lap Time	Lap Speed
1	2:50.257	2:50.257	69.942
2	5:33.873	2:43.616	72.781
3	8:15.615	2:41.742	73.624
4	10:59.008	2:43.393	72.880
5	13:42.132	2:43.124	73.000
6	16:25.189	2:43.057	73.030

SUPERSPORT 400

Race Classification

5 91 Liam GREENE

Total Time **16:28.494** Avg Speed **72.280** Behind **54.500**
Best Time **2:40.984** Best Speed **73.971** On **5** Gp **b**

Lap	Elapsed Time	Lap Time	Lap Speed
1	2:51.519	2:51.519	69.427
2	5:38.939	2:47.420	71.127
3	8:21.849	2:42.910	73.096
4	11:06.322	2:44.473	72.401
5	13:47.306	2:40.984	73.971
6	16:28.494	2:41.188	73.877

6 58 Adrian LOGUE

Total Time **16:30.587** Avg Speed **72.127** Behind **56.593**
Best Time **2:40.980** Best Speed **73.972** On **6** Gp **b**

Lap	Elapsed Time	Lap Time	Lap Speed
1	2:54.541	2:54.541	68.225
2	5:40.289	2:45.748	71.844
3	8:23.159	2:42.870	73.114
4	11:07.613	2:44.454	72.410
5	13:49.607	2:41.994	73.509
6	16:30.587	2:40.980	73.972

Not Classified

DNF 131 Robert CAIRNS

Total Time **16:02.593** Avg Speed **74.225** Behind **1:47.099**
Best Time **2:38.965** Best Speed **74.910** On **2** Gp **b**

Lap	Elapsed Time	Lap Time	Lap Speed
1	2:44.866	2:44.866	72.229
2	5:23.831	2:38.965	74.910
3	8:03.606	2:39.775	74.530
4	10:43.935	2:40.329	74.273
5	13:23.474	2:39.539	74.641
6	16:02.593	2:39.119	74.838

DNF 20 Martin LYONS

Total Time **11:05.938** Avg Speed **71.527** Behind **2 Laps**
Best Time **2:41.592** Best Speed **73.692** On **3** Gp **b**

Lap	Elapsed Time	Lap Time	Lap Speed
1	2:41.718	2:41.718	73.635
2	5:41.226	2:59.508	66.337
3	8:22.818	2:41.592	73.692
4	11:05.938	2:43.120	73.002



MCUI Ulster
Centre Timing
powered by
e-Laps timing software

www.elaps-timing.com



H2 Engineering Bush Road Race

250cc GP & SUPERSPORT 400

Race 9 - Grab-a-Cabbie / H2 Engineering Junior

LAP CHART

**1**

No	Name	G	Elapsed Time	Lap Time
65	Michael SWEENEY	a	2:26.692	2:26.692
97	Seamus ELLIOTT	a	2:27.065	2:27.065
109	Neil KERNOHAN	a	2:31.403	2:31.403
133	Sam DUNLOP	a	2:38.537	2:38.537
173	John ELLA	a	2:38.736	2:38.736
13	Paul MAGUIRE	b	2:39.761	2:39.761
18	Vic ALLAN	b	2:41.234	2:41.234
20	Martin LYONS	b	2:41.718	2:41.718
80	Phil ARCHER	a	2:42.611	2:42.611
42	Brian LOUGHLIN	b	2:43.452	2:43.452
131	Robert CAIRNS	b	2:44.866	2:44.866
17	Stephen DAVISON	b	2:50.257	2:50.257
91	Liam GREENE	b	2:51.519	2:51.519
58	Adrian LOGUE	b	2:54.541	2:54.541
118	Warren REEVE	a	3:07.252	3:07.252

2

No	Name	G	Elapsed Time	Lap Time
65	Michael SWEENEY	a	4:48.144	2:21.452
97	Seamus ELLIOTT	a	4:49.371	2:22.306
109	Neil KERNOHAN	a	4:58.347	2:26.944
133	Sam DUNLOP	a	5:12.870	2:34.333
173	John ELLA	a	5:13.044	2:34.308
13	Paul MAGUIRE	b	5:16.838	2:37.077
80	Phil ARCHER	a	5:17.048	2:34.437
18	Vic ALLAN	b	5:17.777	2:36.543
42	Brian LOUGHLIN	b	5:22.586	2:39.134
131	Robert CAIRNS	b	5:23.831	2:38.965
17	Stephen DAVISON	b	5:33.873	2:43.616
91	Liam GREENE	b	5:38.939	2:47.420
58	Adrian LOGUE	b	5:40.289	2:45.748
20	Martin LYONS	b	5:41.226	2:59.508
118	Warren REEVE	a	5:51.141	2:43.889

3

No	Name	G	Elapsed Time	Lap Time
65	Michael SWEENEY	a	7:10.150	2:22.006
97	Seamus ELLIOTT	a	7:13.660	2:24.289
109	Neil KERNOHAN	a	7:25.836	2:27.489
133	Sam DUNLOP	a	7:46.595	2:33.725
173	John ELLA	a	7:46.707	2:33.663
80	Phil ARCHER	a	7:50.852	2:33.804
18	Vic ALLAN	b	7:53.260	2:35.483
13	Paul MAGUIRE	b	7:53.521	2:36.683
42	Brian LOUGHLIN	b	8:03.221	2:40.635
131	Robert CAIRNS	b	8:03.606	2:39.775
17	Stephen DAVISON	b	8:15.615	2:41.742
91	Liam GREENE	b	8:21.849	2:42.910
20	Martin LYONS	b	8:22.818	2:41.592
58	Adrian LOGUE	b	8:23.159	2:42.870
118	Warren REEVE	a	8:31.019	2:39.878

4

No	Name	G	Elapsed Time	Lap Time
65	Michael SWEENEY	a	9:31.327	2:21.177
97	Seamus ELLIOTT	a	9:38.638	2:24.978
109	Neil KERNOHAN	a	9:51.851	2:26.015
173	John ELLA	a	10:19.378	2:32.671
133	Sam DUNLOP	a	10:19.401	2:32.806
80	Phil ARCHER	a	10:22.373	2:31.521
18	Vic ALLAN	b	10:27.955	2:34.695
13	Paul MAGUIRE	b	10:28.701	2:35.180
131	Robert CAIRNS	b	10:43.935	2:40.329
42	Brian LOUGHLIN	b	10:44.208	2:40.987
17	Stephen DAVISON	b	10:59.008	2:43.393
20	Martin LYONS	b	11:05.938	2:43.120
91	Liam GREENE	b	11:06.322	2:44.473
58	Adrian LOGUE	b	11:07.613	2:44.454
118	Warren REEVE	a	11:12.165	2:41.146

5

No	Name	G	Elapsed Time	Lap Time
65	Michael SWEENEY	a	11:53.280	2:21.953
97	Seamus ELLIOTT	a	12:02.533	2:23.895
109	Neil KERNOHAN	a	12:18.311	2:26.460
173	John ELLA	a	12:49.604	2:30.226
80	Phil ARCHER	a	12:51.512	2:29.139
133	Sam DUNLOP	a	12:53.209	2:33.808
18	Vic ALLAN	b	13:01.208	2:33.253
13	Paul MAGUIRE	b	13:02.571	2:33.870
131	Robert CAIRNS	b	13:23.474	2:39.539
42	Brian LOUGHLIN	b	13:23.862	2:39.654
17	Stephen DAVISON	b	13:42.132	2:43.124
91	Liam GREENE	b	13:47.306	2:40.984
58	Adrian LOGUE	b	13:49.607	2:41.994
118	Warren REEVE	a	13:52.843	2:40.678

6

No	Name	G	Elapsed Time	Lap Time
65	Michael SWEENEY	a	14:15.494	2:22.214
97	Seamus ELLIOTT	a	14:26.761	2:24.228
109	Neil KERNOHAN	a	14:46.313	2:28.002
173	John ELLA	a	15:20.306	2:30.702
80	Phil ARCHER	a	15:20.742	2:29.230
133	Sam DUNLOP	a	15:27.115	2:33.906
18	Vic ALLAN	b	15:33.994	2:32.786
13	Paul MAGUIRE	b	15:35.578	2:33.007
42	Brian LOUGHLIN	b	16:02.122	2:38.260
131	Robert CAIRNS	b	16:02.593	2:39.119
17	Stephen DAVISON	b	16:25.189	2:43.057
91	Liam GREENE	b	16:28.494	2:41.188
118	Warren REEVE	a	16:29.646	2:36.803
58	Adrian LOGUE	b	16:30.587	2:40.980

ROAD RACE - IRISH 250GP

2014

Pos	No.	Name	Total	Diff	Gap	#1 #2 #3 #4			
						R1	R1	R1	R1
1	65	Michael SWEENEY	100	0	0	25	25	25	25
2	173	John ELLA	66	34	34	20	20	13	13
3	97	Seamus ELLIOTT	40	60	26	x	x	20	20
4	33	Sam DUNLOP	39	61	1	13	16	x	10
5	74	Tommy HENRY	32	68	7	16	x	16	x
6	18	Paul ROBINSON	24	76	8	x	13	11	x
7	109	Neil KERNOHAN	16	84	8	x	x	x	16
8	80	Phill ARCHER	11	89	5	x	x	x	11
9	41	Ben REA	11	89	0	11	x	x	x
10	118	Warren REEVE	9	91	2	x	x	x	9

Event Legend

#1	25/04/2014	KDM HIRE COOKSTOWN 100	#3	21/06/2014	CAROLE NASH KELLS ROAD RACE
#2	02/05/2014	AROUND A POUND TANDRAGEE 100	#4	27/06/2014	H2 ENGINEERING BUSH ROAD RACE

ROAD RACE - IRISH SUPERSPORT 400

2014

Pos	No.	Name	Total	Diff	Gap	#1 #2 #3 #4			
						R1	R1	R1	R1
1	13	Paul MAGUIRE	69	0	0	9	20	20	20
2	18	Vic ALLAN	46	23	23	8	x	13	25
3	33	David HOWARD	41	28	5	16	x	25	x
4	8	Anthony McCOLGAN	38	31	3	13	25	x	x
5	42	Brian LOUGHLIN	35	34	3	3	16	x	16
6	17	Stephen DAVISON	35	34	0	x	11	11	13
7	20	Martin LYONS	26	43	9	10	x	16	x
8	29	Alastair HAWORTH	25	44	1	25	x	x	x
9	70	Brendan MERRIGAN	21	48	4	11	x	10	x
10	117	Alastair BAYLEY	20	49	1	20	x	x	x
11	91	Liam GREENE	20	49	0	x	9	x	11
12	57	Yvonne MONTGOMERY	17	52	3	x	10	7	x
13	96	Stephen CARR	15	54	2	2	13	x	x
14	58	Adrian LOGUE	10	59	5	x	x	x	10
15	45	Gavin BROWN	9	60	1	x	x	9	x
16	67	Brendan GLOVER	8	61	1	x	x	8	x
17	142	Stuart RAYNER	8	61	0	x	8	x	x
18	6	Leon MURPHY	7	62	1	7	x	x	x
19	16	Roy BEATTIE	7	62	0	x	7	x	x
20	77	Mark SHIELS	6	63	1	6	x	x	x
21	44	Mick JORDAN	5	64	1	5	x	x	x
22	9	Kevin MURPHY	4	65	1	4	x	x	x
23	131	Robert CAIRNS	1	68	3	1	x	x	x

Event Legend

#1	25/04/2014	KDM HIRE COOKSTOWN 100	#3	21/06/2014	CAROLE NASH KELLS ROAD RACE
#2	02/05/2014	AROUND A POUND TANDRAGEE 100	#4	27/06/2014	H2 ENGINEERING BUSH ROAD RACE

ROAD RACE - ULSTER 250GP

2014

Pos	No.	Name	Total	Diff	Gap	#1	#2	#3
						R1	R1	R1
1	65	Michael SWEENEY	75	0	0	25	25	25
2	173	John ELLA	53	22	22	20	20	13
3	33	Sam DUNLOP	39	36	14	13	16	10
4	97	Seamus ELLIOTT	20	55	19	x	x	20
5	109	Neil KERNOHAN	16	59	4	x	x	16
6	74	Tommy HENRY	16	59	0	16	x	x
7	18	Paul ROBINSON	13	62	3	x	13	x
8	80	Phill ARCHER	11	64	2	x	x	11
9	41	Ben REA	11	64	0	11	x	x
10	118	Warren REEVE	9	66	2	x	x	9

Event Legend

#1	25/04/2014	KDM HIRE COOKSTOWN 100	#3	27/06/2014	H2 ENGINEERING BUSH ROAD RACE
#2	02/05/2014	AROUND A POUND TANDRAGEE 100			

ROAD RACE - ULSTER SUPERSPORT 400

2014

Pos	No.	Name	Total	Diff	Gap	#1	#2	#3
						R1	R1	R1
1	13	Paul MAGUIRE	49	0	0	9	20	20
2	8	Anthony McCOLGAN	38	11	11	13	25	x
3	42	Brian LOUGHLIN	35	14	3	3	16	16
4	18	Vic ALLAN	33	16	2	8	x	25
5	29	Alastair HAWORTH	25	24	8	25	x	x
6	17	Stephen DAVISON	24	25	1	x	11	13
7	117	Alastair BAYLEY	20	29	4	20	x	x
8	91	Liam GREENE	20	29	0	x	9	11
9	33	David HOWARD	16	33	4	16	x	x
10	96	Stephen CARR	15	34	1	2	13	x
11	70	Brendan MERRIGAN	11	38	4	11	x	x
12	20	Martin LYONS	10	39	1	10	x	x
13	58	Adrian LOGUE	10	39	0	x	x	10
14	57	Yvonne MONTGOMERY	10	39	0	x	10	x
15	142	Stuart RAYNER	8	41	2	x	8	x
16	6	Leon MURPHY	7	42	1	7	x	x
17	16	Roy BEATTIE	7	42	0	x	7	x
18	77	Mark SHIELS	6	43	1	6	x	x
19	44	Mick JORDAN	5	44	1	5	x	x
20	9	Kevin MURPHY	4	45	1	4	x	x
21	131	Robert CAIRNS	1	48	3	1	x	x

Event Legend

#1	25/04/2014	KDM HIRE COOKSTOWN 100	#3	27/06/2014	H2 ENGINEERING BUSH ROAD RACE
#2	02/05/2014	AROUND A POUND TANDRAGEE 100			