



POWERED BY


BELFAST TELEGRAPH

ULSTER GRAND PRIX BIKE WEEK
15th – 18th AUGUST 2007

promoted by
Dundrod & District Motorcycle Club
www.ulstergrandprix.co.uk

BELFAST TELEGRAPH

UGP SUPERBIKE RACE



BBC SPORT

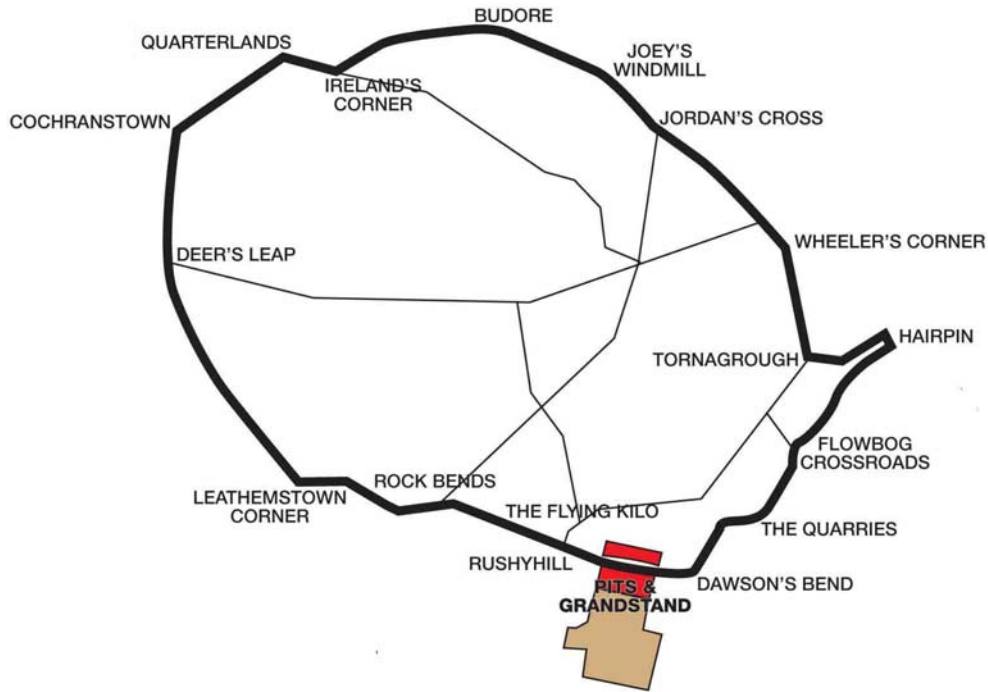
NI



2&4
WHEEL MOTORSPORT
STEERING GROUP LTD.

The Dundrod Circuit

7.401 miles



LAP RECORDS

Class	Name	Machine	m s	mph	Year
125cc	Gary Dynes	Honda	3 56.89	112.474	1999
250cc	Darran Lindsay	Honda	3 38.634	121.866	2006
Lightweight Supersport	Jason Griffiths	Yamaha	3 58.43	111.748	2003
Supersport 600	Ian Hutchinson	Kawasaki	3 32.414	125.434	2006
Superstock	Bruce Anstey (NZ)	Suzuki	3 28.23	127.955	2003
Superbike	John McGuinness	Honda	3 22.282	131.717	2007
Challenge 1000cc	Keith Amor	Suzuki	3 32.175	125.575	2006
National 750cc	Conor Cummins	Yamaha 600	3 41.921	120.061	2006

Ulster Grand Prix Bike Week

SUPERBIKE / SUPERSTOCK

UGP Qualifying Session One

Wednesday, 15 August 2007



UGP Superbike Qualifying Session

Qualifying Time

4:09.577

Qualifying Speed


106.756

Pos	Class	No	Name	Machine / Sponsor	Time	Best Lap Behind	Speed	On	Total Laps	Qualifying Laps
Qualifying Classification										
1	GPSBK	8	Ian HUTCHINSON	Honda - HM Plant Honda	3:28.957		127.509	7	7	4
2	GPSBK	9	Keith AMOR	Yamaha - AIM Racing	3:31.805	2.848	125.795	8	8	7
3	GPSBK	2	Adrian ARCHIBALD	Suzuki - Relentless Suzuki by TAS Racing	3:32.644	3.687	125.298	4	4	3
4	GPSBK	4	John McGUINNESS	Honda - HM Plant Honda	3:34.176	5.219	124.402	3	4	3
5	GPSBK	17	James McBRIDE	Yamaha - MTA / Leyford Construction	3:34.359	5.402	124.296	7	8	6
6	GPSBK	5	Bruce ANSTEY	Suzuki - Relentless Suzuki by TAS Racing	3:34.647	5.690	124.129	3	6	4
7	GPSBK	7	Ian LOUGHER	Honda - Stobart Motorsport	3:36.406	7.449	123.120	3	4	2
8	GPSBK	6	William DUNLOP	Suzuki - Raymond Lilley Electrical	3:36.710	7.753	122.948	2	4	2
9	GPSBK	10	Conor CUMMINS	Yamaha - JMF Team Millsport Racing	3:36.825	7.868	122.882	5	5	4
10	GPSBK	26	Stephen THOMPSON	Yamaha - Aim Racing	3:37.663	8.706	122.409	3	4	2
11	GPSBK	45	Martin FINNEGAN	Honda - Mark Johns Motors	3:38.007	9.050	122.216	4	4	3
12	GPSBK	14	Paul HUNT	Yamaha - Sloppy Racing	3:38.977	10.020	121.675	8	8	6
13	GPSBK	22	Mark BUCKLEY	Kawasaki - Anglo Irish Racing	3:40.272	11.315	120.959	7	8	5
14	GPSBK	32	Paul CRANSTON	Honda - P&J	3:40.356	11.399	120.913	8	8	4
15	GPSBK	36	Michael PEARSON	Yamaha - Carryduff Forklifts	3:41.382	12.425	120.353	3	7	4
16	GPSBK	39	James REDPATH	Suzuki - Raymond Lilley Electrical	3:41.601	12.644	120.234	3	4	3
17	GPSBK	71	Davy MORGAN	Honda - Investasure Financial Services	3:42.792	13.835	119.591	2	4	2
18	GPSBK	21	Les SHAND	Honda - Barron Transport Services	3:43.400	14.443	119.266	3	4	2
19	GPSBK	19	Gary JOHNSON	Yamaha - Speedfreak Race Team	3:43.814	14.857	119.045	2	4	2
20	GPSBK	41	Darren BURNS	Yamaha - McKinstry Skip Hire	3:43.818	14.861	119.043	2	4	4
21	GPSBK	70	Victor GILMORE	Yamaha - T Lindsay Racing	3:44.165	15.208	118.859	8	8	5
22	GPSBK	23	Michael DUNLOP	Yamaha - D & M Racing	3:44.236	15.279	118.821	7	7	4
23	GPSBK	68	Paul OWEN	Kawasaki - Team #98	3:45.346	16.389	118.236	2	4	2
24	GPSBK	86	Cameron DONALD	Honda - Robinson Concrete/Uel Duncan	3:46.396	17.439	117.687	3	4	3
25	GPSBK	33	Liam QUINN	Yamaha - Team Racing	3:47.629	18.672	117.050	3	4	2
26	GPSBK	40	Paul SHOESMITH	Yamaha - Speedfreak Race Team	3:48.586	19.629	116.560	9	10	7
27	GPSBK	24	Rob I'ANSON	Suzuki - VRS Racing	3:49.115	20.158	116.291	3	4	3
28	GPSBK	43	Fabrice MIGUET	Suzuki	3:50.156	21.199	115.765	2	7	3
29	GPSBK	89	Alan CONNOR	Suzuki - Dunshaughlin RRSC	3:53.313	24.356	114.198	3	7	4
30	GPSBK	30	Kevin STROWGER	Suzuki - Mistral Racing Ltd	3:54.566	25.609	113.588	2	8	5
31	GPSBK	20	Denver ROBB	Suzuki - Mar-Train Racing	3:55.024	26.067	113.367	2	4	2
32	GPSBK	49	Noel HUDSON	Kawasaki - AJS	3:55.325	26.368	113.222	3	4	2
33	GPSBK	69	Dave WOOLAMS	Suzuki - Scott Bros.	3:55.694	26.737	113.045	3	4	2
34	GPSBK	50	James BRESLIN	Kawasaki	3:56.523	27.566	112.648	3	4	2
35	GPSBK	72	Stephen McILVENNA	Honda - T7 Murray	3:56.635	27.678	112.595	3	4	2
36	GPSBK	90	Craig ATKINSON	Honda - VRS Racing	3:57.781	28.824	112.053	9	10	6
37	GPSBK	29	Richard EGLIN	Suzuki - Frame Fast	3:58.251	29.294	111.831	3	4	2
38	GPSBK	28	John CRELLIN	Suzuki	4:01.296	32.339	110.420	2	6	2
39	GPSBK	59	Gareth ROBERTS	Yamaha - Saf Ims Racing	4:01.928	32.971	110.132	2	4	2
40	GPSBK	31	John TATTERSALL	Suzuki	4:03.856	34.899	109.261	2	4	2
41	GPSBK	48	Paul DUCKETT	Kawasaki - Wilson & Collins	4:04.122	35.165	109.142	3	4	2

Non Qualifiers

GPSBK	1	Guy MARTIN	Honda - Hydrex Honda	3:30.902	1.945	126.333	2	2	1
GPSBK	38	Eric WILSON	Yamaha	4:12.976	44.019	105.322	7	7	0
GPSBK	42	Graham OAKLAND	Yamaha - DF Racing	4:46.033	1:17.076	93.150	7	8	0
GPSBK	34	Dwyer AGNEW	Suzuki	5:30.002	2:01.045	80.739	1	1	0
GPSBK	16	John BURROWS	Honda - HM Sports Motorhomes	7:54.441	4:25.484	56.159	2	2	0

These Results are provisional and are subject to ratification by the Stewards of the Meeting.

Track	Dundrod	Signed	Organising Club	Dundrod & District MCC
Length(miles)	7.4011 Lap 1 (7.2801)		Chief Timekeeper	
Weather	Cloudy	Issued At:	19:41:57	Qualifying Started
Track	Dry			18:48:36.038



Ulster Grand Prix Bike Week

SUPERBIKE / SUPERSTOCK

UGP Qualifying Session One

Wednesday, 15 August 2007

DETAILED RESULT



UGP Superbike Qualifying Session One

UGP Superbike Qualifying Session One

Qualifying Classification

Position

1 **8 Ian HUTCHINSON**

GPSBK Behind **2.848**
Best Time **3:28.957** Best Speed **127.509** On **7** Gp **a**

Lap	Elapsed Time	Lap Time	Lap Speed
1	4:43.768	4:43.768	92.358
2	8:19.386	3:35.618	123.570
3	11:49.405	3:30.019	126.865
4	16:01.998	4:12.593	105.482
5	34:02.794	18:00.796	24.652
6	37:33.536	3:30.742	126.429
7	41:02.493	3:28.957	127.509

2 **9 Keith AMOR**

GPSBK Behind **2.848**
Best Time **3:31.805** Best Speed **125.795** On **8** Gp **a**

Lap	Elapsed Time	Lap Time	Lap Speed
1	3:45.744	3:45.744	116.098
2	7:20.563	3:34.819	124.030
3	10:53.110	3:32.547	125.356
4	14:31.008	3:37.898	122.277
5	32:33.978	18:02.970	24.603
6	36:07.593	3:33.615	124.729
7	39:39.921	3:32.328	125.485
8	43:11.726	3:31.805	125.795

3 **2 Adrian ARCHIBALD**

GPSBK Behind **3.687**
Best Time **3:32.644** Best Speed **125.298** On **4** Gp **a**

Lap	Elapsed Time	Lap Time	Lap Speed
1	32:06.156	32:06.156	13.607
2	35:40.964	3:34.808	124.036
3	39:15.216	3:34.252	124.358
4	42:47.860	3:32.644	125.298

4 **4 John McGUINNESS**

GPSBK Behind **5.219**
Best Time **3:34.176** Best Speed **124.402** On **3** Gp **a**

Lap	Elapsed Time	Lap Time	Lap Speed
1	4:59.505	4:59.505	87.506
2	8:37.125	3:37.620	122.433
3	12:11.301	3:34.176	124.402
4	16:08.336	3:57.035	112.405

Qualifying Classification

Position

5 **17 James McBRIDE**

GPSTK Behind **5.402**
Best Time **3:34.359** Best Speed **124.296** On **7** Gp **a**

Lap	Elapsed Time	Lap Time	Lap Speed
1	4:28.682	4:28.682	97.544
2	8:09.382	3:40.700	120.725
3	11:46.921	3:37.539	122.479
4	15:44.942	3:58.021	111.940
5	31:56.956	16:12.014	27.411
6	35:34.109	3:37.153	122.697
7	39:08.468	3:34.359	124.296
8	42:43.612	3:35.144	123.842

6 **5 Bruce ANSTEY**

GPSBK Behind **5.690**
Best Time **3:34.647** Best Speed **124.129** On **3** Gp **a**

Lap	Elapsed Time	Lap Time	Lap Speed
1	5:14.361	5:14.361	83.370
2	8:49.077	3:34.716	124.089
3	12:23.724	3:34.647	124.129
4	16:03.886	3:40.162	121.020
5	20:06.147	4:02.261	109.980
6	43:21.619	23:15.472	19.093

7 **7 Ian LOUGHER**

GPSBK Behind **7.449**
Best Time **3:36.406** Best Speed **123.120** On **3** Gp **a**

Lap	Elapsed Time	Lap Time	Lap Speed
1	5:37.180	5:37.180	77.728
2	9:13.785	3:36.605	123.007
3	12:50.191	3:36.406	123.120
4	17:00.662	4:10.471	106.375

8 **6 William DUNLOP**

GPSBK Behind **7.753**
Best Time **3:36.710** Best Speed **122.948** On **2** Gp **a**

Lap	Elapsed Time	Lap Time	Lap Speed
1	5:57.254	5:57.254	73.361
2	9:33.964	3:36.710	122.948
3	13:11.714	3:37.750	122.360
4	17:58.637	4:46.923	92.861

Ulster Grand Prix Bike Week

SUPERBIKE / SUPERSTOCK

UGP Qualifying Session One

Wednesday, 15 August 2007

DETAILED RESULT



UGP Superbike Qualifying Session One

Qualifying Classification

Position

9 10 Conor CUMMINS

GPSBK Behind 7.868
Best Time 3:36.825 Best Speed 122.882 On 5 Gp a

Lap	Elapsed Time	Lap Time	Lap Speed
1	27:48.117	27:48.117	15.711
2	31:33.192	3:45.075	118.378
3	35:12.270	3:39.078	121.619
4	38:49.542	3:37.272	122.630
5	42:26.367	3:36.825	122.882

10 26 Stephen THOMPSON

GPSBK Behind 8.706
Best Time 3:37.663 Best Speed 122.409 On 3 Gp a

Lap	Elapsed Time	Lap Time	Lap Speed
1	4:28.455	4:28.455	97.627
2	8:09.054	3:40.599	120.780
3	11:46.717	3:37.663	122.409
4	15:56.663	4:09.946	106.599

11 45 Martin FINNEGAN

GPSBK Behind 9.050
Best Time 3:38.007 Best Speed 122.216 On 4 Gp a

Lap	Elapsed Time	Lap Time	Lap Speed
1	28:49.760	28:49.760	15.151
2	32:33.663	3:43.903	118.998
3	36:12.846	3:39.183	121.560
4	39:50.853	3:38.007	122.216

12 14 Paul HUNT

GPSBK Behind 10.020
Best Time 3:38.977 Best Speed 121.675 On 8 Gp a

Lap	Elapsed Time	Lap Time	Lap Speed
1	4:53.996	4:53.996	89.145
2	8:36.121	3:42.125	119.950
3	12:17.164	3:41.043	120.537
4	16:19.907	4:02.743	109.762
5	20:33.659	13:13.752	33.567
6	33:21.409	3:47.750	116.988
7	37:02.681	3:41.272	120.413
8	40:41.658	3:38.977	121.675

UGP Superbike Qualifying Session One

Qualifying Classification

Position

13 22 Mark BUCKLEY

GPSTK Behind 11.315
Best Time 3:40.272 Best Speed 120.959 On 7 Gp a

Lap	Elapsed Time	Lap Time	Lap Speed
1	5:37.358	5:37.358	77.687
2	9:20.793	3:43.435	119.247
3	13:07.157	3:46.364	117.704
4	17:18.994	4:11.837	105.798
5	21:38.736	12:19.742	36.018
6	33:21.495	3:42.759	119.609
7	37:01.767	3:40.272	120.959
8	40:42.080	3:40.313	120.937

14 32 Paul CRANSTON

GPSBK Behind 11.399
Best Time 3:40.356 Best Speed 120.913 On 8 Gp a

Lap	Elapsed Time	Lap Time	Lap Speed
1	9:20.723	9:20.723	46.740
2	13:09.218	3:48.495	116.606
3	17:24.115	4:14.897	104.528
4	21:54.739	4:30.624	98.454
5	31:49.667	9:54.928	44.785
6	35:35.741	3:46.074	117.855
7	39:16.988	3:41.247	120.426
8	42:57.344	3:40.356	120.913

15 36 Michael PEARSON

GPSTK Behind 12.425
Best Time 3:41.382 Best Speed 120.353 On 3 Gp a

Lap	Elapsed Time	Lap Time	Lap Speed
1	4:13.212	4:13.212	103.504
2	7:56.593	3:43.381	119.276
3	11:37.975	3:41.382	120.353
4	16:01.298	4:23.323	101.184
5	32:54.163	16:52.865	26.306
6	36:40.176	3:46.013	117.887
7	40:25.553	3:45.377	118.220

16 39 James REDPATH

GPSBK Behind 12.644
Best Time 3:41.601 Best Speed 120.234 On 3 Gp a

Lap	Elapsed Time	Lap Time	Lap Speed
1	29:33.354	29:33.354	14.779
2	33:22.126	3:48.772	116.465
3	37:03.727	3:41.601	120.234
4	40:54.082	3:50.355	115.665

Ulster Grand Prix Bike Week

SUPERBIKE / SUPERSTOCK

UGP Qualifying Session One

Wednesday, 15 August 2007

DETAILED RESULT



UGP Superbike Qualifying Session One

Qualifying Classification

Position

17 71 Davy MORGAN

GPSBK Behind 13.835

Best Time 3:42.792 Best Speed 119.591 On 2 Gp a

Lap	Elapsed Time	Lap Time	Lap Speed
1	4:14.343	4:14.343	103.043
2	7:57.135	3:42.792	119.591
3	11:42.047	3:44.912	118.464
4	16:16.240	4:34.193	97.172

18 21 Les SHAND

GPSBK Behind 14.443

Best Time 3:43.400 Best Speed 119.266 On 3 Gp a

Lap	Elapsed Time	Lap Time	Lap Speed
1	4:41.443	4:41.443	93.121
2	8:33.478	3:52.035	114.827
3	12:16.878	3:43.400	119.266
4	16:39.023	4:22.145	101.638

19 19 Gary JOHNSON

GPSTK Behind 14.857

Best Time 3:43.814 Best Speed 119.045 On 2 Gp a

Lap	Elapsed Time	Lap Time	Lap Speed
1	5:08.482	5:08.482	84.959
2	8:52.296	3:43.814	119.045
3	12:37.927	3:45.631	118.086
4	16:50.495	4:12.568	105.492

20 41 Darren BURNS

GPSTK Behind 14.861

Best Time 3:43.818 Best Speed 119.043 On 2 Gp a

Lap	Elapsed Time	Lap Time	Lap Speed
1	3:59.196	3:59.196	109.569
2	7:43.014	3:43.818	119.043
3	11:28.584	3:45.570	118.118
4	15:30.307	4:01.723	110.225

UGP Superbike Qualifying Session One

Qualifying Classification

Position

21 70 Victor GILMORE

GPSTK Behind 15.208

Best Time 3:44.165 Best Speed 118.859 On 8 Gp a

Lap	Elapsed Time	Lap Time	Lap Speed
1	4:17.407	4:17.407	101.817
2	8:03.264	3:45.857	117.968
3	11:48.498	3:45.234	118.295
4	16:16.694	4:28.196	99.345
5	32:02.867	15:46.173	28.160
6	35:49.227	3:46.360	117.706
7	39:35.761	3:46.534	117.616
8	43:19.926	3:44.165	118.859

22 23 Michael DUNLOP

GPSBK Behind 15.279

Best Time 3:44.236 Best Speed 118.821 On 7 Gp a

Lap	Elapsed Time	Lap Time	Lap Speed
1	5:39.880	5:39.880	77.111
2	9:27.097	3:47.217	117.262
3	13:14.069	3:46.972	117.389
4	17:56.165	4:42.096	94.450
5	33:27.237	15:31.072	28.616
6	37:12.223	3:44.986	118.425
7	40:56.459	3:44.236	118.821

23 68 Paul OWEN

GPSTK Behind 16.389

Best Time 3:45.346 Best Speed 118.236 On 2 Gp a

Lap	Elapsed Time	Lap Time	Lap Speed
1	5:23.252	5:23.252	81.077
2	9:08.598	3:45.346	118.236
3	12:54.091	3:45.493	118.159
4	17:17.970	4:23.879	100.970

24 86 Cameron DONALD

GPSBK Behind 17.439

Best Time 3:46.396 Best Speed 117.687 On 3 Gp a

Lap	Elapsed Time	Lap Time	Lap Speed
1	28:35.402	28:35.402	15.278
2	32:24.131	3:48.729	116.487
3	36:10.527	3:46.396	117.687
4	40:14.067	4:03.540	109.403

Ulster Grand Prix Bike Week

SUPERBIKE / SUPERSTOCK

UGP Qualifying Session One

Wednesday, 15 August 2007

DETAILED RESULT



UGP Superbike Qualifying Session One

Qualifying Classification

Position

25 33 Liam QUINN

GPSTK Behind 18.672

Best Time 3:47.629 Best Speed 117.050 On 3 Gp a

Lap	Elapsed Time	Lap Time	Lap Speed
1	5:01.056	5:01.056	87.055
2	8:49.614	3:48.558	116.574
3	12:37.243	3:47.629	117.050
4	16:56.935	4:19.692	102.598

26 40 Paul SHOESMITH

GPSTK Behind 19.629

Best Time 3:48.586 Best Speed 116.560 On 9 Gp a

Lap	Elapsed Time	Lap Time	Lap Speed
1	5:23.087	5:23.087	81.119
2	9:15.275	3:52.188	114.752
3	13:11.727	3:56.452	112.683
4	17:35.221	4:23.494	101.118
5	21:51.381	4:16.160	104.013
6	25:51.038	3:59.657	111.175
7	29:45.404	3:54.366	113.685
8	33:38.089	3:52.685	114.507
9	37:26.675	3:48.586	116.560
10	41:16.402	3:49.727	115.981

27 24 Rob I'ANSON

GPSTK Behind 20.158

Best Time 3:49.115 Best Speed 116.291 On 3 Gp a

Lap	Elapsed Time	Lap Time	Lap Speed
1	3:58.609	3:58.609	109.838
2	7:48.744	3:50.135	115.775
3	11:37.859	3:49.115	116.291
4	15:59.173	4:21.314	101.961

28 43 Fabrice MIGUET

GPSTK Behind 21.199

Best Time 3:50.156 Best Speed 115.765 On 2 Gp a

Lap	Elapsed Time	Lap Time	Lap Speed
1	5:32.129	5:32.129	78.910
2	9:22.285	3:50.156	115.765
3	13:13.886	3:51.601	115.043
4	17:59.373	4:45.487	93.328
5	30:05.121	12:05.748	36.712
6	34:11.456	4:06.335	108.161
7	38:43.779	4:32.323	97.840

UGP Superbike Qualifying Session One

Qualifying Classification

Position

29 89 Alan CONNOR

GPSTK Behind 24.356

Best Time 3:53.313 Best Speed 114.198 On 3 Gp a

Lap	Elapsed Time	Lap Time	Lap Speed
1	5:35.536	5:35.536	78.109
2	9:30.349	3:54.813	113.469
3	13:23.662	3:53.313	114.198
4	18:09.557	4:45.895	93.195
5	34:57.487	16:47.930	26.434
6	38:51.286	3:53.799	113.961
7	42:48.610	3:57.324	112.268

30 30 Kevin STROWGER

GPSTK Behind 25.609

Best Time 3:54.566 Best Speed 113.588 On 2 Gp a

Lap	Elapsed Time	Lap Time	Lap Speed
1	7:36.553	7:36.553	57.405
2	11:31.119	3:54.566	113.588
3	15:42.272	4:11.153	106.087
4	20:02.615	4:20.343	102.342
5	24:11.251	4:08.636	107.161
6	28:18.690	4:07.439	107.679
7	36:05.823	7:47.133	57.037
8	40:07.325	4:01.502	110.326

31 20 Denver ROBB

GPSTK Behind 26.067

Best Time 3:55.024 Best Speed 113.367 On 2 Gp a

Lap	Elapsed Time	Lap Time	Lap Speed
1	5:13.436	5:13.436	83.616
2	9:08.460	3:55.024	113.367
3	13:07.103	3:58.643	111.648
4	22:12.805	9:05.702	48.825

32 49 Noel HUDSON

GPSTK Behind 26.368

Best Time 3:55.325 Best Speed 113.222 On 3 Gp a

Lap	Elapsed Time	Lap Time	Lap Speed
1	5:11.369	5:11.369	84.171
2	9:08.151	3:56.782	112.525
3	13:03.476	3:55.325	113.222
4	17:40.336	4:36.860	96.236

Ulster Grand Prix Bike Week

SUPERBIKE / SUPERSTOCK

UGP Qualifying Session One

Wednesday, 15 August 2007

DETAILED RESULT



UGP Superbike Qualifying Session One

Qualifying Classification

Position

33 **69 Dave WOOLAMS**

GPSTK Behind **26.737**
Best Time **3:55.694** Best Speed **113.045** On **3** Gp **a**

Lap	Elapsed Time	Lap Time	Lap Speed
1	4:59.985	4:59.985	87.366
2	8:56.114	3:56.129	112.836
3	12:51.808	3:55.694	113.045
4	17:18.602	4:26.794	99.867

34 **50 James BRESLIN**

GPSTK Behind **27.566**
Best Time **3:56.523** Best Speed **112.648** On **3** Gp **a**

Lap	Elapsed Time	Lap Time	Lap Speed
1	5:00.415	5:00.415	87.241
2	8:57.115	3:56.700	112.564
3	12:53.638	3:56.523	112.648
4	17:31.511	4:37.873	95.885

35 **72 Stephen McILVENNA**

GPSTK Behind **27.678**
Best Time **3:56.635** Best Speed **112.595** On **3** Gp **a**

Lap	Elapsed Time	Lap Time	Lap Speed
1	5:06.631	5:06.631	85.472
2	9:09.917	4:03.286	109.517
3	13:06.552	3:56.635	112.595
4	17:47.485	4:40.933	94.841

36 **90 Craig ATKINSON**

GPSTK Behind **28.824**
Best Time **3:57.781** Best Speed **112.053** On **9** Gp **a**

Lap	Elapsed Time	Lap Time	Lap Speed
1	4:47.155	4:47.155	91.269
2	8:45.901	3:58.746	111.600
3	12:44.037	3:58.136	111.885
4	17:10.534	4:26.497	99.978
5	21:47.217	4:36.683	96.298
6	25:59.087	4:11.870	105.785
7	30:02.473	4:03.386	109.472
8	34:02.672	4:00.199	110.925
9	38:00.453	3:57.781	112.053
10	42:03.804	4:03.351	109.488

UGP Superbike Qualifying Session One

Qualifying Classification

Position

37 **29 Richard EGLIN**

GPSTK Behind **29.294**
Best Time **3:58.251** Best Speed **111.831** On **3** Gp **a**

Lap	Elapsed Time	Lap Time	Lap Speed
1	4:44.679	4:44.679	92.063
2	8:45.060	4:00.381	110.841
3	12:43.311	3:58.251	111.831
4	17:08.893	4:25.582	100.323

38 **28 John CRELLIN**

GPSTK Behind **32.339**
Best Time **4:01.296** Best Speed **110.420** On **2** Gp **a**

Lap	Elapsed Time	Lap Time	Lap Speed
1	4:50.372	4:50.372	90.258
2	8:51.668	4:01.296	110.420
3	12:53.131	4:01.463	110.344
4	17:19.298	4:26.167	100.102
5	21:57.937	4:38.639	95.622
6	26:14.420	4:16.483	103.882

39 **59 Gareth ROBERTS**

GPSTK Behind **32.971**
Best Time **4:01.928** Best Speed **110.132** On **2** Gp **a**

Lap	Elapsed Time	Lap Time	Lap Speed
1	4:38.200	4:38.200	94.207
2	8:40.128	4:01.928	110.132
3	12:42.572	4:02.444	109.897
4	17:05.361	4:22.789	101.389

40 **31 John TATTERSALL**

GPSTK Behind **34.899**
Best Time **4:03.856** Best Speed **109.261** On **2** Gp **a**

Lap	Elapsed Time	Lap Time	Lap Speed
1	4:54.537	4:54.537	88.982
2	8:58.393	4:03.856	109.261
3	13:03.132	4:04.739	108.867
4	17:42.434	4:39.302	95.395

41 **48 Paul DUCKETT**

GPSTK Behind **35.165**
Best Time **4:04.122** Best Speed **109.142** On **3** Gp **a**

Lap	Elapsed Time	Lap Time	Lap Speed
1	5:04.535	5:04.535	86.060
2	9:09.638	4:05.103	108.705
3	13:13.760	4:04.122	109.142
4	18:00.215	4:46.455	93.013

Ulster Grand Prix Bike Week

SUPERBIKE / SUPERSTOCK

UGP Qualifying Session One

Wednesday, 15 August 2007

DETAILED RESULT



UGP Superbike Qualifying Session One

Non Qualifiers

Position

1 Guy MARTIN

GPSBK Behind **1.945**
Best Time **3:30.902** Best Speed **126.333** On **2** Gp **a**

Lap	Elapsed Time	Lap Time	Lap Speed
1	36:47.838	36:47.838	11.871
2	40:18.740	3:30.902	126.333

38 Eric WILSON

GPSBK Behind **44.019**
Best Time **4:12.976** Best Speed **105.322** On **7** Gp **a**

Lap	Elapsed Time	Lap Time	Lap Speed
1	13:13.467	13:13.467	33.030
2	18:17.859	5:04.392	87.532
3	23:07.360	4:49.501	92.034
4	27:32.482	4:25.122	100.497
5	31:48.709	4:16.227	103.986
6	36:04.759	4:16.050	104.058
7	40:17.735	4:12.976	105.322

42 Graham OAKLAND

GPSTK Behind **1:17.076**
Best Time **4:46.033** Best Speed **93.150** On **7** Gp **a**

Lap	Elapsed Time	Lap Time	Lap Speed
1	6:34.083	6:34.083	66.505
2	11:24.019	4:49.936	91.896
3	16:24.939	5:00.920	88.542
4	21:37.109	5:12.170	85.351
5	26:36.011	4:58.902	89.139
6	31:27.298	4:51.287	91.470
7	36:13.331	4:46.033	93.150
8	40:59.539	4:46.208	93.093

34 Dwyer AGNEW

GPSBK Behind **2:01.045**
Best Time **5:30.002** Best Speed **80.739** On **1** Gp **a**

Lap	Elapsed Time	Lap Time	Lap Speed
1	5:30.002	5:30.002	79.419

16 John BURROWS

GPSBK Behind **4:25.484**
Best Time **7:54.441** Best Speed **56.159** On **2** Gp **a**

Lap	Elapsed Time	Lap Time	Lap Speed
1	33:58.491	33:58.491	12.857
2	41:52.932	7:54.441	56.159

Speed TrapUlster Grand Prix Superbikes & Superstock Practice (Wed)*Superbikes*

No.	Name	Lap 1	Lap 2	Lap 3	Lap 4	Lap 5	Lap 6	Lap 7	Lap 8	Lap 9
1	Guy MARTIN			166						
2	Adrian ARCHIBALD						131	179	177	179
4	John McGUINNESS	184	189							
5	Bruce ANSTEY		186	183	176					
6	William DUNLOP	183		185		149				
7	Ian LOUGHER	185	186							
8	Ian HUTCHINSON	184	188	189			164	187		190
9	Keith AMOR	180	175	174	166		146	173	178	179
10	Conor CUMMINS					144	166	178	178	178
14	Paul HUNT	175				144		173		
15	Mark PARRETT						170			
16	John BURROWS								168	
21	Les SHAND			171						
23	Michael DUNLOP	175						173	172	
26	Stephen THOMPSON							173		
29	Richard ELGIN	176	168		168		141		176	
32	Paul CRANSTON	175								177
33	Liam QUINN						148			
38	Eric WILSON				109	145	146			
39	James REDPATH					159				
45	Martin FINNEGAN					136				
48	Paul DUCKETT	169	173						156	
49	Noel HUDSON		172							
50	James BRESLIN		170							
70	Victor GILMORE	161	169				131		166	168
77	Ryan FARQUHAR						178			
86	Cameron DONALD			183			177		177	
90	Craig ATKINSON	174			140	173				

Speed TrapUlster Grand Prix Superbikes & Superstock Practice (Wed)*Superstock*

<u>No.</u>	<u>Name</u>	<u>Lap 1</u>	<u>Lap 2</u>	<u>Lap 3</u>	<u>Lap 4</u>	<u>Lap 5</u>	<u>Lap 6</u>	<u>Lap 7</u>	<u>Lap 8</u>	<u>Lap 9</u>
101	Guy MARTIN								184	
105	Bruce ANSTEY						108			
110	Conor CUMMINS	174		177						
111	Rob FROST		178							
115	Mark PARRETT	178							170	
121	Les SHAND					175		176		
124	Rob I'ANSON		177							
126	Stephen THOMPSON					136				
128	John CRELLIN	178				167				
130	Kevin STROWGER			159	152	148				
136	Michael PEARSON	169						179		
139	James REDPATH	169		135						
140	Paul SHOESMITH				159	145		172	173	
142	Graham OAKLAND			160	155					
143	Fabrice MIGUET					133				
145	Martin FINNEGAN		175	173						
151	Dennis BOOTH		170							
159	Gareth ROBERTS	178								
169	Dave WOOLAMS	168								
177	Ryan FARQUHAR								176	
189	Alan CONNOR							161		

Ulster Grand Prix Bike Week

SUPERBIKE

UGP Qualifying Session Two

Thursday, 16 August 2007



Qualifying Time

4:42.268

Qualifying Speed


94.392

Pos	Class	No	Name	Machine / Sponsor	Time	Best Lap Behind	Speed On	Total Laps	Qualifying Laps
1	GPSBK	10	Conor CUMMINS	Yamaha - JMF Team Millsport Racing	3:57.707		112.087	5	4
2	GPSBK	2	Adrian ARCHIBALD	Suzuki - Relentless Suzuki by TAS Racing	3:58.348	0.641	111.786	5	2
3	GPSBK	36	Michael PEARSON	Yamaha - Carryduff Forklifts	3:59.944	2.237	111.042	7	4
4	GPSBK	45	Martin FINNEGAN	Honda - Mark Johns Motors	4:03.060	5.353	109.619	5	3
5	GPSBK	27	Adrian McFARLAND	Yamaha - Team Hardship Racing	4:03.101	5.394	109.600	3	2
6	GPSBK	77	Ryan FARQUHAR	Kawasaki - McAdoo Kawasaki Racing	4:05.376	7.669	108.584	5	2
7	GPSBK	1	Guy MARTIN	Honda - Hydrex Honda	4:13.005	15.298	105.310	4	2
8	GPSBK	22	Mark BUCKLEY	Kawasaki - Anglo Irish Racing	4:19.996	22.289	102.478	5	3
9	GPSBK	16	John BURROWS	Honda - HM Sports Motorhomes	4:20.713	23.006	102.197	6	4
10	GPSBK	43	Fabrice MIGUET	Suzuki	4:20.804	23.097	102.161	5	3

Non Qualifiers

GPSBK	5	Bruce ANSTEY	Suzuki - Relentless Suzuki by TAS Racing	3:57.407		112.229	3	3	1
GPSBK	39	James REDPATH	Suzuki - Raymond Lilley Electrical	4:13.843	16.436	104.962	4	4	1
GPSBK	86	Cameron DONALD	Honda - Robinson Concrete/Uel Duncan	4:16.002	18.595	104.077	1	3	1
GPSBK	70	Victor GILMORE	Kawasaki - T Lindsay Racing	4:25.761	28.354	100.255	2	2	1
GPSBK	6	William DUNLOP	Suzuki - Raymond Lilley Electrical	4:25.946	28.539	100.186	3	3	1
GPSBK	9	Keith AMOR	Yamaha - AIM Racing	4:28.664	31.257	99.172	1	2	1
GPSBK	72	Stephen McLIVENNA	Honda - T7 Murray	4:32.065	34.658	97.932	4	4	1
GPSBK	29	Richard EGLIN	Suzuki - Frame Fast	4:41.661	44.254	94.596	1	2	1
GPSBK	47	Daniel JANSEN	Kawasaki - Absolutely Fabulous Kissograms	4:43.189	45.782	94.085	4	4	0
GPSBK	41	Darren BURNS	Yamaha - McKinstry Skip Hire	4:44.548	47.141	93.636	1	2	0
GPSBK	24	Rob IANSON	Suzuki - VRS Team	4:48.017	50.610	92.508	1	2	0
GPSBK	11	Rob FROST	Yamaha - JMF Team Millsport Racing	5:07.331	1:09.924	86.695	1	4	0
GPSBK	69	Dave WOOLAMS	Suzuki - Scott Bros.	5:09.672	1:12.265	86.039	2	2	0
GPSBK	59	Gareth ROBERTS	Yamaha - Saf Ims Racing	5:10.633	1:13.226	85.773	1	3	0
GPSBK	8	Ian HUTCHINSON	Honda - HM Plant Honda	5:10.940	1:13.533	85.688	1	1	0
GPSBK	50	James BRESLIN	Kawasaki	5:19.536	1:22.129	83.383	2	2	0
GPSBK	31	John TATTERSALL	Suzuki	5:21.356	1:23.949	82.911	1	2	0
GPSBK	15	Mark PARRETT	Yamaha - Ripley Land	5:29.719	1:32.312	80.808	2	2	0
GPSBK	28	John CRELLIN	Suzuki	5:30.588	1:33.181	80.596	2	2	0
GPSBK	26	Stephen THOMPSON	Yamaha - AIM Racing	5:47.124	1:49.717	76.756	2	3	0
GPSBK	89	Alan CONNOR	Suzuki - Dunshaughlin RRSC	6:03.544	2:06.137	73.290	1	1	0
GPSBK	7	Ian LOUGHER	Honda - Stobart Motorsport	6:47.184	2:49.777	65.435	1	1	0
GPSBK	4	John McGUINNESS	Honda - HM Plant Honda	6:56.481	2:59.074	63.974	1	1	0
GPSBK	17	James McBRIDE	Yamaha - MTA / Leyford Construction	6:58.300	3:00.893	63.696	1	1	0
GPSBK	14	Paul HUNT	Yamaha - Sloppy Racing	7:06.150	3:08.743	62.522	1	1	0
GPSBK	20	Denver ROBB	Suzuki - Mar-Train Racing	7:14.830	3:17.423	61.274	1	1	0
GPSBK	42	Graham OAKLAND	Yamaha - DF Racing	8:07.820	4:10.413	54.618	1	1	0
GPSBK	90	Craig ATKINSON	Honda - VRS Racing	8:37.855	4:40.448	51.451	1	1	0
GPSBK	33	Liam QUINN	Yamaha - Team Racing	9:09.011	5:11.604	48.531	1	1	0
GPSBK	71	Davy MORGAN	Honda - Investasure Financial Services	9:32.651	5:35.244	46.527	1	1	0
GPSBK	30	Kevin STROWGER	Suzuki - Mistral Racing Ltd	9:58.896	6:01.489	44.488	1	1	0
GPSBK	68	Paul OWEN	Kawasaki - Team #98	10:16.366	6:18.959	43.227	1	1	0
GPSBK	48	Paul DUCKETT	Kawasaki - Wilson & Collins	10:51.486	6:54.079	40.897	1	2	0
GPSBK	21	Les SHAND	Honda - Barron Transport Services	11:59.230	8:01.823	37.045	1	2	0
GPSBK	23	Michael DUNLOP	Yamaha - D & M Racing	12:56.772	8:59.365	34.301	1	2	0
GPSBK	49	Noel HUDSON	Kawasaki - AJS	33:57.209	29:59.802	13.079	1	1	0
GPSBK	32	Paul CRANSTON	Honda - P&J	34:49.642	30:52.235	12.750	1	1	0

These Results are provisional and are subject to ratification by the Stewards of the Meeting.

Track	Dundrod	Signed	Organising Club	Dundrod & District MCC
Length(miles)	7.4011	 Chief Timekeeper	Qualifying Started	10:54:37.779
Weather	Cloudy		Issued At:	12:26:16
Track	Dry			



Ulster Grand Prix Bike Week

SUPERBIKE

UGP Qualifying Session Two

Thursday, 16 August 2007

DETAILED RESULT

UGP Superbike Qualifying Session One



Qualifying Classification

Position

1 10 Conor CUMMINS

GPSBK Behind

Best Time **3:57.707** Best Speed **112.087** On **5** Gp **a**

Lap	Elapsed Time	Lap Time	Lap Speed
1	4:30.099	4:30.099	97.032
2	21:04.492	16:34.393	26.794
3	25:14.687	4:10.195	106.493
4	29:19.877	4:05.190	108.667
5	33:17.584	3:57.707	112.087

2 2 Adrian ARCHIBALD

GPSBK Behind **0.641**

Best Time **3:58.348** Best Speed **111.786** On **5** Gp **a**

Lap	Elapsed Time	Lap Time	Lap Speed
1	5:13.414	5:13.414	83.622
2	10:34.630	5:21.216	82.947
3	24:14.832	13:40.202	32.485
4	28:18.475	4:03.643	109.357
5	32:16.823	3:58.348	111.786

3 36 Michael PEARSON

GPSBK Behind **2.237**

Best Time **3:59.944** Best Speed **111.042** On **7** Gp **a**

Lap	Elapsed Time	Lap Time	Lap Speed
1	5:13.801	5:13.801	83.519
2	10:30.801	5:17.000	84.050
3	16:58.589	6:27.788	68.708
4	21:19.627	4:21.038	102.069
5	25:25.802	4:06.175	108.232
6	29:27.460	4:01.658	110.255
7	33:27.404	3:59.944	111.042

4 45 Martin FINNEGAN

GPSBK Behind **5.353**

Best Time **4:03.060** Best Speed **109.619** On **5** Gp **a**

Lap	Elapsed Time	Lap Time	Lap Speed
1	5:42.106	5:42.106	76.609
2	20:48.553	15:06.447	29.394
3	25:04.472	4:15.919	104.111
4	29:14.047	4:09.575	106.757
5	33:17.107	4:03.060	109.619

UGP Superbike Qualifying Session One

Qualifying Classification

Position

5 27 Adrian McFARLAND

GPSBK Behind **5.394**

Best Time **4:03.101** Best Speed **109.600** On **3** Gp **a**

Lap	Elapsed Time	Lap Time	Lap Speed
1	24:49.523	24:49.523	17.595
2	28:59.208	4:09.685	106.710
3	33:02.309	4:03.101	109.600

6 77 Ryan FARQUHAR

GPSBK Behind **7.669**

Best Time **4:05.376** Best Speed **108.584** On **5** Gp **a**

Lap	Elapsed Time	Lap Time	Lap Speed
1	4:48.263	4:48.263	90.918
2	9:35.931	4:47.668	92.621
3	23:26.197	13:50.266	32.091
4	27:36.153	4:09.956	106.595
5	31:41.529	4:05.376	108.584

7 1 Guy MARTIN

GPSBK Behind **15.298**

Best Time **4:13.005** Best Speed **105.310** On **4** Gp **a**

Lap	Elapsed Time	Lap Time	Lap Speed
1	6:54.834	6:54.834	63.178
2	16:52.096	9:57.262	44.610
3	21:10.581	4:18.485	103.077
4	25:23.586	4:13.005	105.310

8 22 Mark BUCKLEY

GPSBK Behind **22.289**

Best Time **4:19.996** Best Speed **102.478** On **5** Gp **a**

Lap	Elapsed Time	Lap Time	Lap Speed
1	4:36.747	4:36.747	94.702
2	8:57.226	4:20.479	102.288
3	13:52.344	4:55.118	90.282
4	27:50.018	13:57.674	31.807
5	32:10.014	4:19.996	102.478

Ulster Grand Prix Bike Week

SUPERBIKE

UGP Qualifying Session Two

Thursday, 16 August 2007

DETAILED RESULT

UGP Superbike Qualifying Session One



Qualifying Classification

Position

9 16 John BURROWS

GPSBK Behind 23.006

Best Time 4:20.713 Best Speed 102.197 On 6 Gp a

Lap	Elapsed Time	Lap Time	Lap Speed
1	4:30.672	4:30.672	96.827
2	9:39.070	5:08.398	86.395
3	21:15.729	11:36.659	38.245
4	25:43.892	4:28.163	99.357
5	30:06.778	4:22.886	101.352
6	34:27.491	4:20.713	102.197

10 43 Fabrice MIGUET

GPSBK Behind 23.097

Best Time 4:20.804 Best Speed 102.161 On 5 Gp a

Lap	Elapsed Time	Lap Time	Lap Speed
1	8:44.974	8:44.974	49.923
2	18:23.295	9:38.321	46.071
3	22:50.095	4:26.800	99.865
4	27:14.319	4:24.224	100.839
5	31:35.123	4:20.804	102.161

Non Qualifiers

Position

5 Bruce ANSTEY

GPSBK Behind

Best Time 3:57.407 Best Speed 112.229 On 3 Gp a

Lap	Elapsed Time	Lap Time	Lap Speed
1	8:33.840	8:33.840	51.005
2	29:20.925	20:47.085	21.365
3	33:18.332	3:57.407	112.229

39 James REDPATH

GPSBK Behind 16.436

Best Time 4:13.843 Best Speed 104.962 On 4 Gp a

Lap	Elapsed Time	Lap Time	Lap Speed
1	5:16.618	5:16.618	82.776
2	10:05.957	4:49.339	92.086
3	29:21.056	19:15.099	23.066
4	33:34.899	4:13.843	104.962

UGP Superbike Qualifying Session One

Non Qualifiers

Position

86 Cameron DONALD

GPSBK Behind 18.595

Best Time 4:16.002 Best Speed 104.077 On 1 Gp a

Lap	Elapsed Time	Lap Time	Lap Speed
1	4:16.002	4:16.002	102.376
2	9:20.001	5:03.999	87.645
3	25:46.043	16:26.042	27.021

70 Victor GILMORE

GPSBK Behind 28.354

Best Time 4:25.761 Best Speed 100.255 On 2 Gp a

Lap	Elapsed Time	Lap Time	Lap Speed
1	25:55.954	25:55.954	16.844
2	30:21.715	4:25.761	100.255

6 William DUNLOP

GPSBK Behind 28.539

Best Time 4:25.946 Best Speed 100.186 On 3 Gp a

Lap	Elapsed Time	Lap Time	Lap Speed
1	7:12.848	7:12.848	60.549
2	25:23.642	18:10.794	24.426
3	29:49.588	4:25.946	100.186

9 Keith AMOR

GPSBK Behind 31.257

Best Time 4:28.664 Best Speed 99.172 On 1 Gp a

Lap	Elapsed Time	Lap Time	Lap Speed
1	4:28.664	4:28.664	97.551
2	9:51.779	5:23.115	82.460

72 Stephen McILVENNA

GPSBK Behind 34.658

Best Time 4:32.065 Best Speed 97.932 On 4 Gp a

Lap	Elapsed Time	Lap Time	Lap Speed
1	5:44.069	5:44.069	76.172
2	11:05.317	5:21.248	82.939
3	26:56.971	15:51.654	27.998
4	31:29.036	4:32.065	97.932

Ulster Grand Prix Bike Week

SUPERBIKE

UGP Qualifying Session Two

Thursday, 16 August 2007

DETAILED RESULT

UGP Superbike Qualifying Session One



Non Qualifiers

Position

29 Richard EGLIN

GPSBK Behind **44.254**
Best Time **4:41.661** Best Speed **94.596** On **1** Gp **a**

Lap	Elapsed Time	Lap Time	Lap Speed
1	4:41.661	4:41.661	93.049
2	9:45.606	5:03.945	87.660

47 Daniel JANSEN

GPSBK Behind **45.782**
Best Time **4:43.189** Best Speed **94.085** On **4** Gp **a**

Lap	Elapsed Time	Lap Time	Lap Speed
1	8:48.563	8:48.563	49.584
2	21:48.480	12:59.917	34.163
3	26:34.255	4:45.775	93.234
4	31:17.444	4:43.189	94.085

41 Darren BURNS

GPSBK Behind **47.141**
Best Time **4:44.548** Best Speed **93.636** On **1** Gp **a**

Lap	Elapsed Time	Lap Time	Lap Speed
1	4:44.548	4:44.548	92.105
2	9:48.109	5:03.561	87.771

24 Rob IANSON

GPSBK Behind **50.610**
Best Time **4:48.017** Best Speed **92.508** On **1** Gp **a**

Lap	Elapsed Time	Lap Time	Lap Speed
1	4:48.017	4:48.017	90.996
2	10:14.402	5:26.385	81.634

11 Rob FROST

GPSBK Behind **1:09.924**
Best Time **5:07.331** Best Speed **86.695** On **1** Gp **a**

Lap	Elapsed Time	Lap Time	Lap Speed
1	5:07.331	5:07.331	85.277
2	10:27.124	5:19.793	83.316
3	27:51.520	17:24.396	25.511
4	34:05.414	6:13.894	71.261

UGP Superbike Qualifying Session One

Non Qualifiers

Position

69 Dave WOOLAMS

GPSBK Behind **1:12.265**
Best Time **5:09.672** Best Speed **86.039** On **2** Gp **a**

Lap	Elapsed Time	Lap Time	Lap Speed
1	5:19.179	5:19.179	82.112
2	10:28.851	5:09.672	86.039

59 Gareth ROBERTS

GPSBK Behind **1:13.226**
Best Time **5:10.633** Best Speed **85.773** On **1** Gp **a**

Lap	Elapsed Time	Lap Time	Lap Speed
1	5:10.633	5:10.633	84.371
2	10:27.494	5:16.861	84.087
3	30:48.766	20:21.272	21.817

8 Ian HUTCHINSON

GPSBK Behind **1:13.533**
Best Time **5:10.940** Best Speed **85.688** On **1** Gp **a**

Lap	Elapsed Time	Lap Time	Lap Speed
1	5:10.940	5:10.940	84.288

50 James BRESLIN

GPSBK Behind **1:22.129**
Best Time **5:19.536** Best Speed **83.383** On **2** Gp **a**

Lap	Elapsed Time	Lap Time	Lap Speed
1	5:28.750	5:28.750	79.721
2	10:48.286	5:19.536	83.383

31 John TATTERSALL

GPSBK Behind **1:23.949**
Best Time **5:21.356** Best Speed **82.911** On **1** Gp **a**

Lap	Elapsed Time	Lap Time	Lap Speed
1	5:21.356	5:21.356	81.556
2	10:53.414	5:32.058	80.239

15 Mark PARRETT

GPSBK Behind **1:32.312**
Best Time **5:29.719** Best Speed **80.808** On **2** Gp **a**

Lap	Elapsed Time	Lap Time	Lap Speed
1	6:48.570	6:48.570	64.147
2	12:18.289	5:29.719	80.808

Ulster Grand Prix Bike Week

SUPERBIKE

UGP Qualifying Session Two

Thursday, 16 August 2007

DETAILED RESULT

UGP Superbike Qualifying Session One



Non Qualifiers

Position

28 John CRELLIN

GPSBK Behind **1:33.181**
Best Time **5:30.588** Best Speed **80.596** On **2** Gp **a**

Lap	Elapsed Time	Lap Time	Lap Speed
1	6:09.571	6:09.571	70.916
2	11:40.159	5:30.588	80.596

26 Stephen THOMPSON

GPSBK Behind **1:49.717**
Best Time **5:47.124** Best Speed **76.756** On **2** Gp **a**

Lap	Elapsed Time	Lap Time	Lap Speed
1	5:54.246	5:54.246	73.984
2	11:41.370	5:47.124	76.756
3	25:38.161	13:56.791	31.841

89 Alan CONNOR

GPSBK Behind **2:06.137**
Best Time **6:03.544** Best Speed **73.290** On **1** Gp **a**

Lap	Elapsed Time	Lap Time	Lap Speed
1	6:03.544	6:03.544	72.091

7 Ian LOUGHER

GPSBK Behind **2:49.777**
Best Time **6:47.184** Best Speed **65.435** On **1** Gp **a**

Lap	Elapsed Time	Lap Time	Lap Speed
1	6:47.184	6:47.184	64.365

4 John McGUINNESS

GPSBK Behind **2:59.074**
Best Time **6:56.481** Best Speed **63.974** On **1** Gp **a**

Lap	Elapsed Time	Lap Time	Lap Speed
1	6:56.481	6:56.481	62.928

17 James McBRIDE

GPSBK Behind **3:00.893**
Best Time **6:58.300** Best Speed **63.696** On **1** Gp **a**

Lap	Elapsed Time	Lap Time	Lap Speed
1	6:58.300	6:58.300	62.654

UGP Superbike Qualifying Session One

Non Qualifiers

Position

14 Paul HUNT

GPSBK Behind **3:08.743**
Best Time **7:06.150** Best Speed **62.522** On **1** Gp **a**

Lap	Elapsed Time	Lap Time	Lap Speed
1	7:06.150	7:06.150	61.500

20 Denver ROBB

GPSBK Behind **3:17.423**
Best Time **7:14.830** Best Speed **61.274** On **1** Gp **a**

Lap	Elapsed Time	Lap Time	Lap Speed
1	7:14.830	7:14.830	60.273

42 Graham OAKLAND

GPSBK Behind **4:10.413**
Best Time **8:07.820** Best Speed **54.618** On **1** Gp **a**

Lap	Elapsed Time	Lap Time	Lap Speed
1	8:07.820	8:07.820	53.725

90 Craig ATKINSON

GPSBK Behind **4:40.448**
Best Time **8:37.855** Best Speed **51.451** On **1** Gp **a**

Lap	Elapsed Time	Lap Time	Lap Speed
1	8:37.855	8:37.855	50.609

33 Liam QUINN

GPSBK Behind **5:11.604**
Best Time **9:09.011** Best Speed **48.531** On **1** Gp **a**

Lap	Elapsed Time	Lap Time	Lap Speed
1	9:09.011	9:09.011	47.737

71 Davy MORGAN

GPSBK Behind **5:35.244**
Best Time **9:32.651** Best Speed **46.527** On **1** Gp **a**

Lap	Elapsed Time	Lap Time	Lap Speed
1	9:32.651	9:32.651	45.767

30 Kevin STROWGER

GPSBK Behind **6:01.489**
Best Time **9:58.896** Best Speed **44.488** On **1** Gp **a**

Lap	Elapsed Time	Lap Time	Lap Speed
1	9:58.896	9:58.896	43.761

Ulster Grand Prix Bike Week

SUPERBIKE

UGP Qualifying Session Two

Thursday, 16 August 2007

DETAILED RESULT

UGP Superbike Qualifying Session One



Non Qualifiers

Position

68 Paul OWEN

GPSBK Behind **6:18.959**

Best Time **10:16.366** Best Speed **43.227** On 1 Gp a

Lap	Elapsed Time	Lap Time	Lap Speed
1	10:16.366	10:16.366	42.521

48 Paul DUCKETT

GPSBK Behind **6:54.079**

Best Time **10:51.486** Best Speed **40.897** On 1 Gp a

Lap	Elapsed Time	Lap Time	Lap Speed
1	10:51.486	10:51.486	40.229
2	34:57.809	24:06.323	18.422

21 Les SHAND

GPSBK Behind **8:01.823**

Best Time **11:59.230** Best Speed **37.045** On 1 Gp a

Lap	Elapsed Time	Lap Time	Lap Speed
1	11:59.230	11:59.230	36.439
2	32:17.448	20:18.218	21.871

23 Michael DUNLOP

GPSBK Behind **8:59.365**

Best Time **12:56.772** Best Speed **34.301** On 1 Gp a

Lap	Elapsed Time	Lap Time	Lap Speed
1	12:56.772	12:56.772	33.740
2	37:11.870	24:15.098	18.311

49 Noel HUDSON

GPSBK Behind **29:59.802**

Best Time **33:57.209** Best Speed **13.079** On 1 Gp a

Lap	Elapsed Time	Lap Time	Lap Speed
1	33:57.209	33:57.209	12.865

32 Paul CRANSTON

GPSBK Behind **30:52.235**

Best Time **34:49.642** Best Speed **12.750** On 1 Gp a

Lap	Elapsed Time	Lap Time	Lap Speed
1	34:49.642	34:49.642	12.542

Speed TrapUlster Grand Prix Superbikes (Thu) Practice

<u>No.</u>	<u>Name</u>	<u>Lap 1</u>	<u>Lap 2</u>	<u>Lap 3</u>	<u>Lap 4</u>
1	Guy MARTIN	148	176	175	
2	Adrian ARCHIBALD		137	174	175
6	William DUNLOP		151	172	
7	Ian LOUGHER			167	
9	Keith AMOR	176			
10	Conor CUMMINS		172	172	172
16	John BURROWS	167		167	
22	Mark BUCKLEY	158		166	164
23	Michael DUNLOP	133			
27	Adrian McFARLAND			173	173
29	Richard ELGIN	173			
32	Paul CRANSTON	170			
35	Tim POOLE		163		
37	Stefano BONETTI	143			
43	Fabrice MIGUET		160	163	
45	Martin FINNEGAN	152			169
48	Paul DUCKETT	171			158
68	Paul OWEN	149			
70	Victor GILMORE		125		
72	Stephen McILVENNA			123	
77	Ryan FARQUHAR		145	178	
86	Cameron DONALD	180			

Ulster Grand Prix Bike Week



SUPERBIKE

Superbike Combined Qualifying

Saturday, 18 August 2007


-----Best Time / Qual Laps-----

Pos	Class	No	Name	Session A		Session B		Overall Best Time / Speed / Total Qual Laps		
				Time	Laps	Time	Laps	Time	Speed	Laps
Qualifying Classification										
1	GPSBK	8	Ian HUTCHINSON	3:28.957	4	5:10.940	0	3:28.957	127.509	4
2	GPSBK	1	Guy MARTIN	3:30.902	1	4:13.005	2	3:30.902	126.333	3
3	GPSBK	9	Keith AMOR	3:31.805	7	4:28.664	1	3:31.805	125.795	8
4	GPSBK	2	Adrian ARCHIBALD	3:32.644	3	3:58.348	2	3:32.644	125.298	5
5	GPSBK	4	John McGUINNESS	3:34.176	3	6:56.481	0	3:34.176	124.402	3
6	GPSBK	17	James McBRIDE	3:34.359	6	6:58.300	0	3:34.359	124.296	6
7	GPSBK	5	Bruce ANSTEY	3:34.647	4	3:57.407	1	3:34.647	124.129	5
8	GPSBK	7	Ian LOUGHER	3:36.406	2	6:47.184	0	3:36.406	123.120	2
9	GPSBK	6	William DUNLOP	3:36.710	2	4:25.946	1	3:36.710	122.948	3
10	GPSBK	10	Conor CUMMINS	3:36.825	4	3:57.707	4	3:36.825	122.882	8
11	GPSBK	26	Stephen THOMPSON	3:37.663	2	5:47.124	0	3:37.663	122.409	2
12	GPSBK	45	Martin FINNEGAN	3:38.007	3	4:03.060	3	3:38.007	122.216	6
13	GPSBK	14	Paul HUNT	3:38.977	6	7:06.150	0	3:38.977	121.675	6
14	GPSBK	22	Mark BUCKLEY	3:40.272	5	4:19.996	3	3:40.272	120.959	8
15	GPSBK	32	Paul CRANSTON	3:40.356	4	34:49.642	0	3:40.356	120.913	4
16	GPSBK	36	Michael PEARSON	3:41.382	4	3:59.944	4	3:41.382	120.353	8
17	GPSBK	39	James REDPATH	3:41.601	3	4:13.843	1	3:41.601	120.234	4
18	GPSBK	71	Davy MORGAN	3:42.792	2	9:32.651	0	3:42.792	119.591	2
19	GPSBK	21	Les SHAND	3:43.400	2	11:59.230	0	3:43.400	119.266	2
20	GPSBK	19	Gary JOHNSON	3:43.814	2	-----		3:43.814	119.045	2
21	GPSBK	41	Darren BURNS	3:43.818	4	4:44.548	0	3:43.818	119.043	4
22	GPSBK	70	Victor GILMORE	3:44.165	5	4:25.761	1	3:44.165	118.859	6
23	GPSBK	23	Michael DUNLOP	3:44.236	4	12:56.772	0	3:44.236	118.821	4
24	GPSBK	68	Paul OWEN	3:45.346	2	10:16.366	0	3:45.346	118.236	2
25	GPSBK	86	Cameron DONALD	3:46.396	3	4:16.002	1	3:46.396	117.687	4
26	GPSBK	33	Liam QUINN	3:47.629	2	9:09.011	0	3:47.629	117.050	2
27	GPSBK	40	Paul SHOESMITH	3:48.586	7	-----		3:48.586	116.560	7
28	GPSBK	24	Rob IANSON	3:49.115	3	4:48.017	0	3:49.115	116.291	3
29	GPSBK	43	Fabrice MIGUET	3:50.156	3	4:20.804	3	3:50.156	115.765	6
30	GPSBK	89	Alan CONNOR	3:53.313	4	6:03.544	0	3:53.313	114.198	4
31	GPSBK	30	Kevin STROWGER	3:54.566	5	9:58.896	0	3:54.566	113.588	5
32	GPSBK	20	Denver ROBB	3:55.024	2	7:14.830	0	3:55.024	113.367	2
33	GPSBK	49	Noel HUDSON	3:55.325	2	33:57.209	0	3:55.325	113.222	2
34	GPSBK	69	Dave WOOLAMS	3:55.694	2	5:09.672	0	3:55.694	113.045	2
35	GPSBK	50	James BRESLIN	3:56.523	2	5:19.536	0	3:56.523	112.648	2
36	GPSBK	72	Stephen McILVENNA	3:56.635	2	4:32.065	1	3:56.635	112.595	3
37	GPSBK	90	Craig ATKINSON	3:57.781	6	8:37.855	0	3:57.781	112.053	6
38	GPSBK	29	Richard EGLIN	3:58.251	2	4:41.661	1	3:58.251	111.831	3
39	GPSBK	28	John CRELLIN	4:01.296	2	5:30.588	0	4:01.296	110.420	2
40	GPSBK	59	Gareth ROBERTS	4:01.928	2	5:10.633	0	4:01.928	110.132	2
41	GPSBK	27	Adrian McFARLAND	-----		4:03.101	2	4:03.101	109.600	2
42	GPSBK	31	John TATTERSALL	4:03.856	2	5:21.356	0	4:03.856	109.261	2
43	GPSBK	48	Paul DUCKETT	4:04.122	2	10:51.486	0	4:04.122	109.142	2
44	GPSBK	77	Ryan FARQUHAR	-----		4:05.376	2	4:05.376	108.584	2
45	GPSBK	16	John BURROWS	7:54.441	0	4:20.713	4	4:20.713	102.197	4

Non Qualifiers

GPSBK	38	Eric WILSON	4:12.976	0	-----				0
GPSBK	15	Mark PARRETT	-----		5:29.719	0			0
GPSBK	42	Graham OAKLAND	4:46.033	0	8:07.820	0			0
GPSBK	47	Daniel JANSEN	-----		4:43.189	0			0

These Results are provisional and are subject to ratification by the Stewards of the Meeting.

Track	Dundrod	Signed	Organising Club	Dundrod & District MCC
Length(miles)	7.4011 Lap 1 (7.2801)			
Weather		Chief Timekeeper		
Track		Issued At:		





SUPERBIKE


Superbike Combined Qualifying

Saturday, 18 August 2007

Non Qualifiers

GPSBK	11	Rob FROST	-----		5:07.331	0	0
GPSBK	34	Dwyer AGNEW	5:30.002	0	-----		0

These Results are provisional and are subject to ratification by the Stewards of the Meeting.

Track	Dundrod	Signed		Organising Club	Dundrod & District MCC
Length(miles)	7.4011 Lap 1 (7.2801)	Chief Timekeeper			
Weather		Issued At:			
Track					

MCUI
Ulster Centre
Timing
www.mcui-uc.org.uk



2&4
WHEEL MOTORSPORT
STEERING GROUP LTD.

X[®] nitec
SOLUTIONS



Ulster Grand Prix Bike Week

SUPERBIKE

Race 4 - Belfast Telegraph UGP Superbike

Saturday, 18 August 2007



Pos	Class	No	Name	Machine / Sponsor	Gp	Laps	Total Time	Behind	Speed	-----Best Lap-----		
										Time	Speed	On
1	GPSBK	8	Ian HUTCHINSON	Honda - HM Plant Honda	a	3	11:17.961		117.258	3:43.930	118.983	2
2	GPSBK	1	Guy MARTIN	Honda - Hydrex Honda	a	3	11:23.748	5.787	116.265	3:45.380	118.218	3
3	GPSBK	5	Bruce ANSTEY	Suzuki - Relentless Suzuki by TAS Racing	a	3	11:30.411	12.450	115.143	3:47.757	116.984	2
4	GPSBK	77	Ryan FARQUHAR	Kawasaki - McAdoo Kawasaki Racing	a	3	11:43.269	25.308	113.038	3:51.227	115.229	3
5	GPSBK	86	Cameron DONALD	Honda - Robinson Concrete/Uel Duncan	a	3	11:46.656	28.695	112.496	3:52.436	114.629	2
6	GPSBK	10	Conor CUMMINS	Yamaha - JMF Team Millsport Racing	a	3	11:48.082	30.121	112.270	3:53.372	114.169	2
7	GPSBK	2	Adrian ARCHIBALD	Suzuki - Relentless Suzuki by TAS Racing	a	3	11:48.270	30.309	112.240	3:53.699	114.010	2
8	GPSBK	9	Keith AMOR	Yamaha - AIM Racing	a	3	11:48.534	30.573	112.198	3:53.691	114.014	3
9	GPSBK	22	Mark BUCKLEY	Kawasaki - Anglo Irish Racing	a	3	11:55.741	37.780	111.069	3:56.426	112.695	2
10	GPSBK	4	John McGUINNESS	Honda - HM Plant Honda	a	3	11:59.107	41.146	110.549	3:58.741	111.602	2
11	GPSBK	11	Rob FROST	Yamaha - JMF Team Millsport Racing	b	3	12:00.396	42.435	110.351	3:56.665	112.581	2
12	GPSBK	27	Adrian McFARLAND	Yamaha - Team Hardship Racing	b	3	12:12.144	54.183	108.580	3:59.213	111.382	2
13	GPSBK	45	Martin FINNEGAN	Honda - Mark Johns Motors	a	3	12:14.628	56.667	108.213	4:00.773	110.660	2
14	GPSBK	70	Victor GILMORE	Yamaha - T Lindsay Racing	b	3	12:17.555	59.594	107.784	4:02.588	109.832	2
15	GPSBK	36	Michael PEARSON	Yamaha - Carryduff Forklifts	a	3	12:28.770	1:10.809	106.169	4:04.660	108.902	3
16	GPSBK	26	Stephen THOMPSON	Yamaha - AIM Racing	a	3	12:31.290	1:13.329	105.813	4:06.529	108.076	3
17	GPSBK	21	Les SHAND	Honda - Barron Transport Services	a	3	12:34.045	1:16.084	105.426	4:04.600	108.929	2
18	GPSBK	6	William DUNLOP	Suzuki - Raymond Lilley Electrical	a	3	12:38.517	1:20.556	104.805	4:11.187	106.072	3
19	GPSBK	34	Dwyer AGNEW	Suzuki	b	3	12:42.593	1:24.632	104.245	4:10.093	106.536	3
20	GPSBK	30	Kevin STROWGER	Suzuki - Mistral Racing Ltd	b	3	12:45.639	1:27.678	103.830	4:12.718	105.430	2
21	GPSBK	19	Gary JOHNSON	Yamaha - Speedfreak Race Team	a	3	12:53.455	1:35.494	102.781	4:15.117	104.438	2
22	GPSBK	49	Noel HUDSON	Kawasaki - AJS	b	3	12:55.352	1:37.391	102.529	4:16.643	103.817	2
23	GPSBK	15	Mark PARRETT	Yamaha - Ripley Land	a	3	12:58.830	1:40.869	102.071	4:15.461	104.298	2
24	GPSBK	32	Paul CRANSTON	Honda - P&J	a	3	13:10.088	1:52.127	100.617	4:18.723	102.983	2
25	GPSBK	43	Fabrice MIGUET	Suzuki	b	3	13:20.847	2:02.886	99.265	4:23.763	101.015	2
26	GPSBK	31	John TATTERSALL	Suzuki	b	3	13:21.090	2:03.129	99.235	4:21.933	101.721	3
27	GPSBK	72	Stephen McILVENNA	Honda - T7 Murray	b	3	13:26.570	2:08.609	98.561	4:25.886	100.208	2
28	GPSBK	69	Dave WOOLAMS	Kawasaki 600 - Scott Bros.	b	3	13:26.804	2:08.843	98.532	4:26.302	100.052	3
29	GPSBK	59	Gareth ROBERTS	Yamaha - Saf Ims Racing	b	3	13:31.196	2:13.235	97.999	4:27.592	99.569	3
30	GPSBK	90	Craig ATKINSON	Honda - VRS Racing	b	3	13:37.980	2:20.019	97.186	4:30.687	98.431	2
31	GPSBK	48	Paul DUCKETT	Kawasaki - Wilson & Collins	b	3	13:50.719	2:32.758	95.696	4:33.188	97.530	2


Fastest Lap

GPSBK	8	Ian HUTCHINSON	Honda - HM Plant Honda	a						3:43.930	118.983	2
-------	---	----------------	------------------------	---	--	--	--	--	--	----------	---------	---

Not Classified

DNF	GPSBK	24	Rob I'ANSON	Suzuki - VRS Racing	b	2	9:10.338	1 Lap	96.036	4:50.162	91.824	2
DNF	GPSBK	7	Ian LOUGHER	Honda - Stobart Motorsport	a	1	4:26.872	2 Laps	98.206	4:26.872	98.206	1
DNF	GPSBK	16	John BURROWS	Honda - HM Sports Motorhomes	a	1	4:27.423	0.551	98.003	4:27.423	98.003	1
DNF	GPSBK	68	Paul OWEN	Kawasaki - Team #98	a	1	4:28.907	2.035	97.463	4:28.907	97.463	1
DNF	GPSBK	50	James BRESLIN	Kawasaki	b	1	4:51.122	24.250	90.025	4:51.122	90.025	1
DNF	GPSBK	28	John CRELLIN	Suzuki	b	1	5:12.969	46.097	83.741	5:12.969	83.741	1

These Results are provisional and are subject to ratification by the Stewards of the Meeting.

Track	Dundrod	Signed		Organising Club	Dundrod & District MCC
Length(miles)	7.4011 Lap 1 (7.2801)		Chief Timekeeper	Warmup Started	
Weather	Rain	Issued At:	15:32:58	Race Started	15:06:37.045
Track	Wet			Gp Time Diff - b	36.98



Ulster Grand Prix Bike Week

SUPERBIKE

Race 4 - Belfast Telegraph UGP Superbike

Saturday, 18 August 2007

DETAILED RESULT



Isaac Agnew Van Centre Superbike

Race Classification

1 8 Ian HUTCHINSON

Total Time **11:17.961** Avg Speed **117.258** Behind
Best Time **3:43.930** Best Speed **118.983** On 2 Gp a

Lap	Elapsed Time	Lap Time	Lap Speed
1	3:49.020	3:49.020	114.437
2	7:32.950	3:43.930	118.983
3	11:17.961	3:45.011	118.412

2 1 Guy MARTIN

Total Time **11:23.748** Avg Speed **116.265** Behind **5.787**
Best Time **3:45.380** Best Speed **118.218** On 3 Gp a

Lap	Elapsed Time	Lap Time	Lap Speed
1	3:51.640	3:51.640	113.143
2	7:38.368	3:46.728	117.515
3	11:23.748	3:45.380	118.218

3 5 Bruce ANSTEY

Total Time **11:30.411** Avg Speed **115.143** Behind **12.450**
Best Time **3:47.757** Best Speed **116.984** On 2 Gp a

Lap	Elapsed Time	Lap Time	Lap Speed
1	3:51.718	3:51.718	113.105
2	7:39.475	3:47.757	116.984
3	11:30.411	3:50.936	115.374

4 77 Ryan FARQUHAR

Total Time **11:43.269** Avg Speed **113.038** Behind **25.308**
Best Time **3:51.227** Best Speed **115.229** On 3 Gp a

Lap	Elapsed Time	Lap Time	Lap Speed
1	3:58.579	3:58.579	109.852
2	7:52.042	3:53.463	114.125
3	11:43.269	3:51.227	115.229

5 86 Cameron DONALD

Total Time **11:46.656** Avg Speed **112.496** Behind **28.695**
Best Time **3:52.436** Best Speed **114.629** On 2 Gp a

Lap	Elapsed Time	Lap Time	Lap Speed
1	4:01.258	4:01.258	108.632
2	7:53.694	3:52.436	114.629
3	11:46.656	3:52.962	114.370

Isaac Agnew Van Centre Superbike

Race Classification

6 10 Conor CUMMINS

Total Time **11:48.082** Avg Speed **112.270** Behind **30.121**
Best Time **3:53.372** Best Speed **114.169** On 2 Gp a

Lap	Elapsed Time	Lap Time	Lap Speed
1	3:58.432	3:58.432	109.920
2	7:51.804	3:53.372	114.169
3	11:48.082	3:56.278	112.765

7 2 Adrian ARCHIBALD

Total Time **11:48.270** Avg Speed **112.240** Behind **30.309**
Best Time **3:53.699** Best Speed **114.010** On 2 Gp a

Lap	Elapsed Time	Lap Time	Lap Speed
1	3:59.853	3:59.853	109.268
2	7:53.552	3:53.699	114.010
3	11:48.270	3:54.718	113.515

8 9 Keith AMOR

Total Time **11:48.534** Avg Speed **112.198** Behind **30.573**
Best Time **3:53.691** Best Speed **114.014** On 3 Gp a

Lap	Elapsed Time	Lap Time	Lap Speed
1	3:59.924	3:59.924	109.236
2	7:54.843	3:54.919	113.418
3	11:48.534	3:53.691	114.014

9 22 Mark BUCKLEY

Total Time **11:55.741** Avg Speed **111.069** Behind **37.780**
Best Time **3:56.426** Best Speed **112.695** On 2 Gp a

Lap	Elapsed Time	Lap Time	Lap Speed
1	4:01.986	4:01.986	108.305
2	7:58.412	3:56.426	112.695
3	11:55.741	3:57.329	112.266

10 4 John McGUINNESS

Total Time **11:59.107** Avg Speed **110.549** Behind **41.146**
Best Time **3:58.741** Best Speed **111.602** On 2 Gp a

Lap	Elapsed Time	Lap Time	Lap Speed
1	3:58.300	3:58.300	109.981
2	7:57.041	3:58.741	111.602
3	11:59.107	4:02.066	110.069

Ulster Grand Prix Bike Week

SUPERBIKE

Race 4 - Belfast Telegraph UGP Superbike

Saturday, 18 August 2007

DETAILED RESULT



Isaac Agnew Van Centre Superbike

Race Classification

11 11 Rob FROST

Total Time **12:00.396** Avg Speed **110.351** Behind **42.435**
Best Time **3:56.665** Best Speed **112.581** On **2** Gp **b**

Lap	Elapsed Time	Lap Time	Lap Speed
1	4:06.750	4:06.750	106.214
2	8:03.415	3:56.665	112.581
3	12:00.396	3:56.981	112.431

12 27 Adrian McFARLAND

Total Time **12:12.144** Avg Speed **108.580** Behind **54.183**
Best Time **3:59.213** Best Speed **111.382** On **2** Gp **b**

Lap	Elapsed Time	Lap Time	Lap Speed
1	4:12.009	4:12.009	103.998
2	8:11.222	3:59.213	111.382
3	12:12.144	4:00.922	110.592

13 45 Martin FINNEGAN

Total Time **12:14.628** Avg Speed **108.213** Behind **56.667**
Best Time **4:00.773** Best Speed **110.660** On **2** Gp **a**

Lap	Elapsed Time	Lap Time	Lap Speed
1	4:10.282	4:10.282	104.715
2	8:11.055	4:00.773	110.660
3	12:14.628	4:03.573	109.388

14 70 Victor GILMORE

Total Time **12:17.555** Avg Speed **107.784** Behind **59.594**
Best Time **4:02.588** Best Speed **109.832** On **2** Gp **b**

Lap	Elapsed Time	Lap Time	Lap Speed
1	4:08.974	4:08.974	105.265
2	8:11.562	4:02.588	109.832
3	12:17.555	4:05.993	108.312

15 36 Michael PEARSON

Total Time **12:28.770** Avg Speed **106.169** Behind **1:10.809**
Best Time **4:04.660** Best Speed **108.902** On **3** Gp **a**

Lap	Elapsed Time	Lap Time	Lap Speed
1	4:16.780	4:16.780	102.065
2	8:24.110	4:07.330	107.726
3	12:28.770	4:04.660	108.902

Isaac Agnew Van Centre Superbike

Race Classification

16 26 Stephen THOMPSON

Total Time **12:31.290** Avg Speed **105.813** Behind **1:13.329**
Best Time **4:06.529** Best Speed **108.076** On **3** Gp **a**

Lap	Elapsed Time	Lap Time	Lap Speed
1	4:16.929	4:16.929	102.006
2	8:24.761	4:07.832	107.508
3	12:31.290	4:06.529	108.076

17 21 Les SHAND

Total Time **12:34.045** Avg Speed **105.426** Behind **1:16.084**
Best Time **4:04.600** Best Speed **108.929** On **2** Gp **a**

Lap	Elapsed Time	Lap Time	Lap Speed
1	4:22.895	4:22.895	99.691
2	8:27.495	4:04.600	108.929
3	12:34.045	4:06.550	108.067

18 6 William DUNLOP

Total Time **12:38.517** Avg Speed **104.805** Behind **1:20.556**
Best Time **4:11.187** Best Speed **106.072** On **3** Gp **a**

Lap	Elapsed Time	Lap Time	Lap Speed
1	4:16.012	4:16.012	102.372
2	8:27.330	4:11.318	106.017
3	12:38.517	4:11.187	106.072

19 34 Dwyer AGNEW

Total Time **12:42.593** Avg Speed **104.245** Behind **1:24.632**
Best Time **4:10.093** Best Speed **106.536** On **3** Gp **b**

Lap	Elapsed Time	Lap Time	Lap Speed
1	4:20.907	4:20.907	100.451
2	8:32.500	4:11.593	105.901
3	12:42.593	4:10.093	106.536

20 30 Kevin STROWGER

Total Time **12:45.639** Avg Speed **103.830** Behind **1:27.678**
Best Time **4:12.718** Best Speed **105.430** On **2** Gp **b**

Lap	Elapsed Time	Lap Time	Lap Speed
1	4:18.116	4:18.116	101.537
2	8:30.834	4:12.718	105.430
3	12:45.639	4:14.805	104.566

Ulster Grand Prix Bike Week

SUPERBIKE

Race 4 - Belfast Telegraph UGP Superbike

Saturday, 18 August 2007

DETAILED RESULT



Isaac Agnew Van Centre Superbike

Race Classification

21 19 Gary JOHNSON

Total Time **12:53.455** Avg Speed **102.781** Behind **1:35.494**
Best Time **4:15.117** Best Speed **104.438** On **2** Gp **a**

Lap	Elapsed Time	Lap Time	Lap Speed
1	4:22.726	4:22.726	99.755
2	8:37.843	4:15.117	104.438
3	12:53.455	4:15.612	104.236

22 49 Noel HUDSON

Total Time **12:55.352** Avg Speed **102.529** Behind **1:37.391**
Best Time **4:16.643** Best Speed **103.817** On **2** Gp **b**

Lap	Elapsed Time	Lap Time	Lap Speed
1	4:21.639	4:21.639	100.170
2	8:38.282	4:16.643	103.817
3	12:55.352	4:17.070	103.645

23 15 Mark PARRETT

Total Time **12:58.830** Avg Speed **102.071** Behind **1:40.869**
Best Time **4:15.461** Best Speed **104.298** On **2** Gp **a**

Lap	Elapsed Time	Lap Time	Lap Speed
1	4:25.713	4:25.713	98.634
2	8:41.174	4:15.461	104.298
3	12:58.830	4:17.656	103.409

24 32 Paul CRANSTON

Total Time **13:10.088** Avg Speed **100.617** Behind **1:52.127**
Best Time **4:18.723** Best Speed **102.983** On **2** Gp **a**

Lap	Elapsed Time	Lap Time	Lap Speed
1	4:16.721	4:16.721	102.089
2	8:35.444	4:18.723	102.983
3	13:10.088	4:34.644	97.013

25 43 Fabrice MIGUET

Total Time **13:20.847** Avg Speed **99.265** Behind **2:02.886**
Best Time **4:23.763** Best Speed **101.015** On **2** Gp **b**

Lap	Elapsed Time	Lap Time	Lap Speed
1	4:31.909	4:31.909	96.387
2	8:55.672	4:23.763	101.015
3	13:20.847	4:25.175	100.477

Isaac Agnew Van Centre Superbike

Race Classification

26 31 John TATTERSALL

Total Time **13:21.090** Avg Speed **99.235** Behind **2:03.129**
Best Time **4:21.933** Best Speed **101.721** On **3** Gp **b**

Lap	Elapsed Time	Lap Time	Lap Speed
1	4:33.369	4:33.369	95.872
2	8:59.157	4:25.788	100.245
3	13:21.090	4:21.933	101.721

27 72 Stephen McILVENNA

Total Time **13:26.570** Avg Speed **98.561** Behind **2:08.609**
Best Time **4:25.886** Best Speed **100.208** On **2** Gp **b**

Lap	Elapsed Time	Lap Time	Lap Speed
1	4:32.854	4:32.854	96.053
2	8:58.740	4:25.886	100.208
3	13:26.570	4:27.830	99.481

28 69 Dave WOOLAMS

Total Time **13:26.804** Avg Speed **98.532** Behind **2:08.843**
Best Time **4:26.302** Best Speed **100.052** On **3** Gp **b**

Lap	Elapsed Time	Lap Time	Lap Speed
1	4:33.048	4:33.048	95.984
2	9:00.502	4:27.454	99.621
3	13:26.804	4:26.302	100.052

29 59 Gareth ROBERTS

Total Time **13:31.196** Avg Speed **97.999** Behind **2:13.235**
Best Time **4:27.592** Best Speed **99.569** On **3** Gp **b**

Lap	Elapsed Time	Lap Time	Lap Speed
1	4:34.240	4:34.240	95.567
2	9:03.604	4:29.364	98.914
3	13:31.196	4:27.592	99.569

30 90 Craig ATKINSON

Total Time **13:37.980** Avg Speed **97.186** Behind **2:20.019**
Best Time **4:30.687** Best Speed **98.431** On **2** Gp **b**

Lap	Elapsed Time	Lap Time	Lap Speed
1	4:32.759	4:32.759	96.086
2	9:03.446	4:30.687	98.431
3	13:37.980	4:34.534	97.052

Ulster Grand Prix Bike Week

SUPERBIKE

Race 4 - Belfast Telegraph UGP Superbike

Saturday, 18 August 2007

DETAILED RESULT



Isaac Agnew Van Centre Superbike

Race Classification

31 48 Paul DUCKETT

Total Time **13:50.719** Avg Speed **95.696** Behind **2:32.758**

Best Time **4:33.188** Best Speed **97.530** On **2** Gp **b**

Lap	Elapsed Time	Lap Time	Lap Speed
1	4:40.770	4:40.770	93.345
2	9:13.958	4:33.188	97.530
3	13:50.719	4:36.761	96.271

Not Classified

DNF 24 Rob I'ANSON

Total Time **9:10.338** Avg Speed **96.036** Behind **1 Lap**

Best Time **4:50.162** Best Speed **91.824** On **2** Gp **b**

Lap	Elapsed Time	Lap Time	Lap Speed
1	4:20.176	4:20.176	100.733
2	9:10.338	4:50.162	91.824

DNF 7 Ian LOUGHER

Total Time **4:26.872** Avg Speed **98.206** Behind **2 Laps**

Best Time **4:26.872** Best Speed **98.206** On **1** Gp **a**

Lap	Elapsed Time	Lap Time	Lap Speed
1	4:26.872	4:26.872	98.206

DNF 16 John BURROWS

Total Time **4:27.423** Avg Speed **98.003** Behind **0.551**

Best Time **4:27.423** Best Speed **98.003** On **1** Gp **a**

Lap	Elapsed Time	Lap Time	Lap Speed
1	4:27.423	4:27.423	98.003

DNF 68 Paul OWEN

Total Time **4:28.907** Avg Speed **97.463** Behind **2.035**

Best Time **4:28.907** Best Speed **97.463** On **1** Gp **a**

Lap	Elapsed Time	Lap Time	Lap Speed
1	4:28.907	4:28.907	97.463

DNF 50 James BRESLIN

Total Time **4:51.122** Avg Speed **90.025** Behind **24.250**

Best Time **4:51.122** Best Speed **90.025** On **1** Gp **b**

Lap	Elapsed Time	Lap Time	Lap Speed
1	4:51.122	4:51.122	90.025

Isaac Agnew Van Centre Superbike

Not Classified

DNF 28 John CRELLIN

Total Time **5:12.969** Avg Speed **83.741** Behind **46.097**

Best Time **5:12.969** Best Speed **83.741** On **1** Gp **b**

Lap	Elapsed Time	Lap Time	Lap Speed
1	5:12.969	5:12.969	83.741

Ulster Grand Prix Bike Week

SUPERBIKE

Race 4 - Belfast Telegraph UGP Superbike

LAP CHART



1					2					3				
No	Name	G	Elapsed Time	Lap Time	No	Name	G	Elapsed Time	Lap Time	No	Name	G	Elapsed Time	Lap Time
8	Ian HUTCHINSON	a	3:49.020	3:49.020	8	Ian HUTCHINSON	a	7:32.950	3:43.930	8	Ian HUTCHINSON	a	11:17.961	3:45.011
1	Guy MARTIN	a	3:51.640	3:51.640	1	Guy MARTIN	a	7:38.368	3:46.728	1	Guy MARTIN	a	11:23.748	3:45.380
5	Bruce ANSTEY	a	3:51.718	3:51.718	5	Bruce ANSTEY	a	7:39.475	3:47.757	5	Bruce ANSTEY	a	11:30.411	3:50.936
4	John McGUINNESS	a	3:58.300	3:58.300	10	Conor CUMMINS	a	7:51.804	3:53.372	77	Ryan FARQUHAR	a	11:43.269	3:51.227
10	Conor CUMMINS	a	3:58.432	3:58.432	77	Ryan FARQUHAR	a	7:52.042	3:53.463	86	Cameron DONALD	a	11:46.656	3:52.962
77	Ryan FARQUHAR	a	3:58.579	3:58.579	2	Adrian ARCHIBALD	a	7:53.552	3:53.699	10	Conor CUMMINS	a	11:48.082	3:56.278
2	Adrian ARCHIBALD	a	3:59.853	3:59.853	86	Cameron DONALD	a	7:53.694	3:52.436	2	Adrian ARCHIBALD	a	11:48.270	3:54.718
9	Keith AMOR	a	3:59.924	3:59.924	9	Keith AMOR	a	7:54.843	3:54.919	9	Keith AMOR	a	11:48.534	3:53.691
86	Cameron DONALD	a	4:01.258	4:01.258	4	John McGUINNESS	a	7:57.041	3:58.741	22	Mark BUCKLEY	a	11:55.741	3:57.329
22	Mark BUCKLEY	a	4:01.986	4:01.986	22	Mark BUCKLEY	a	7:58.412	3:56.426	4	John McGUINNESS	a	11:59.107	4:02.066
11	Rob FROST	b	4:06.750	4:06.750	11	Rob FROST	b	8:03.415	3:56.665	11	Rob FROST	b	12:00.396	3:56.981
70	Victor GILMORE	b	4:08.974	4:08.974	45	Martin FINNEGAN	a	8:11.055	4:00.773	27	Adrian McFARLAND	b	12:12.144	4:00.922
45	Martin FINNEGAN	a	4:10.282	4:10.282	27	Adrian McFARLAND	b	8:11.222	3:59.213	45	Martin FINNEGAN	a	12:14.628	4:03.573
27	Adrian McFARLAND	b	4:12.009	4:12.009	70	Victor GILMORE	b	8:11.562	4:02.588	70	Victor GILMORE	b	12:17.555	4:05.993
6	William DUNLOP	a	4:16.012	4:16.012	36	Michael PEARSON	a	8:24.110	4:07.330	36	Michael PEARSON	a	12:28.770	4:04.660
32	Paul CRANSTON	a	4:16.721	4:16.721	26	Stephen THOMPSON	a	8:24.761	4:07.832	26	Stephen THOMPSON	a	12:31.290	4:06.529
36	Michael PEARSON	a	4:16.780	4:16.780	6	William DUNLOP	a	8:27.330	4:11.318	21	Les SHAND	a	12:34.045	4:06.550
26	Stephen THOMPSON	a	4:16.929	4:16.929	21	Les SHAND	a	8:27.495	4:04.600	6	William DUNLOP	a	12:38.517	4:11.187
30	Kevin STROWGER	b	4:18.116	4:18.116	30	Kevin STROWGER	b	8:30.834	4:12.718	34	Dwyer AGNEW	b	12:42.593	4:10.093
24	Rob I'ANSON	b	4:20.176	4:20.176	34	Dwyer AGNEW	b	8:32.500	4:11.593	30	Kevin STROWGER	b	12:45.639	4:14.805
34	Dwyer AGNEW	b	4:20.907	4:20.907	32	Paul CRANSTON	a	8:35.444	4:18.723	19	Gary JOHNSON	a	12:53.455	4:15.612
49	Noel HUDSON	b	4:21.639	4:21.639	19	Gary JOHNSON	a	8:37.843	4:15.117	49	Noel HUDSON	b	12:55.352	4:17.070
19	Gary JOHNSON	a	4:22.726	4:22.726	49	Noel HUDSON	b	8:38.282	4:16.643	15	Mark PARRETT	a	12:58.830	4:17.656
21	Les SHAND	a	4:22.895	4:22.895	15	Mark PARRETT	a	8:41.174	4:15.461	32	Paul CRANSTON	a	13:10.088	4:34.644
15	Mark PARRETT	a	4:25.713	4:25.713	43	Fabrice MIGUET	b	8:55.672	4:23.763	43	Fabrice MIGUET	b	13:20.847	4:25.175
7	Ian LOUGHER	a	4:26.872	4:26.872	72	Stephen McILVENNA	b	8:58.740	4:25.886	31	John TATTERSALL	b	13:21.090	4:21.933
16	John BURROWS	a	4:27.423	4:27.423	31	John TATTERSALL	b	8:59.157	4:25.788	72	Stephen McILVENNA	b	13:26.570	4:27.830
68	Paul OWEN	a	4:28.907	4:28.907	69	Dave WOOLAMS	b	9:00.502	4:27.454	69	Dave WOOLAMS	b	13:26.804	4:26.302
43	Fabrice MIGUET	b	4:31.909	4:31.909	90	Craig ATKINSON	b	9:03.446	4:30.687	59	Gareth ROBERTS	b	13:31.196	4:27.592
90	Craig ATKINSON	b	4:32.759	4:32.759	59	Gareth ROBERTS	b	9:03.604	4:29.364	90	Craig ATKINSON	b	13:37.980	4:34.534
72	Stephen McILVENNA	b	4:32.854	4:32.854	24	Rob I'ANSON	b	9:10.338	4:50.162	48	Paul DUCKETT	b	13:50.719	4:36.761
69	Dave WOOLAMS	b	4:33.048	4:33.048	48	Paul DUCKETT	b	9:13.958	4:33.188					
31	John TATTERSALL	b	4:33.369	4:33.369										
59	Gareth ROBERTS	b	4:34.240	4:34.240										
48	Paul DUCKETT	b	4:40.770	4:40.770										
50	James BRESLIN	b	4:51.122	4:51.122										
28	John CRELLIN	b	5:12.969	5:12.969										

Speed TrapUlster Grand Prix Race '4' Superbikes

<u>No.</u>	<u>Name</u>	<u>Lap 1</u>	<u>Lap 2</u>	<u>Lap 3</u>	<u>Lap 4</u>
1	Guy MARTIN		183	181	179
2	Adrian ARCHIBALD		171	180	
4	John McGUINNESS		178		174
5	Bruce ANSTEY		170	167	180
6	William DUNLOP			165	166
7	Ian LOUGHER	173			
8	Ian HUTCHINSON	167	182	183	178
9	Keith AMOR		177	179	
10	Conor CUMMINS				176
11	Rob FROST	165		165	
15	Mark PARRETT			167	167
20	Denver ROBB			169	
21	Les SHAND	174			
22	Mark BUCKLEY			162	
27	Adrian McFARLAND				173
30	Kevin STROWGER			154	
31	John TATTERSALL			147	
34	Dwyer AGNEW				164
38	Eric WILSON	161			
45	Martin FINNEGAN				171
48	Paul DUCKETT			158	
49	Noel HUDSON			170	172
59	Gareth ROBERTS	156			137
69	Dave WOOLAMS	146			
71	Davy MORGAN				169
86	Cameron DONALD				174
90	Craig ATKINSON			152	137