



POWERED BY  
**BELFAST TELEGRAPH**

**ULSTER GRAND PRIX BIKE WEEK**  
**15<sup>th</sup> – 18<sup>th</sup> AUGUST 2007**

promoted by  
**Dundrod & District Motorcycle Club**  
[www.ulstergrandprix.co.uk](http://www.ulstergrandprix.co.uk)

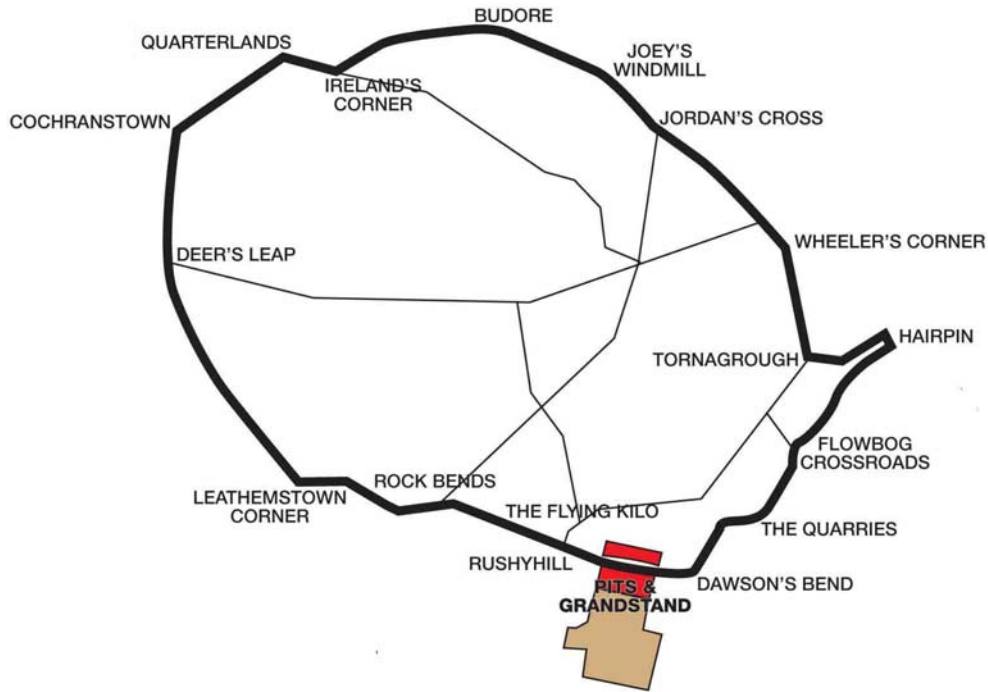


**250cc**



# The Dundrod Circuit

7.401 miles



## LAP RECORDS

| Class                  | Name              | Machine    | m s      | mph     | Year |
|------------------------|-------------------|------------|----------|---------|------|
| 125cc                  | Gary Dynes        | Honda      | 3 56.89  | 112.474 | 1999 |
| 250cc                  | Darran Lindsay    | Honda      | 3 38.634 | 121.866 | 2006 |
| Lightweight Supersport | Jason Griffiths   | Yamaha     | 3 58.43  | 111.748 | 2003 |
| Supersport 600         | Ian Hutchinson    | Kawasaki   | 3 32.414 | 125.434 | 2006 |
| Superstock             | Bruce Anstey (NZ) | Suzuki     | 3 28.23  | 127.955 | 2003 |
| Superbike              | John McGuinness   | Honda      | 3 22.282 | 131.717 | 2007 |
| Challenge 1000cc       | Keith Amor        | Suzuki     | 3 32.175 | 125.575 | 2006 |
| National 750cc         | Conor Cummins     | Yamaha 600 | 3 41.921 | 120.061 | 2006 |

# Ulster Grand Prix Bike Week

250cc

UGP Qualifying Session One

Wednesday, 15 August 2007




Qualifying Time **4:35.287** Qualifying Speed **96.786**

| Pos                              | Class | No | Name             | Machine / Sponsor                | Time     | Best Lap Behind | Speed   | On | Total Laps | Qualifying Laps |
|----------------------------------|-------|----|------------------|----------------------------------|----------|-----------------|---------|----|------------|-----------------|
| <b>Qualifying Classification</b> |       |    |                  |                                  |          |                 |         |    |            |                 |
| 1                                | GP250 | 6  | William DUNLOP   | Honda - P J Flynn                | 3:46.641 |                 | 117.560 | 5  | 6          | 5               |
| 2                                | GP250 | 4  | John McGUINNESS  | Honda - Padgett's of Batley      | 3:47.536 | 0.895           | 117.098 | 5  | 7          | 4               |
| 3                                | GP250 | 1  | Darren BURNS     | Honda - SGas NI/Roy Hanna Motors | 3:51.432 | 4.791           | 115.127 | 6  | 7          | 6               |
| 4                                | GP250 | 18 | Paul OWEN        | Honda - Team #98                 | 3:53.666 | 7.025           | 114.026 | 7  | 7          | 6               |
| 5                                | GP250 | 21 | Davy MORGAN      | Honda - Ballygowan RRSC          | 4:01.550 | 14.909          | 110.304 | 4  | 5          | 4               |
| 6                                | GP250 | 2  | Barry DAVIDSON   | Honda - Cleaver Browne           | 4:03.141 | 16.500          | 109.582 | 5  | 6          | 5               |
| 7                                | GP250 | 7  | Adrian McFARLAND | Aprilia - Richardson's           | 4:03.892 | 17.251          | 109.245 | 3  | 4          | 3               |
| 8                                | GP250 | 24 | Ivan LINTIN      | Honda                            | 4:04.600 | 17.959          | 108.929 | 5  | 5          | 4               |
| 9                                | GP250 | 33 | Sam DUNLOP       | Honda                            | 4:05.140 | 18.499          | 108.689 | 7  | 7          | 6               |
| 10                               | GP250 | 9  | Andrew COURTNEY  | Honda - Team Hardship Racing     | 4:06.921 | 20.280          | 107.905 | 7  | 7          | 6               |
| 11                               | GP250 | 16 | Phil HARVEY      | Honda - theFSD.com               | 4:07.252 | 20.611          | 107.760 | 5  | 5          | 4               |
| 12                               | GP250 | 45 | Mark WADDELL     | Honda                            | 4:12.765 | 26.124          | 105.410 | 5  | 7          | 6               |
| 13                               | GP250 | 30 | Kevin STROWGER   | Yamaha - Dave Sandland           | 4:13.337 | 26.696          | 105.172 | 4  | 6          | 5               |
| 14                               | GP250 | 32 | David GUINEY     | Honda                            | 4:15.847 | 29.206          | 104.140 | 3  | 5          | 4               |
| 15                               | GP250 | 27 | Trevor REID      | Yamaha - AWT                     | 4:15.873 | 29.232          | 104.130 | 7  | 7          | 6               |
| 16                               | GP250 | 12 | Peter WAKEFIELD  | Honda                            | 4:17.931 | 31.290          | 103.299 | 7  | 7          | 6               |
| 17                               | GP250 | 5  | Lee VERNON       | Honda                            | 4:18.029 | 31.388          | 103.260 | 6  | 6          | 4               |
| 18                               | GP250 | 38 | Bryan HARDING    | Honda                            | 4:18.522 | 31.881          | 103.063 | 4  | 5          | 4               |
| 19                               | GP250 | 15 | Raymond HODGES   | Honda - TT Racing                | 4:18.946 | 32.305          | 102.894 | 7  | 7          | 6               |
| 20                               | GP250 | 10 | Elle FORREST     | Honda                            | 4:28.535 | 41.894          | 99.220  | 5  | 7          | 5               |
| 21                               | GP250 | 46 | Mick CHATTERTON  | Yamaha                           | 4:29.278 | 42.637          | 98.946  | 5  | 6          | 5               |
| 22                               | GP250 | 35 | Paul MAGUIRE     | Honda                            | 4:32.706 | 46.065          | 97.702  | 5  | 6          | 3               |

## Non Qualifiers

|       |    |                |                             |          |          |        |   |   |          |
|-------|----|----------------|-----------------------------|----------|----------|--------|---|---|----------|
| GP250 | 34 | Matthew COLE   | Honda                       | 4:39.019 | 52.378   | 95.492 | 4 | 7 | <u>0</u> |
| GP250 | 23 | Michael DUNLOP | Honda - Marlow Construction | 5:23.326 | 1:36.685 | 82.406 | 1 | 1 | <u>0</u> |

These Results are provisional and are subject to ratification by the Stewards of the Meeting.

|               |                              |            |   |                    |                                   |
|---------------|------------------------------|------------|---|--------------------|-----------------------------------|
| Track         | <b>Dundrod</b>               | Signed     |  | Organising Club    | <b>Dundrod &amp; District MCC</b> |
| Length(miles) | <b>7.4011</b> Lap 1 (7.2801) |            | Chief Timekeeper  | Qualifying Started | <b>18:02:14.550</b>               |
| Weather       | <b>Cloudy</b>                | Issued At: | 18:39:46  |                    |                                   |
| Track         | <b>Dry</b>                   |            |   |                    |                                   |

MCUI  
Ulster Centre  
Timing  
www.mcui-uc.org.uk



**2&4**  
WHEEL MOTORSPORT  
STEERING GROUP LTD.

**X nitec**  
SOLUTIONS



# Ulster Grand Prix Bike Week

250cc

UGP Qualifying Session One

Wednesday, 15 August 2007

## DETAILED RESULT



### Qualifying Classification

Position

#### **1** 6 William DUNLOP

GP250 Behind

Best Time **3:46.641** Best Speed **117.560** On **5** Gp **a**

| Lap | Elapsed Time | Lap Time  | Lap Speed |
|-----|--------------|-----------|-----------|
| 1   | 12:44.250    | 12:44.250 | 34.293    |
| 2   | 16:38.040    | 3:53.790  | 113.965   |
| 3   | 20:29.199    | 3:51.159  | 115.262   |
| 4   | 24:18.962    | 3:49.763  | 115.963   |
| 5   | 28:05.603    | 3:46.641  | 117.560   |
| 6   | 32:03.830    | 3:58.227  | 111.843   |

#### **2** 4 John McGUINNESS

GP250 Behind **0.895**

Best Time **3:47.536** Best Speed **117.098** On **5** Gp **a**

| Lap | Elapsed Time | Lap Time | Lap Speed |
|-----|--------------|----------|-----------|
| 1   | 5:19.049     | 5:19.049 | 82.145    |
| 2   | 10:19.053    | 5:00.004 | 88.812    |
| 3   | 14:10.366    | 3:51.313 | 115.186   |
| 4   | 18:02.156    | 3:51.790 | 114.949   |
| 5   | 21:49.692    | 3:47.536 | 117.098   |
| 6   | 25:50.536    | 4:00.844 | 110.627   |
| 7   | 34:45.817    | 8:55.281 | 49.776    |

#### **3** 1 Darren BURNS

GP250 Behind **4.791**

Best Time **3:51.432** Best Speed **115.127** On **6** Gp **a**

| Lap | Elapsed Time | Lap Time | Lap Speed |
|-----|--------------|----------|-----------|
| 1   | 7:56.957     | 7:56.957 | 54.949    |
| 2   | 11:53.790    | 3:56.833 | 112.501   |
| 3   | 15:50.446    | 3:56.656 | 112.585   |
| 4   | 19:44.894    | 3:54.448 | 113.645   |
| 5   | 23:39.509    | 3:54.615 | 113.565   |
| 6   | 27:30.941    | 3:51.432 | 115.127   |
| 7   | 31:22.848    | 3:51.907 | 114.891   |

#### **4** 18 Paul OWEN

GP250 Behind **7.025**

Best Time **3:53.666** Best Speed **114.026** On **7** Gp **a**

| Lap | Elapsed Time | Lap Time  | Lap Speed |
|-----|--------------|-----------|-----------|
| 1   | 10:54.505    | 10:54.505 | 40.043    |
| 2   | 14:56.226    | 4:01.721  | 110.226   |
| 3   | 18:55.298    | 3:59.072  | 111.447   |
| 4   | 22:52.521    | 3:57.223  | 112.316   |
| 5   | 26:48.356    | 3:55.835  | 112.977   |
| 6   | 30:44.274    | 3:55.918  | 112.937   |
| 7   | 34:37.940    | 3:53.666  | 114.026   |

### Qualifying Classification

Position

#### **5** 21 Davy MORGAN

GP250 Behind **14.909**

Best Time **4:01.550** Best Speed **110.304** On **4** Gp **a**

| Lap | Elapsed Time | Lap Time | Lap Speed |
|-----|--------------|----------|-----------|
| 1   | 5:44.661     | 5:44.661 | 76.041    |
| 2   | 10:01.094    | 4:16.433 | 103.902   |
| 3   | 14:11.433    | 4:10.339 | 106.432   |
| 4   | 18:12.983    | 4:01.550 | 110.304   |
| 5   | 22:25.836    | 4:12.853 | 105.373   |

#### **6** 2 Barry DAVIDSON

GP250 Behind **16.500**

Best Time **4:03.141** Best Speed **109.582** On **5** Gp **a**

| Lap | Elapsed Time | Lap Time | Lap Speed |
|-----|--------------|----------|-----------|
| 1   | 5:46.055     | 5:46.055 | 75.735    |
| 2   | 9:58.228     | 4:12.173 | 105.657   |
| 3   | 14:06.980    | 4:08.752 | 107.111   |
| 4   | 18:12.177    | 4:05.197 | 108.663   |
| 5   | 22:15.318    | 4:03.141 | 109.582   |
| 6   | 26:20.958    | 4:05.640 | 108.468   |

#### **7** 7 Adrian McFARLAND

GP250 Behind **17.251**

Best Time **4:03.892** Best Speed **109.245** On **3** Gp **a**

| Lap | Elapsed Time | Lap Time | Lap Speed |
|-----|--------------|----------|-----------|
| 1   | 6:38.298     | 6:38.298 | 65.801    |
| 2   | 10:46.955    | 4:08.657 | 107.151   |
| 3   | 14:50.847    | 4:03.892 | 109.245   |
| 4   | 18:56.456    | 4:05.609 | 108.481   |

#### **8** 24 Ivan LINTIN

GP250 Behind **17.959**

Best Time **4:04.600** Best Speed **108.929** On **5** Gp **a**

| Lap | Elapsed Time | Lap Time | Lap Speed |
|-----|--------------|----------|-----------|
| 1   | 6:10.249     | 6:10.249 | 70.786    |
| 2   | 10:25.525    | 4:15.276 | 104.373   |
| 3   | 14:33.479    | 4:07.954 | 107.455   |
| 4   | 18:38.357    | 4:04.878 | 108.805   |
| 5   | 22:42.957    | 4:04.600 | 108.929   |

# Ulster Grand Prix Bike Week

250cc

UGP Qualifying Session One

Wednesday, 15 August 2007

## DETAILED RESULT



### Qualifying Classification

Position

#### **9** 33 Sam DUNLOP

GP250 Behind 18.499

Best Time 4:05.140 Best Speed 108.689 On 7 Gp a

| Lap | Elapsed Time | Lap Time | Lap Speed |
|-----|--------------|----------|-----------|
| 1   | 6:05.809     | 6:05.809 | 71.645    |
| 2   | 10:25.533    | 4:19.724 | 102.586   |
| 3   | 14:38.127    | 4:12.594 | 105.481   |
| 4   | 18:47.600    | 4:09.473 | 106.801   |
| 5   | 22:56.882    | 4:09.282 | 106.883   |
| 6   | 27:04.344    | 4:07.462 | 107.669   |
| 7   | 31:09.484    | 4:05.140 | 108.689   |

#### **10** 9 Andrew COURTNEY

GP250 Behind 20.280

Best Time 4:06.921 Best Speed 107.905 On 7 Gp a

| Lap | Elapsed Time | Lap Time | Lap Speed |
|-----|--------------|----------|-----------|
| 1   | 6:22.918     | 6:22.918 | 68.444    |
| 2   | 10:40.275    | 4:17.357 | 103.529   |
| 3   | 14:50.638    | 4:10.363 | 106.421   |
| 4   | 18:59.160    | 4:08.522 | 107.210   |
| 5   | 23:11.145    | 4:11.985 | 105.736   |
| 6   | 27:20.805    | 4:09.660 | 106.721   |
| 7   | 31:27.726    | 4:06.921 | 107.905   |

#### **11** 16 Phil HARVEY

GP250 Behind 20.611

Best Time 4:07.252 Best Speed 107.760 On 5 Gp a

| Lap | Elapsed Time | Lap Time | Lap Speed |
|-----|--------------|----------|-----------|
| 1   | 5:27.962     | 5:27.962 | 79.913    |
| 2   | 9:40.900     | 4:12.938 | 105.338   |
| 3   | 13:51.806    | 4:10.906 | 106.191   |
| 4   | 18:02.006    | 4:10.200 | 106.491   |
| 5   | 22:09.258    | 4:07.252 | 107.760   |

#### **12** 45 Mark WADDELL

GP250 Behind 26.124

Best Time 4:12.765 Best Speed 105.410 On 5 Gp a

| Lap | Elapsed Time | Lap Time | Lap Speed |
|-----|--------------|----------|-----------|
| 1   | 7:19.014     | 7:19.014 | 59.698    |
| 2   | 11:37.421    | 4:18.407 | 103.109   |
| 3   | 15:56.332    | 4:18.911 | 102.908   |
| 4   | 20:10.269    | 4:13.937 | 104.924   |
| 5   | 24:23.034    | 4:12.765 | 105.410   |
| 6   | 28:38.410    | 4:15.376 | 104.332   |
| 7   | 32:54.039    | 4:15.629 | 104.229   |

### Qualifying Classification

Position

#### **13** 30 Kevin STROWGER

GP250 Behind 26.696

Best Time 4:13.337 Best Speed 105.172 On 4 Gp a

| Lap | Elapsed Time | Lap Time  | Lap Speed |
|-----|--------------|-----------|-----------|
| 1   | 11:49.789    | 11:49.789 | 36.924    |
| 2   | 16:04.945    | 4:15.156  | 104.422   |
| 3   | 20:22.943    | 4:17.998  | 103.272   |
| 4   | 24:36.280    | 4:13.337  | 105.172   |
| 5   | 28:51.669    | 4:15.389  | 104.327   |
| 6   | 33:06.880    | 4:15.211  | 104.400   |

#### **14** 32 David GUINEY

GP250 Behind 29.206

Best Time 4:15.847 Best Speed 104.140 On 3 Gp a

| Lap | Elapsed Time | Lap Time | Lap Speed |
|-----|--------------|----------|-----------|
| 1   | 5:44.502     | 5:44.502 | 76.076    |
| 2   | 10:01.069    | 4:16.567 | 103.848   |
| 3   | 14:16.916    | 4:15.847 | 104.140   |
| 4   | 18:33.231    | 4:16.315 | 103.950   |
| 5   | 22:52.805    | 4:19.574 | 102.645   |

#### **15** 27 Trevor REID

GP250 Behind 29.232

Best Time 4:15.873 Best Speed 104.130 On 7 Gp a

| Lap | Elapsed Time | Lap Time | Lap Speed |
|-----|--------------|----------|-----------|
| 1   | 6:15.578     | 6:15.578 | 69.781    |
| 2   | 10:42.062    | 4:26.484 | 99.983    |
| 3   | 15:03.985    | 4:21.923 | 101.724   |
| 4   | 19:23.220    | 4:19.235 | 102.779   |
| 5   | 23:44.693    | 4:21.473 | 101.899   |
| 6   | 28:03.232    | 4:18.539 | 103.056   |
| 7   | 32:19.105    | 4:15.873 | 104.130   |

#### **16** 12 Peter WAKEFIELD

GP250 Behind 31.290

Best Time 4:17.931 Best Speed 103.299 On 7 Gp a

| Lap | Elapsed Time | Lap Time | Lap Speed |
|-----|--------------|----------|-----------|
| 1   | 5:58.185     | 5:58.185 | 73.170    |
| 2   | 10:25.376    | 4:27.191 | 99.719    |
| 3   | 14:49.687    | 4:24.311 | 100.805   |
| 4   | 19:12.884    | 4:23.197 | 101.232   |
| 5   | 23:39.516    | 4:26.632 | 99.928    |
| 6   | 27:59.028    | 4:19.512 | 102.669   |
| 7   | 32:16.959    | 4:17.931 | 103.299   |

# Ulster Grand Prix Bike Week

250cc

UGP Qualifying Session One

Wednesday, 15 August 2007

## DETAILED RESULT



### Qualifying Classification

Position

#### **17** 5 Lee VERNON

GP250 Behind 31.388

Best Time 4:18.029 Best Speed 103.260 On 6 Gp a

| Lap | Elapsed Time | Lap Time | Lap Speed |
|-----|--------------|----------|-----------|
| 1   | 5:46.013     | 5:46.013 | 75.744    |
| 2   | 10:14.543    | 4:28.530 | 99.222    |
| 3   | 14:36.648    | 4:22.105 | 101.654   |
| 4   | 19:04.785    | 4:28.137 | 99.367    |
| 5   | 26:38.659    | 7:33.874 | 58.703    |
| 6   | 30:56.688    | 4:18.029 | 103.260   |

#### **18** 38 Bryan HARDING

GP250 Behind 31.881

Best Time 4:18.522 Best Speed 103.063 On 4 Gp a

| Lap | Elapsed Time | Lap Time | Lap Speed |
|-----|--------------|----------|-----------|
| 1   | 7:02.154     | 7:02.154 | 62.082    |
| 2   | 11:28.182    | 4:26.028 | 100.155   |
| 3   | 15:53.580    | 4:25.398 | 100.392   |
| 4   | 20:12.102    | 4:18.522 | 103.063   |
| 5   | 24:33.921    | 4:21.819 | 101.765   |

#### **19** 15 Raymond HODGES

GP250 Behind 32.305

Best Time 4:18.946 Best Speed 102.894 On 7 Gp a

| Lap | Elapsed Time | Lap Time | Lap Speed |
|-----|--------------|----------|-----------|
| 1   | 6:36.487     | 6:36.487 | 66.101    |
| 2   | 11:10.311    | 4:33.824 | 97.303    |
| 3   | 15:40.454    | 4:30.143 | 98.629    |
| 4   | 20:10.000    | 4:29.546 | 98.848    |
| 5   | 24:32.683    | 4:22.683 | 101.430   |
| 6   | 28:58.859    | 4:26.176 | 100.099   |
| 7   | 33:17.805    | 4:18.946 | 102.894   |

#### **20** 10 Elle FORREST

GP250 Behind 41.894

Best Time 4:28.535 Best Speed 99.220 On 5 Gp a

| Lap | Elapsed Time | Lap Time | Lap Speed |
|-----|--------------|----------|-----------|
| 1   | 6:47.825     | 6:47.825 | 64.264    |
| 2   | 11:23.687    | 4:35.862 | 96.584    |
| 3   | 15:56.961    | 4:33.274 | 97.499    |
| 4   | 20:26.472    | 4:29.511 | 98.860    |
| 5   | 24:55.007    | 4:28.535 | 99.220    |
| 6   | 29:24.809    | 4:29.802 | 98.754    |
| 7   | 33:54.884    | 4:30.075 | 98.654    |

### Qualifying Classification

Position

#### **21** 46 Mick CHATTERTON

GP250 Behind 42.637

Best Time 4:29.278 Best Speed 98.946 On 5 Gp a

| Lap | Elapsed Time | Lap Time | Lap Speed |
|-----|--------------|----------|-----------|
| 1   | 6:02.133     | 6:02.133 | 72.372    |
| 2   | 10:37.295    | 4:35.162 | 96.830    |
| 3   | 15:07.655    | 4:30.360 | 98.550    |
| 4   | 19:37.170    | 4:29.515 | 98.859    |
| 5   | 24:06.448    | 4:29.278 | 98.946    |
| 6   | 28:38.995    | 4:32.547 | 97.759    |

#### **22** 35 Paul MAGUIRE

GP250 Behind 46.065

Best Time 4:32.706 Best Speed 97.702 On 5 Gp a

| Lap | Elapsed Time | Lap Time | Lap Speed |
|-----|--------------|----------|-----------|
| 1   | 6:59.332     | 6:59.332 | 62.500    |
| 2   | 11:35.034    | 4:35.702 | 96.640    |
| 3   | 16:13.605    | 4:38.571 | 95.645    |
| 4   | 20:48.552    | 4:34.947 | 96.906    |
| 5   | 25:21.258    | 4:32.706 | 97.702    |
| 6   | 29:56.057    | 4:34.799 | 96.958    |

### Non Qualifiers

Position

#### **34** Matthew COLE

GP250 Behind 52.378

Best Time 4:39.019 Best Speed 95.492 On 4 Gp a

| Lap | Elapsed Time | Lap Time | Lap Speed |
|-----|--------------|----------|-----------|
| 1   | 6:30.138     | 6:30.138 | 67.177    |
| 2   | 11:10.692    | 4:40.554 | 94.969    |
| 3   | 15:50.733    | 4:40.041 | 95.143    |
| 4   | 20:29.752    | 4:39.019 | 95.492    |
| 5   | 25:09.057    | 4:39.305 | 95.394    |
| 6   | 29:48.369    | 4:39.312 | 95.391    |
| 7   | 34:28.062    | 4:39.693 | 95.261    |

#### **23** Michael DUNLOP

GP250 Behind 1:36.685

Best Time 5:23.326 Best Speed 82.406 On 1 Gp a

| Lap | Elapsed Time | Lap Time | Lap Speed |
|-----|--------------|----------|-----------|
| 1   | 5:23.326     | 5:23.326 | 81.059    |

Speed Trap250cc PRACTICE [WED]

| <u>No.</u> | <u>Name</u>         | <u>Lap 1</u> | <u>Lap 2</u> | <u>Lap 3</u> | <u>Lap 4</u> | <u>Lap 5</u> | <u>Lap 6</u> |
|------------|---------------------|--------------|--------------|--------------|--------------|--------------|--------------|
| 1          | Darren BURNS        | 146          |              | 144          | 145          | 147          | 147          |
| 2          | Barry DAVIDSON      | 143          |              | 140          |              |              |              |
| 4          | John McGUINNESS     |              | 137          | 149          | 146          | 147          |              |
| 5          | Lee VERNON          |              | 133          | 115          |              | 143          | 135          |
| 6          | William DUNLOP      |              |              | 149          | 147          | 145          | 149          |
| 7          | Adrian McFARLAND    |              | 144          |              |              |              |              |
| 9          | Andrew COURTNEY     | 125          |              |              | 136          |              |              |
| 10         | Elle FORREST        | 134          |              | 134          |              |              | 136          |
| 12         | Peter WAKEFIELD     | 141          | 139          |              |              |              | 142          |
| 15         | Raymond HODGES      | 140          |              | 140          | 128          |              | 142          |
| 16         | Phil HARVEY         | 142          | 134          | 144          |              |              |              |
| 18         | Paul OWEN           |              | 142          | 148          |              |              |              |
| 24         | Ivan LINTIN         | 144          |              |              |              |              |              |
| 27         | Trevor REID         | 129          |              | 130          | 129          | 134          |              |
| 30         | Kevin STROWGER      |              |              |              | 127          |              | 122          |
| 32         | David GUINEY        | 144          |              | 49           |              | 140          |              |
| 33         | Sam DUNLOP          | 142          |              | 140          | 142          |              |              |
| 34         | Matthew COLE        | 115          |              | 123          |              | 121          |              |
| 35         | Paul MAGUIRE        | 132          |              | 126          |              |              | 133          |
| 38         | Bryan HARDING       | 120          |              |              |              |              |              |
| 45         | Mark WADDELL        | 134          |              |              | 138          |              |              |
| 46         | Mick CHATTERTON     | 140          | 133          | 127          |              |              |              |
| 119        | Gary JORDAN 125     | 135          |              |              |              |              |              |
| 121        | Bertie BRADFORD 125 | 103          |              | 103          |              |              |              |

# Ulster Grand Prix Bike Week

250cc

UGP Qualifying Session Two

Thursday, 16 August 2007




Qualifying Time **4:35.094** Qualifying Speed **96.854**

| Pos                              | Class | No | Name             | Machine / Sponsor            | Time     | Best Lap<br>Behind | Speed   | On | Total<br>Laps | Qualifying<br>Laps |
|----------------------------------|-------|----|------------------|------------------------------|----------|--------------------|---------|----|---------------|--------------------|
| <b>Qualifying Classification</b> |       |    |                  |                              |          |                    |         |    |               |                    |
| 1                                | GP250 | 6  | William DUNLOP   | Honda - P J Flynn            | 3:44.973 |                    | 118.432 | 7  | 7             | 6                  |
| 2                                | GP250 | 4  | John McGUINNESS  | Honda - Padgett's of Batley  | 3:48.103 | 3.130              | 116.807 | 5  | 6             | 5                  |
| 3                                | GP250 | 23 | Michael DUNLOP   | Honda - Marlow Construction  | 3:50.911 | 5.938              | 115.386 | 5  | 6             | 5                  |
| 4                                | GP250 | 7  | Adrian McFARLAND | Aprilia - Richardson's       | 3:58.954 | 13.981             | 111.502 | 3  | 4             | 3                  |
| 5                                | GP250 | 33 | Sam DUNLOP       | Honda                        | 3:59.523 | 14.550             | 111.238 | 7  | 8             | 7                  |
| 6                                | GP250 | 2  | Barry DAVIDSON   | Honda - Cleaver Browne       | 4:00.513 | 15.540             | 110.780 | 6  | 7             | 6                  |
| 7                                | GP250 | 24 | Ivan LINTIN      | Honda                        | 4:02.907 | 17.934             | 109.688 | 6  | 7             | 5                  |
| 8                                | GP250 | 9  | Andrew COURTNEY  | Honda - Team Hardship Racing | 4:03.867 | 18.894             | 109.256 | 7  | 7             | 6                  |
| 9                                | GP250 | 18 | Paul OWEN        | Honda - Team #98             | 4:05.847 | 20.874             | 108.376 | 3  | 4             | 3                  |
| 10                               | GP250 | 16 | Phil HARVEY      | Honda - theFSD.com           | 4:05.910 | 20.937             | 108.348 | 6  | 6             | 4                  |
| 11                               | GP250 | 21 | Davy MORGAN      | Honda - Ballygowan RRSC      | 4:10.281 | 25.308             | 106.456 | 3  | 4             | 3                  |
| 12                               | GP250 | 30 | Kevin STROWGER   | Yamaha - Dave Sandland       | 4:11.444 | 26.471             | 105.964 | 5  | 6             | 5                  |
| 13                               | GP250 | 22 | Garry FERGUSON   | Yamaha                       | 4:11.830 | 26.857             | 105.801 | 7  | 7             | 6                  |
| 14                               | GP250 | 5  | Lee VERNON       | Honda                        | 4:12.505 | 27.532             | 105.519 | 7  | 7             | 6                  |
| 15                               | GP250 | 27 | Trevor REID      | Yamaha - AWT                 | 4:13.884 | 28.911             | 104.945 | 6  | 7             | 6                  |
| 16                               | GP250 | 38 | Bryan HARDING    | Honda                        | 4:15.533 | 30.560             | 104.268 | 7  | 7             | 6                  |
| 17                               | GP250 | 45 | Mark WADDELL     | Honda                        | 4:17.327 | 32.354             | 103.541 | 5  | 6             | 5                  |
| 18                               | GP250 | 15 | Raymond HODGES   | Honda - TT Racing            | 4:18.163 | 33.190             | 103.206 | 5  | 7             | 6                  |
| 19                               | GP250 | 12 | Peter WAKEFIELD  | Honda                        | 4:22.849 | 37.876             | 101.366 | 3  | 4             | 3                  |
| 20                               | GP250 | 32 | David GUINEY     | Honda                        | 4:23.024 | 38.051             | 101.299 | 2  | 3             | 2                  |
| 21                               | GP250 | 10 | Elle FORREST     | Honda                        | 4:27.203 | 42.230             | 99.714  | 5  | 7             | 6                  |
| 22                               | GP250 | 46 | Mick CHATTERTON  | Yamaha                       | 4:28.121 | 43.148             | 99.373  | 3  | 3             | 2                  |
| 23                               | GP250 | 35 | Paul MAGUIRE     | Honda                        | 4:31.609 | 46.636             | 98.097  | 5  | 5             | 3                  |

## Non Qualifiers

|       |    |              |                         |          |        |        |   |   |          |
|-------|----|--------------|-------------------------|----------|--------|--------|---|---|----------|
| GP250 | 34 | Matthew COLE | Honda                   | 4:35.286 | 50.313 | 96.786 | 4 | 5 | <u>0</u> |
| GP250 | 11 | Phil GUILLOU | Yamaha - Condor Ferries | 4:40.937 | 55.964 | 94.840 | 6 | 6 | <u>0</u> |

These Results are provisional and are subject to ratification by the Stewards of the Meeting.

|               |                                     |            |   |                    |                                   |
|---------------|-------------------------------------|------------|---|--------------------|-----------------------------------|
| Track         | <b>Dundrod</b>                      | Signed     |  | Organising Club    | <b>Dundrod &amp; District MCC</b> |
| Length(miles) | <b>7.4011</b> <b>Lap 1 (7.2801)</b> |            | Chief Timekeeper  | Qualifying Started | <b>12:29:19.357</b>               |
| Weather       | <b>Cloudy</b>                       | Issued At: | 13:05:24  |                    |                                   |
| Track         | <b>Dry</b>                          |            |   |                    |                                   |

MCUI  
Ulster Centre  
Timing  
www.mcui-uc.org.uk



**2&4**  
WHEEL MOTORSPORT  
STEERING GROUP LTD.

**X<sup>®</sup>nitec**  
SOLUTIONS





# Ulster Grand Prix Bike Week

250cc

UGP Qualifying Session Two

Thursday, 16 August 2007

## DETAILED RESULT



### Qualifying Classification

Position

#### **1** 6 William DUNLOP

GP250 Behind

Best Time **3:44.973** Best Speed **118.432** On **7** Gp **a**

| Lap | Elapsed Time | Lap Time  | Lap Speed |
|-----|--------------|-----------|-----------|
| 1   | 10:39.110    | 10:39.110 | 41.008    |
| 2   | 14:38.788    | 3:59.678  | 111.166   |
| 3   | 18:31.404    | 3:52.616  | 114.541   |
| 4   | 22:19.520    | 3:48.116  | 116.800   |
| 5   | 26:06.041    | 3:46.521  | 117.622   |
| 6   | 29:52.409    | 3:46.368  | 117.702   |
| 7   | 33:37.382    | 3:44.973  | 118.432   |

#### **2** 4 John McGUINNESS

GP250 Behind **3.130**

Best Time **3:48.103** Best Speed **116.807** On **5** Gp **a**

| Lap | Elapsed Time | Lap Time  | Lap Speed |
|-----|--------------|-----------|-----------|
| 1   | 11:26.263    | 11:26.263 | 38.190    |
| 2   | 15:21.792    | 3:55.529  | 113.124   |
| 3   | 19:19.154    | 3:57.362  | 112.250   |
| 4   | 23:09.666    | 3:50.512  | 115.586   |
| 5   | 26:57.769    | 3:48.103  | 116.807   |
| 6   | 31:04.485    | 4:06.716  | 107.994   |

#### **3** 23 Michael DUNLOP

GP250 Behind **5.938**

Best Time **3:50.911** Best Speed **115.386** On **5** Gp **a**

| Lap | Elapsed Time | Lap Time | Lap Speed |
|-----|--------------|----------|-----------|
| 1   | 8:41.142     | 8:41.142 | 50.290    |
| 2   | 12:42.525    | 4:01.383 | 110.380   |
| 3   | 16:37.083    | 3:54.558 | 113.592   |
| 4   | 20:34.980    | 3:57.897 | 111.998   |
| 5   | 24:25.891    | 3:50.911 | 115.386   |
| 6   | 28:31.632    | 4:05.741 | 108.423   |

#### **4** 7 Adrian McFARLAND

GP250 Behind **13.981**

Best Time **3:58.954** Best Speed **111.502** On **3** Gp **a**

| Lap | Elapsed Time | Lap Time | Lap Speed |
|-----|--------------|----------|-----------|
| 1   | 5:03.496     | 5:03.496 | 86.355    |
| 2   | 9:04.174     | 4:00.678 | 110.704   |
| 3   | 13:03.128    | 3:58.954 | 111.502   |
| 4   | 17:07.231    | 4:04.103 | 109.150   |

### Qualifying Classification

Position

#### **5** 33 Sam DUNLOP

GP250 Behind **14.550**

Best Time **3:59.523** Best Speed **111.238** On **7** Gp **a**

| Lap | Elapsed Time | Lap Time | Lap Speed |
|-----|--------------|----------|-----------|
| 1   | 5:33.019     | 5:33.019 | 78.699    |
| 2   | 9:44.482     | 4:11.463 | 105.956   |
| 3   | 13:53.953    | 4:09.471 | 106.802   |
| 4   | 17:59.025    | 4:05.072 | 108.719   |
| 5   | 22:01.655    | 4:02.630 | 109.813   |
| 6   | 26:02.368    | 4:00.713 | 110.688   |
| 7   | 30:01.891    | 3:59.523 | 111.238   |
| 8   | 34:01.463    | 3:59.572 | 111.215   |

#### **6** 2 Barry DAVIDSON

GP250 Behind **15.540**

Best Time **4:00.513** Best Speed **110.780** On **6** Gp **a**

| Lap | Elapsed Time | Lap Time | Lap Speed |
|-----|--------------|----------|-----------|
| 1   | 5:26.647     | 5:26.647 | 80.235    |
| 2   | 9:34.992     | 4:08.345 | 107.286   |
| 3   | 13:40.032    | 4:05.040 | 108.733   |
| 4   | 17:43.551    | 4:03.519 | 109.412   |
| 5   | 21:45.050    | 4:01.499 | 110.327   |
| 6   | 25:45.563    | 4:00.513 | 110.780   |
| 7   | 29:47.066    | 4:01.503 | 110.326   |

#### **7** 24 Ivan LINTIN

GP250 Behind **17.934**

Best Time **4:02.907** Best Speed **109.688** On **6** Gp **a**

| Lap | Elapsed Time | Lap Time | Lap Speed |
|-----|--------------|----------|-----------|
| 1   | 6:10.027     | 6:10.027 | 70.828    |
| 2   | 11:08.247    | 4:58.220 | 89.343    |
| 3   | 15:15.020    | 4:06.773 | 107.970   |
| 4   | 19:21.151    | 4:06.131 | 108.251   |
| 5   | 23:24.444    | 4:03.293 | 109.514   |
| 6   | 27:27.351    | 4:02.907 | 109.688   |
| 7   | 31:31.457    | 4:04.106 | 109.149   |

#### **8** 9 Andrew COURTNEY

GP250 Behind **18.894**

Best Time **4:03.867** Best Speed **109.256** On **7** Gp **a**

| Lap | Elapsed Time | Lap Time | Lap Speed |
|-----|--------------|----------|-----------|
| 1   | 7:02.116     | 7:02.116 | 62.088    |
| 2   | 11:27.206    | 4:25.090 | 100.509   |
| 3   | 15:36.224    | 4:09.018 | 106.996   |
| 4   | 19:40.813    | 4:04.589 | 108.934   |
| 5   | 23:45.350    | 4:04.537 | 108.957   |
| 6   | 27:50.068    | 4:04.718 | 108.876   |
| 7   | 31:53.935    | 4:03.867 | 109.256   |

# Ulster Grand Prix Bike Week

250cc

UGP Qualifying Session Two

Thursday, 16 August 2007

## DETAILED RESULT



### Qualifying Classification

Position

#### **9** 18 Paul OWEN

GP250 Behind 20.874

Best Time 4:05.847 Best Speed 108.376 On 3 Gp a

| Lap | Elapsed Time | Lap Time | Lap Speed |
|-----|--------------|----------|-----------|
| 1   | 5:21.540     | 5:21.540 | 81.509    |
| 2   | 9:34.726     | 4:13.186 | 105.235   |
| 3   | 13:40.573    | 4:05.847 | 108.376   |
| 4   | 17:50.720    | 4:10.147 | 106.513   |

#### **10** 16 Phil HARVEY

GP250 Behind 20.937

Best Time 4:05.910 Best Speed 108.348 On 6 Gp a

| Lap | Elapsed Time | Lap Time | Lap Speed |
|-----|--------------|----------|-----------|
| 1   | 5:22.701     | 5:22.701 | 81.216    |
| 2   | 9:36.944     | 4:14.243 | 104.797   |
| 3   | 13:56.472    | 4:19.528 | 102.663   |
| 4   | 23:35.432    | 9:38.960 | 46.020    |
| 5   | 27:43.716    | 4:08.284 | 107.312   |
| 6   | 31:49.626    | 4:05.910 | 108.348   |

#### **11** 21 Davy MORGAN

GP250 Behind 25.308

Best Time 4:10.281 Best Speed 106.456 On 3 Gp a

| Lap | Elapsed Time | Lap Time | Lap Speed |
|-----|--------------|----------|-----------|
| 1   | 6:56.721     | 6:56.721 | 62.892    |
| 2   | 11:12.767    | 4:16.046 | 104.059   |
| 3   | 15:23.048    | 4:10.281 | 106.456   |
| 4   | 19:49.773    | 4:26.725 | 99.893    |

#### **12** 30 Kevin STROWGER

GP250 Behind 26.471

Best Time 4:11.444 Best Speed 105.964 On 5 Gp a

| Lap | Elapsed Time | Lap Time  | Lap Speed |
|-----|--------------|-----------|-----------|
| 1   | 10:08.635    | 10:08.635 | 43.061    |
| 2   | 14:23.346    | 4:14.711  | 104.605   |
| 3   | 18:35.108    | 4:11.762  | 105.830   |
| 4   | 22:48.383    | 4:13.275  | 105.198   |
| 5   | 26:59.827    | 4:11.444  | 105.964   |
| 6   | 31:12.703    | 4:12.876  | 105.364   |

### Qualifying Classification

Position

#### **13** 22 Garry FERGUSON

GP250 Behind 26.857

Best Time 4:11.830 Best Speed 105.801 On 7 Gp a

| Lap | Elapsed Time | Lap Time | Lap Speed |
|-----|--------------|----------|-----------|
| 1   | 5:57.688     | 5:57.688 | 73.272    |
| 2   | 10:25.895    | 4:28.207 | 99.341    |
| 3   | 14:48.781    | 4:22.886 | 101.352   |
| 4   | 19:10.248    | 4:21.467 | 101.902   |
| 5   | 23:25.946    | 4:15.698 | 104.201   |
| 6   | 27:39.366    | 4:13.420 | 105.138   |
| 7   | 31:51.196    | 4:11.830 | 105.801   |

#### **14** 5 Lee VERNON

GP250 Behind 27.532

Best Time 4:12.505 Best Speed 105.519 On 7 Gp a

| Lap | Elapsed Time | Lap Time | Lap Speed |
|-----|--------------|----------|-----------|
| 1   | 6:24.430     | 6:24.430 | 68.175    |
| 2   | 10:47.611    | 4:23.181 | 101.238   |
| 3   | 15:09.309    | 4:21.698 | 101.812   |
| 4   | 19:27.089    | 4:17.780 | 103.359   |
| 5   | 23:43.089    | 4:16.000 | 104.078   |
| 6   | 27:56.278    | 4:13.189 | 105.233   |
| 7   | 32:08.783    | 4:12.505 | 105.519   |

#### **15** 27 Trevor REID

GP250 Behind 28.911

Best Time 4:13.884 Best Speed 104.945 On 6 Gp a

| Lap | Elapsed Time | Lap Time | Lap Speed |
|-----|--------------|----------|-----------|
| 1   | 6:04.075     | 6:04.075 | 71.986    |
| 2   | 10:28.788    | 4:24.713 | 100.652   |
| 3   | 14:49.698    | 4:20.910 | 102.119   |
| 4   | 19:09.749    | 4:20.051 | 102.457   |
| 5   | 23:24.453    | 4:14.704 | 104.607   |
| 6   | 27:38.337    | 4:13.884 | 104.945   |
| 7   | 31:56.389    | 4:18.052 | 103.250   |

#### **16** 38 Bryan HARDING

GP250 Behind 30.560

Best Time 4:15.533 Best Speed 104.268 On 7 Gp a

| Lap | Elapsed Time | Lap Time | Lap Speed |
|-----|--------------|----------|-----------|
| 1   | 6:24.122     | 6:24.122 | 68.229    |
| 2   | 10:49.581    | 4:25.459 | 100.369   |
| 3   | 15:14.754    | 4:25.173 | 100.478   |
| 4   | 19:38.291    | 4:23.537 | 101.101   |
| 5   | 23:58.468    | 4:20.177 | 102.407   |
| 6   | 28:14.226    | 4:15.758 | 104.176   |
| 7   | 32:29.759    | 4:15.533 | 104.268   |

# Ulster Grand Prix Bike Week

250cc

UGP Qualifying Session Two

Thursday, 16 August 2007

## DETAILED RESULT



### Qualifying Classification

Position

#### **17** 45 Mark WADDELL

GP250 Behind 32.354

Best Time 4:17.327 Best Speed 103.541 On 5 Gp a

| Lap | Elapsed Time | Lap Time | Lap Speed |
|-----|--------------|----------|-----------|
| 1   | 6:28.360     | 6:28.360 | 67.485    |
| 2   | 10:58.074    | 4:29.714 | 98.786    |
| 3   | 15:21.860    | 4:23.786 | 101.006   |
| 4   | 19:40.836    | 4:18.976 | 102.882   |
| 5   | 23:58.163    | 4:17.327 | 103.541   |
| 6   | 28:20.760    | 4:22.597 | 101.463   |

#### **18** 15 Raymond HODGES

GP250 Behind 33.190

Best Time 4:18.163 Best Speed 103.206 On 5 Gp a

| Lap | Elapsed Time | Lap Time | Lap Speed |
|-----|--------------|----------|-----------|
| 1   | 5:55.352     | 5:55.352 | 73.753    |
| 2   | 10:28.599    | 4:33.247 | 97.509    |
| 3   | 14:55.118    | 4:26.519 | 99.970    |
| 4   | 19:18.793    | 4:23.675 | 101.048   |
| 5   | 23:36.956    | 4:18.163 | 103.206   |
| 6   | 27:56.108    | 4:19.152 | 102.812   |
| 7   | 32:17.086    | 4:20.978 | 102.093   |

#### **19** 12 Peter WAKEFIELD

GP250 Behind 37.876

Best Time 4:22.849 Best Speed 101.366 On 3 Gp a

| Lap | Elapsed Time | Lap Time | Lap Speed |
|-----|--------------|----------|-----------|
| 1   | 5:58.227     | 5:58.227 | 73.161    |
| 2   | 10:26.631    | 4:28.404 | 99.268    |
| 3   | 14:49.480    | 4:22.849 | 101.366   |
| 4   | 19:13.450    | 4:23.970 | 100.936   |

#### **20** 32 David GUINEY

GP250 Behind 38.051

Best Time 4:23.024 Best Speed 101.299 On 2 Gp a

| Lap | Elapsed Time | Lap Time | Lap Speed |
|-----|--------------|----------|-----------|
| 1   | 7:03.879     | 7:03.879 | 61.830    |
| 2   | 11:26.903    | 4:23.024 | 101.299   |
| 3   | 15:56.178    | 4:29.275 | 98.947    |

### Qualifying Classification

Position

#### **21** 10 Elle FORREST

GP250 Behind 42.230

Best Time 4:27.203 Best Speed 99.714 On 5 Gp a

| Lap | Elapsed Time | Lap Time | Lap Speed |
|-----|--------------|----------|-----------|
| 1   | 6:06.211     | 6:06.211 | 71.566    |
| 2   | 10:38.528    | 4:32.317 | 97.842    |
| 3   | 15:08.130    | 4:29.602 | 98.827    |
| 4   | 19:38.171    | 4:30.041 | 98.666    |
| 5   | 24:05.374    | 4:27.203 | 99.714    |
| 6   | 28:36.526    | 4:31.152 | 98.262    |
| 7   | 33:08.456    | 4:31.930 | 97.981    |

#### **22** 46 Mick CHATTERTON

GP250 Behind 43.148

Best Time 4:28.121 Best Speed 99.373 On 3 Gp a

| Lap | Elapsed Time | Lap Time | Lap Speed |
|-----|--------------|----------|-----------|
| 1   | 5:56.242     | 5:56.242 | 73.569    |
| 2   | 10:29.864    | 4:33.622 | 97.375    |
| 3   | 14:57.985    | 4:28.121 | 99.373    |

#### **23** 35 Paul MAGUIRE

GP250 Behind 46.636

Best Time 4:31.609 Best Speed 98.097 On 5 Gp a

| Lap | Elapsed Time | Lap Time | Lap Speed |
|-----|--------------|----------|-----------|
| 1   | 7:09.567     | 7:09.567 | 61.011    |
| 2   | 11:46.576    | 4:37.009 | 96.184    |
| 3   | 16:19.597    | 4:33.021 | 97.589    |
| 4   | 20:54.328    | 4:34.731 | 96.982    |
| 5   | 25:25.937    | 4:31.609 | 98.097    |

### Non Qualifiers

Position

#### **34** Matthew COLE

GP250 Behind 50.313

Best Time 4:35.286 Best Speed 96.786 On 4 Gp a

| Lap | Elapsed Time | Lap Time | Lap Speed |
|-----|--------------|----------|-----------|
| 1   | 6:28.427     | 6:28.427 | 67.473    |
| 2   | 11:57.597    | 5:29.170 | 80.943    |
| 3   | 16:33.384    | 4:35.787 | 96.611    |
| 4   | 21:08.670    | 4:35.286 | 96.786    |
| 5   | 25:51.524    | 4:42.854 | 94.197    |

# Ulster Grand Prix Bike Week

250cc

UGP Qualifying Session Two

Thursday, 16 August 2007

## DETAILED RESULT



### Non Qualifiers

Position

#### 11 Phil GUILLOU

GP250 Behind **55.964**  
Best Time **4:40.937** Best Speed **94.840** On **6** Gp **a**

| Lap | Elapsed Time | Lap Time | Lap Speed |
|-----|--------------|----------|-----------|
| 1   | 6:30.448     | 6:30.448 | 67.124    |
| 2   | 11:26.101    | 4:55.653 | 90.119    |
| 3   | 16:18.328    | 4:52.227 | 91.176    |
| 4   | 21:03.833    | 4:45.505 | 93.322    |
| 5   | 25:47.815    | 4:43.982 | 93.823    |
| 6   | 30:28.752    | 4:40.937 | 94.840    |



Speed TrapUlster Grand Prix 250cc (Thu) Practice


| <u>No.</u> | <u>Name</u>      | <u>Lap 1</u> | <u>Lap 2</u> | <u>Lap 3</u> | <u>Lap 4</u> | <u>Lap 5</u> | <u>Lap 6</u> |
|------------|------------------|--------------|--------------|--------------|--------------|--------------|--------------|
| 2          | Barry DAVIDSON   | 141          | 145          |              | 146          | 144          |              |
| 4          | John McGUINNESS  |              | 144          | 146          | 147          | 143          |              |
| 5          | Lee VERNON       |              | 138          | 139          | 141          |              |              |
| 6          | William DUNLOP   |              | 151          | 152          | 152          | 151          |              |
| 7          | Adrian McFARLAND | 143          | 140          |              |              |              |              |
| 9          | Andrew COURTNEY  |              | 144          |              |              | 144          |              |
| 10         | Elle FORREST     | 137          | 135          | 136          | 136          | 135          |              |
| 11         | Phil GUILLOU     |              | 148          |              |              |              |              |
| 15         | Raymond HODGES   | 144          |              |              |              | 135          |              |
| 16         | Phil HARVEY      | 146          |              |              | 147          | 148          |              |
| 22         | Garry FERGUSON   |              |              | 133          |              | 144          |              |
| 23         | Michael DUNLOP   | 141          | 150          | 149          | 144          |              |              |
| 24         | Ivan LINTIN      | 134          | 132          |              | 144          | 142          |              |
| 27         | Trevor REID      | 136          |              |              |              |              |              |
| 30         | Kevin STROWGER   | 140          | 130          | 135          | 129          | 129          |              |
| 32         | David GUINEY     |              | 143          |              |              |              |              |
| 33         | Sam DUNLOP       | 138          | 143          | 142          | 142          | 141          | 142          |
| 34         | Matthew COLE     |              | 124          | 132          |              |              |              |
| 35         | Paul MAGUIRE     | 129          | 134          | 129          | 140          |              |              |
| 36         | Stephen O'BRIEN  |              | 134          |              |              |              |              |
| 45         | Mark WADDELL     | 136          |              |              | 139          |              |              |



**250cc**  
**250 Combined Qualifying**  
**Saturday, 18 August 2007**

| Pos                              | Class | No | Name             | -----Best Time / Qual Laps----- |           |          | Overall Best Time / Speed /<br>Total Qual Laps |                 |                |           |
|----------------------------------|-------|----|------------------|---------------------------------|-----------|----------|--|-----------------|----------------|-----------|
|                                  |       |    |                  | Session A                       | Session B |          |  |                 |                |           |
| <b>Qualifying Classification</b> |       |    |                  |                                 |           |          |  |                 |                |           |
| 1                                | GP250 | 6  | William DUNLOP   | 3:46.641                        | 5         | 3:44.973 | 6  | <b>3:44.973</b> | <b>118.432</b> | <b>11</b> |
| 2                                | GP250 | 4  | John McGUINNESS  | 3:47.536                        | 4         | 3:48.103 | 5  | <b>3:47.536</b> | <b>117.098</b> | <b>9</b>  |
| 3                                | GP250 | 23 | Michael DUNLOP   | 5:23.326                        | 0         | 3:50.911 | 5  | <b>3:50.911</b> | <b>115.386</b> | <b>5</b>  |
| 4                                | GP250 | 1  | Darren BURNS     | 3:51.432                        | 6         | -----    |  | <b>3:51.432</b> | <b>115.127</b> | <b>6</b>  |
| 5                                | GP250 | 18 | Paul OWEN        | 3:53.666                        | 6         | 4:05.847 | 3  | <b>3:53.666</b> | <b>114.026</b> | <b>9</b>  |
| 6                                | GP250 | 7  | Adrian McFARLAND | 4:03.892                        | 3         | 3:58.954 | 3  | <b>3:58.954</b> | <b>111.502</b> | <b>6</b>  |
| 7                                | GP250 | 33 | Sam DUNLOP       | 4:05.140                        | 6         | 3:59.523 | 7  | <b>3:59.523</b> | <b>111.238</b> | <b>13</b> |
| 8                                | GP250 | 2  | Barry DAVIDSON   | 4:03.141                        | 5         | 4:00.513 | 6  | <b>4:00.513</b> | <b>110.780</b> | <b>11</b> |
| 9                                | GP250 | 21 | Davy MORGAN      | 4:01.550                        | 4         | 4:10.281 | 3  | <b>4:01.550</b> | <b>110.304</b> | <b>7</b>  |
| 10                               | GP250 | 24 | Ivan LINTIN      | 4:04.600                        | 4         | 4:02.907 | 5  | <b>4:02.907</b> | <b>109.688</b> | <b>9</b>  |
| 11                               | GP250 | 9  | Andrew COURTNEY  | 4:06.921                        | 6         | 4:03.867 | 6  | <b>4:03.867</b> | <b>109.256</b> | <b>12</b> |
| 12                               | GP250 | 16 | Phil HARVEY      | 4:07.252                        | 4         | 4:05.910 | 4  | <b>4:05.910</b> | <b>108.348</b> | <b>8</b>  |
| 13                               | GP250 | 30 | Kevin STROWGER   | 4:13.337                        | 5         | 4:11.444 | 5  | <b>4:11.444</b> | <b>105.964</b> | <b>10</b> |
| 14                               | GP250 | 22 | Garry FERGUSON   | -----                           |           | 4:11.830 | 6  | <b>4:11.830</b> | <b>105.801</b> | <b>6</b>  |
| 15                               | GP250 | 5  | Lee VERNON       | 4:18.029                        | 4         | 4:12.505 | 6  | <b>4:12.505</b> | <b>105.519</b> | <b>10</b> |
| 16                               | GP250 | 45 | Mark WADDELL     | 4:12.765                        | 6         | 4:17.327 | 5  | <b>4:12.765</b> | <b>105.410</b> | <b>11</b> |
| 17                               | GP250 | 27 | Trevor REID      | 4:15.873                        | 6         | 4:13.884 | 6  | <b>4:13.884</b> | <b>104.945</b> | <b>12</b> |
| 18                               | GP250 | 38 | Bryan HARDING    | 4:18.522                        | 4         | 4:15.533 | 6  | <b>4:15.533</b> | <b>104.268</b> | <b>10</b> |
| 19                               | GP250 | 32 | David GUINEY     | 4:15.847                        | 4         | 4:23.024 | 2  | <b>4:15.847</b> | <b>104.140</b> | <b>6</b>  |
| 20                               | GP250 | 12 | Peter WAKEFIELD  | 4:17.931                        | 6         | 4:22.849 | 3  | <b>4:17.931</b> | <b>103.299</b> | <b>9</b>  |
| 21                               | GP250 | 15 | Raymond HODGES   | 4:18.946                        | 6         | 4:18.163 | 6  | <b>4:18.163</b> | <b>103.206</b> | <b>12</b> |
| 22                               | GP250 | 10 | Elle FORREST     | 4:28.535                        | 5         | 4:27.203 | 6  | <b>4:27.203</b> | <b>99.714</b>  | <b>11</b> |
| 23                               | GP250 | 46 | Mick CHATTERTON  | 4:29.278                        | 5         | 4:28.121 | 2  | <b>4:28.121</b> | <b>99.373</b>  | <b>7</b>  |
| 24                               | GP250 | 35 | Paul MAGUIRE     | 4:32.706                        | 3         | 4:31.609 | 3  | <b>4:31.609</b> | <b>98.097</b>  | <b>6</b>  |
| <b>Non Qualifiers</b>            |       |    |                  |                                 |           |          |  |                 |                |           |
|                                  | GP250 | 11 | Phil GUILLOU     | -----                           |           | 4:40.937 | 0  |                 |                | <b>0</b>  |
|                                  | GP250 | 34 | Matthew COLE     | 4:39.019                        | 0         | 4:35.286 | 0  |                 |                | <b>0</b>  |

These Results are provisional and are subject to ratification by the Stewards of the Meeting.

|               |                |                |   |                 |                                   |
|---------------|----------------|----------------|---|-----------------|-----------------------------------|
| Track         | <b>Dundrod</b> | Signed         | <br>Chief Timekeeper | Organising Club | <b>Dundrod &amp; District MCC</b> |
| Length(miles) | <b>7.4011</b>  | Lap 1 (7.2801) |   |                 |                                   |
| Weather       |                | Issued At:     |   |                 |                                   |
| Track         |                |                |   |                 |                                   |



# Ulster Grand Prix Bike Week

250cc

Race 3 - Pacemaker Press 250cc

Saturday, 18 August 2007



| Pos | Class | No | Name            | Machine / Sponsor                | Gp | Laps | Total Time | Behind   | Speed   | -----Best Lap----- |         |    |
|-----|-------|----|-----------------|----------------------------------|----|------|------------|----------|---------|--------------------|---------|----|
|     |       |    |                 |                                  |    |      |            |          |         | Time               | Speed   | On |
| 1   | GP250 | 6  | William DUNLOP  | Honda - P J Flynn                | a  | 5    | 20:08.644  |          | 109.862 | 3:56.928           | 112.456 | 2  |
| 2   | GP250 | 23 | Michael DUNLOP  | Honda - Marlow Construction      | a  | 5    | 20:10.058  | 1.414    | 109.734 | 3:59.862           | 111.080 | 5  |
| 3   | GP250 | 1  | Darren BURNS    | Honda - SGas NI/Roy Hanna Motors | a  | 5    | 20:10.463  | 1.819    | 109.697 | 3:59.016           | 111.474 | 5  |
| 4   | GP250 | 24 | Ivan LINTIN     | Honda                            | a  | 5    | 20:48.860  | 40.216   | 106.324 | 4:06.125           | 108.254 | 2  |
| 5   | GP250 | 18 | Paul OWEN       | Honda - Team #98                 | a  | 5    | 20:52.201  | 43.557   | 106.041 | 4:07.391           | 107.700 | 5  |
| 6   | GP250 | 9  | Andrew COURTNEY | Honda - Team Hardship Racing     | a  | 5    | 20:52.322  | 43.678   | 106.030 | 4:07.472           | 107.665 | 2  |
| 7   | GP250 | 16 | Phil HARVEY     | Honda - theFSD.com               | a  | 5    | 21:21.198  | 1:12.554 | 103.641 | 4:09.720           | 106.695 | 2  |
| 8   | GP250 | 33 | Sam DUNLOP      | Honda                            | a  | 5    | 21:47.406  | 1:38.762 | 101.563 | 4:17.404           | 103.510 | 2  |
| 9   | GP250 | 15 | Raymond HODGES  | Honda - TT Racing                | a  | 5    | 23:18.167  | 3:09.523 | 94.970  | 4:32.879           | 97.640  | 2  |
| 10  | GP250 | 10 | Elle FORREST    | Honda                            | a  | 5    | 23:18.364  | 3:09.720 | 94.957  | 4:36.449           | 96.379  | 3  |
| 11  | GP250 | 12 | Peter WAKEFIELD | Honda                            | a  | 5    | 23:38.558  | 3:29.914 | 93.605  | 4:39.144           | 95.449  | 2  |
| 12  | GP250 | 35 | Paul MAGUIRE    | Honda                            | a  | 5    | 24:43.380  | 4:34.736 | 89.515  | 4:55.263           | 90.238  | 2  |


## Fastest Lap

|       |   |                |                   |   |  |  |  |  |  |          |         |   |
|-------|---|----------------|-------------------|---|--|--|--|--|--|----------|---------|---|
| GP250 | 6 | William DUNLOP | Honda - P J Flynn | a |  |  |  |  |  | 3:56.928 | 112.456 | 2 |
|-------|---|----------------|-------------------|---|--|--|--|--|--|----------|---------|---|

## Not Classified

|     |       |    |                  |                         |   |   |           |          |         |          |         |   |
|-----|-------|----|------------------|-------------------------|---|---|-----------|----------|---------|----------|---------|---|
| DNF | GP250 | 7  | Adrian McFARLAND | Aprilia - Richardson's  | a | 4 | 16:18.483 | 1 Lap    | 108.474 | 3:59.695 | 111.158 | 2 |
| DNF | GP250 | 5  | Lee VERNON       | Honda                   | a | 3 | 13:28.470 | 2 Laps   | 98.329  | 4:23.397 | 101.155 | 2 |
| DNF | GP250 | 34 | Matthew COLE     | Honda                   | a | 3 | 14:46.781 | 1:18.311 | 89.646  | 4:43.524 | 93.974  | 2 |
| DNF | GP250 | 30 | Kevin STROWGER   | Yamaha - Dave Sandland  | a | 2 | 10:07.289 | 3 Laps   | 87.030  | 5:52.909 | 75.498  | 2 |
| DNF | GP250 | 32 | David GUINEY     | Honda                   | a | 1 | 4:31.602  | 4 Laps   | 96.495  | 4:31.602 | 96.495  | 1 |
| DNF | GP250 | 21 | Davy MORGAN      | Honda - Ballygowan RRSC | a | 1 | 4:44.260  | 12.658   | 92.199  | 4:44.260 | 92.199  | 1 |

These Results are provisional and are subject to ratification by the Stewards of the Meeting.

|               |                              |            |   |                 |                                   |
|---------------|------------------------------|------------|---|-----------------|-----------------------------------|
| Track         | <b>Dundrod</b>               | Signed     |  | Organising Club | <b>Dundrod &amp; District MCC</b> |
| Length(miles) | <b>7.4011</b> Lap 1 (7.2801) |            | Chief Timekeeper  | Warmup Started  |                                   |
| Weather       | <b>Cloudy</b>                |            |   | Race Started    | <b>14:11:46.951</b>               |
| Track         | <b>Wet</b>                   | Issued At: | 14:37:30  |                 |                                   |



# Ulster Grand Prix Bike Week

250cc

Race 3 - Pacemaker Press 250cc

Saturday, 18 August 2007

## DETAILED RESULT



### Race Classification

#### **1** 6 William DUNLOP

Total Time **20:08.644** Avg Speed **109.862** Behind  
Best Time **3:56.928** Best Speed **112.456** On 2 Gp a

| Lap | Elapsed Time | Lap Time | Lap Speed |
|-----|--------------|----------|-----------|
| 1   | 4:01.500     | 4:01.500 | 108.523   |
| 2   | 7:58.428     | 3:56.928 | 112.456   |
| 3   | 12:01.384    | 4:02.956 | 109.666   |
| 4   | 16:05.752    | 4:04.368 | 109.032   |
| 5   | 20:08.644    | 4:02.892 | 109.695   |

#### **2** 23 Michael DUNLOP

Total Time **20:10.058** Avg Speed **109.734** Behind **1.414**  
Best Time **3:59.862** Best Speed **111.080** On 5 Gp a

| Lap | Elapsed Time | Lap Time | Lap Speed |
|-----|--------------|----------|-----------|
| 1   | 4:05.563     | 4:05.563 | 106.728   |
| 2   | 8:06.088     | 4:00.525 | 110.774   |
| 3   | 12:08.907    | 4:02.819 | 109.728   |
| 4   | 16:10.196    | 4:01.289 | 110.423   |
| 5   | 20:10.058    | 3:59.862 | 111.080   |

#### **3** 1 Darren BURNS

Total Time **20:10.463** Avg Speed **109.697** Behind **1.819**  
Best Time **3:59.016** Best Speed **111.474** On 5 Gp a

| Lap | Elapsed Time | Lap Time | Lap Speed |
|-----|--------------|----------|-----------|
| 1   | 4:06.789     | 4:06.789 | 106.197   |
| 2   | 8:06.329     | 3:59.540 | 111.230   |
| 3   | 12:09.521    | 4:03.192 | 109.559   |
| 4   | 16:11.447    | 4:01.926 | 110.133   |
| 5   | 20:10.463    | 3:59.016 | 111.474   |

#### **4** 24 Ivan LINTIN

Total Time **20:48.860** Avg Speed **106.324** Behind **40.216**  
Best Time **4:06.125** Best Speed **108.254** On 2 Gp a

| Lap | Elapsed Time | Lap Time | Lap Speed |
|-----|--------------|----------|-----------|
| 1   | 4:15.023     | 4:15.023 | 102.769   |
| 2   | 8:21.148     | 4:06.125 | 108.254   |
| 3   | 12:31.058    | 4:09.910 | 106.614   |
| 4   | 16:40.113    | 4:09.055 | 106.980   |
| 5   | 20:48.860    | 4:08.747 | 107.113   |

### Race Classification

#### **5** 18 Paul OWEN

Total Time **20:52.201** Avg Speed **106.041** Behind **43.557**  
Best Time **4:07.391** Best Speed **107.700** On 5 Gp a

| Lap | Elapsed Time | Lap Time | Lap Speed |
|-----|--------------|----------|-----------|
| 1   | 4:17.856     | 4:17.856 | 101.640   |
| 2   | 8:26.612     | 4:08.756 | 107.109   |
| 3   | 12:35.418    | 4:08.806 | 107.087   |
| 4   | 16:44.810    | 4:09.392 | 106.836   |
| 5   | 20:52.201    | 4:07.391 | 107.700   |

#### **6** 9 Andrew COURTNEY

Total Time **20:52.322** Avg Speed **106.030** Behind **43.678**  
Best Time **4:07.472** Best Speed **107.665** On 2 Gp a

| Lap | Elapsed Time | Lap Time | Lap Speed |
|-----|--------------|----------|-----------|
| 1   | 4:09.962     | 4:09.962 | 104.849   |
| 2   | 8:17.434     | 4:07.472 | 107.665   |
| 3   | 12:30.876    | 4:13.442 | 105.128   |
| 4   | 16:42.702    | 4:11.826 | 105.803   |
| 5   | 20:52.322    | 4:09.620 | 106.738   |

#### **7** 16 Phil HARVEY

Total Time **21:21.198** Avg Speed **103.641** Behind **1:12.554**  
Best Time **4:09.720** Best Speed **106.695** On 2 Gp a

| Lap | Elapsed Time | Lap Time | Lap Speed |
|-----|--------------|----------|-----------|
| 1   | 4:16.455     | 4:16.455 | 102.195   |
| 2   | 8:26.175     | 4:09.720 | 106.695   |
| 3   | 12:38.116    | 4:11.941 | 105.755   |
| 4   | 16:56.186    | 4:18.070 | 103.243   |
| 5   | 21:21.198    | 4:25.012 | 100.539   |

#### **8** 33 Sam DUNLOP

Total Time **21:47.406** Avg Speed **101.563** Behind **1:38.762**  
Best Time **4:17.404** Best Speed **103.510** On 2 Gp a

| Lap | Elapsed Time | Lap Time | Lap Speed |
|-----|--------------|----------|-----------|
| 1   | 4:21.754     | 4:21.754 | 100.126   |
| 2   | 8:39.158     | 4:17.404 | 103.510   |
| 3   | 13:01.199    | 4:22.041 | 101.679   |
| 4   | 17:23.688    | 4:22.489 | 101.505   |
| 5   | 21:47.406    | 4:23.718 | 101.032   |



# Ulster Grand Prix Bike Week

250cc

Race 3 - Pacemaker Press 250cc

Saturday, 18 August 2007

## DETAILED RESULT



### Race Classification

#### **9** 15 Raymond HODGES

Total Time **23:18.167** Avg Speed **94.970** Behind **3:09.523**  
Best Time **4:32.879** Best Speed **97.640** On **2** Gp **a**

| Lap | Elapsed Time | Lap Time | Lap Speed |
|-----|--------------|----------|-----------|
| 1   | 4:41.748     | 4:41.748 | 93.021    |
| 2   | 9:14.627     | 4:32.879 | 97.640    |
| 3   | 13:51.277    | 4:36.650 | 96.309    |
| 4   | 18:34.524    | 4:43.247 | 94.066    |
| 5   | 23:18.167    | 4:43.643 | 93.935    |

#### **10** 10 Elle FORREST

Total Time **23:18.364** Avg Speed **94.957** Behind **3:09.720**  
Best Time **4:36.449** Best Speed **96.379** On **3** Gp **a**

| Lap | Elapsed Time | Lap Time | Lap Speed |
|-----|--------------|----------|-----------|
| 1   | 4:39.337     | 4:39.337 | 93.823    |
| 2   | 9:15.926     | 4:36.589 | 96.331    |
| 3   | 13:52.375    | 4:36.449 | 96.379    |
| 4   | 18:35.880    | 4:43.505 | 93.981    |
| 5   | 23:18.364    | 4:42.484 | 94.320    |

#### **11** 12 Peter WAKEFIELD

Total Time **23:38.558** Avg Speed **93.605** Behind **3:29.914**  
Best Time **4:39.144** Best Speed **95.449** On **2** Gp **a**

| Lap | Elapsed Time | Lap Time | Lap Speed |
|-----|--------------|----------|-----------|
| 1   | 4:41.057     | 4:41.057 | 93.249    |
| 2   | 9:20.201     | 4:39.144 | 95.449    |
| 3   | 14:04.802    | 4:44.601 | 93.619    |
| 4   | 18:51.224    | 4:46.422 | 93.023    |
| 5   | 23:38.558    | 4:47.334 | 92.728    |

#### **12** 35 Paul MAGUIRE

Total Time **24:43.380** Avg Speed **89.515** Behind **4:34.736**  
Best Time **4:55.263** Best Speed **90.238** On **2** Gp **a**

| Lap | Elapsed Time | Lap Time | Lap Speed |
|-----|--------------|----------|-----------|
| 1   | 4:56.069     | 4:56.069 | 88.521    |
| 2   | 9:51.332     | 4:55.263 | 90.238    |
| 3   | 14:49.387    | 4:58.055 | 89.393    |
| 4   | 19:44.679    | 4:55.292 | 90.229    |
| 5   | 24:43.380    | 4:58.701 | 89.199    |

### Not Classified

### Not Classified

#### **DNF** 7 Adrian McFARLAND

Total Time **16:18.483** Avg Speed **108.474** Behind **1 Lap**  
Best Time **3:59.695** Best Speed **111.158** On **2** Gp **a**

| Lap | Elapsed Time | Lap Time | Lap Speed |
|-----|--------------|----------|-----------|
| 1   | 4:06.126     | 4:06.126 | 106.484   |
| 2   | 8:05.821     | 3:59.695 | 111.158   |
| 3   | 12:09.358    | 4:03.537 | 109.404   |
| 4   | 16:18.483    | 4:09.125 | 106.950   |

#### **DNF** 5 Lee VERNON

Total Time **13:28.470** Avg Speed **98.329** Behind **2 Laps**  
Best Time **4:23.397** Best Speed **101.155** On **2** Gp **a**

| Lap | Elapsed Time | Lap Time | Lap Speed |
|-----|--------------|----------|-----------|
| 1   | 4:32.152     | 4:32.152 | 96.300    |
| 2   | 8:55.549     | 4:23.397 | 101.155   |
| 3   | 13:28.470    | 4:32.921 | 97.625    |

#### **DNF** 34 Matthew COLE

Total Time **14:46.781** Avg Speed **89.646** Behind **1:18.311**  
Best Time **4:43.524** Best Speed **93.974** On **2** Gp **a**

| Lap | Elapsed Time | Lap Time | Lap Speed |
|-----|--------------|----------|-----------|
| 1   | 4:43.481     | 4:43.481 | 92.452    |
| 2   | 9:27.005     | 4:43.524 | 93.974    |
| 3   | 14:46.781    | 5:19.776 | 83.321    |

#### **DNF** 30 Kevin STROWGER

Total Time **10:07.289** Avg Speed **87.030** Behind **3 Laps**  
Best Time **5:52.909** Best Speed **75.498** On **2** Gp **a**

| Lap | Elapsed Time | Lap Time | Lap Speed |
|-----|--------------|----------|-----------|
| 1   | 4:14.380     | 4:14.380 | 103.028   |
| 2   | 10:07.289    | 5:52.909 | 75.498    |

#### **DNF** 32 David GUINEY

Total Time **4:31.602** Avg Speed **96.495** Behind **4 Laps**  
Best Time **4:31.602** Best Speed **96.495** On **1** Gp **a**

| Lap | Elapsed Time | Lap Time | Lap Speed |
|-----|--------------|----------|-----------|
| 1   | 4:31.602     | 4:31.602 | 96.495    |

#### **DNF** 21 Davy MORGAN

Total Time **4:44.260** Avg Speed **92.199** Behind **12.658**  
Best Time **4:44.260** Best Speed **92.199** On **1** Gp **a**

| Lap | Elapsed Time | Lap Time | Lap Speed |
|-----|--------------|----------|-----------|
| 1   | 4:44.260     | 4:44.260 | 92.199    |

# Ulster Grand Prix Bike Week

250cc

Race 3 - Pacemaker Press 250cc

## LAP CHART



1

| No | Name             | G | Elapsed Time | Lap Time |
|----|------------------|---|--------------|----------|
| 6  | William DUNLOP   | a | 4:01.500     | 4:01.500 |
| 23 | Michael DUNLOP   | a | 4:05.563     | 4:05.563 |
| 7  | Adrian McFARLAND | a | 4:06.126     | 4:06.126 |
| 1  | Darren BURNS     | a | 4:06.789     | 4:06.789 |
| 9  | Andrew COURTNEY  | a | 4:09.962     | 4:09.962 |
| 30 | Kevin STROWGER   | a | 4:14.380     | 4:14.380 |
| 24 | Ivan LINTIN      | a | 4:15.023     | 4:15.023 |
| 16 | Phil HARVEY      | a | 4:16.455     | 4:16.455 |
| 18 | Paul OWEN        | a | 4:17.856     | 4:17.856 |
| 33 | Sam DUNLOP       | a | 4:21.754     | 4:21.754 |
| 32 | David GUINEY     | a | 4:31.602     | 4:31.602 |
| 5  | Lee VERNON       | a | 4:32.152     | 4:32.152 |
| 10 | Elle FORREST     | a | 4:39.337     | 4:39.337 |
| 12 | Peter WAKEFIELD  | a | 4:41.057     | 4:41.057 |
| 15 | Raymond HODGES   | a | 4:41.748     | 4:41.748 |
| 34 | Matthew COLE     | a | 4:43.481     | 4:43.481 |
| 21 | Davy MORGAN      | a | 4:44.260     | 4:44.260 |
| 35 | Paul MAGUIRE     | a | 4:56.069     | 4:56.069 |

2

| No | Name             | G | Elapsed Time | Lap Time |
|----|------------------|---|--------------|----------|
| 6  | William DUNLOP   | a | 7:58.428     | 3:56.928 |
| 7  | Adrian McFARLAND | a | 8:05.821     | 3:59.695 |
| 23 | Michael DUNLOP   | a | 8:06.088     | 4:00.525 |
| 1  | Darren BURNS     | a | 8:06.329     | 3:59.540 |
| 9  | Andrew COURTNEY  | a | 8:17.434     | 4:07.472 |
| 24 | Ivan LINTIN      | a | 8:21.148     | 4:06.125 |
| 16 | Phil HARVEY      | a | 8:26.175     | 4:09.720 |
| 18 | Paul OWEN        | a | 8:26.612     | 4:08.756 |
| 33 | Sam DUNLOP       | a | 8:39.158     | 4:17.404 |
| 5  | Lee VERNON       | a | 8:55.549     | 4:23.397 |
| 15 | Raymond HODGES   | a | 9:14.627     | 4:32.879 |
| 10 | Elle FORREST     | a | 9:15.926     | 4:36.589 |
| 12 | Peter WAKEFIELD  | a | 9:20.201     | 4:39.144 |
| 34 | Matthew COLE     | a | 9:27.005     | 4:43.524 |
| 35 | Paul MAGUIRE     | a | 9:51.332     | 4:55.263 |
| 30 | Kevin STROWGER   | a | 10:07.289    | 5:52.909 |

3

| No | Name             | G | Elapsed Time | Lap Time |
|----|------------------|---|--------------|----------|
| 6  | William DUNLOP   | a | 12:01.384    | 4:02.956 |
| 23 | Michael DUNLOP   | a | 12:08.907    | 4:02.819 |
| 7  | Adrian McFARLAND | a | 12:09.358    | 4:03.537 |
| 1  | Darren BURNS     | a | 12:09.521    | 4:03.192 |
| 9  | Andrew COURTNEY  | a | 12:30.876    | 4:13.442 |
| 24 | Ivan LINTIN      | a | 12:31.058    | 4:09.910 |
| 18 | Paul OWEN        | a | 12:35.418    | 4:08.806 |
| 16 | Phil HARVEY      | a | 12:38.116    | 4:11.941 |
| 33 | Sam DUNLOP       | a | 13:01.199    | 4:22.041 |
| 5  | Lee VERNON       | a | 13:28.470    | 4:32.921 |
| 15 | Raymond HODGES   | a | 13:51.277    | 4:36.650 |
| 10 | Elle FORREST     | a | 13:52.375    | 4:36.449 |
| 12 | Peter WAKEFIELD  | a | 14:04.802    | 4:44.601 |
| 34 | Matthew COLE     | a | 14:46.781    | 5:19.776 |
| 35 | Paul MAGUIRE     | a | 14:49.387    | 4:58.055 |

4

| No | Name             | G | Elapsed Time | Lap Time |
|----|------------------|---|--------------|----------|
| 6  | William DUNLOP   | a | 16:05.752    | 4:04.368 |
| 23 | Michael DUNLOP   | a | 16:10.196    | 4:01.289 |
| 1  | Darren BURNS     | a | 16:11.447    | 4:01.926 |
| 7  | Adrian McFARLAND | a | 16:18.483    | 4:09.125 |
| 24 | Ivan LINTIN      | a | 16:40.113    | 4:09.055 |
| 9  | Andrew COURTNEY  | a | 16:42.702    | 4:11.826 |
| 18 | Paul OWEN        | a | 16:44.810    | 4:09.392 |
| 16 | Phil HARVEY      | a | 16:56.186    | 4:18.070 |
| 33 | Sam DUNLOP       | a | 17:23.688    | 4:22.489 |
| 15 | Raymond HODGES   | a | 18:34.524    | 4:43.247 |
| 10 | Elle FORREST     | a | 18:35.880    | 4:43.505 |
| 12 | Peter WAKEFIELD  | a | 18:51.224    | 4:46.422 |
| 35 | Paul MAGUIRE     | a | 19:44.679    | 4:55.292 |

5

| No | Name            | G | Elapsed Time | Lap Time |
|----|-----------------|---|--------------|----------|
| 6  | William DUNLOP  | a | 20:08.644    | 4:02.892 |
| 23 | Michael DUNLOP  | a | 20:10.058    | 3:59.862 |
| 1  | Darren BURNS    | a | 20:10.463    | 3:59.016 |
| 24 | Ivan LINTIN     | a | 20:48.860    | 4:08.747 |
| 18 | Paul OWEN       | a | 20:52.201    | 4:07.391 |
| 9  | Andrew COURTNEY | a | 20:52.322    | 4:09.620 |
| 16 | Phil HARVEY     | a | 21:21.198    | 4:25.012 |
| 33 | Sam DUNLOP      | a | 21:47.406    | 4:23.718 |
| 15 | Raymond HODGES  | a | 23:18.167    | 4:43.643 |
| 10 | Elle FORREST    | a | 23:18.364    | 4:42.484 |
| 12 | Peter WAKEFIELD | a | 23:38.558    | 4:47.334 |
| 35 | Paul MAGUIRE    | a | 24:43.380    | 4:58.701 |

Speed TrapUlster Grand Prix 250cc Race

| <u>No.</u> | <u>Name</u>      | <u>Lap 1</u> | <u>Lap 2</u> | <u>Lap 3</u> | <u>Lap 4</u> | <u>Lap 5</u> |
|------------|------------------|--------------|--------------|--------------|--------------|--------------|
| 1          | Darren BURNS     |              |              |              |              | 151          |
| 5          | Lee VERNON       |              |              | 135          |              |              |
| 6          | William DUNLOP   | 140          | 150          | 150          | 152          | 150          |
| 7          | Adrian McFARLAND |              |              | 151          |              |              |
| 9          | Andrew COURTNEY  |              | 146          | 148          |              | 141          |
| 12         | Peter WAKEFIELD  |              |              | 144          | 136          | 136          |
| 15         | Raymond HODGES   |              |              | 136          | 138          | 155          |
| 16         | Phil HARVEY      |              |              | 148          | 148          | 144          |
| 18         | Paul OWEN        |              | 140          |              |              |              |
| 23         | Michael DUNLOP   |              | 151          |              | 153          | 150          |
| 24         | Ivan LINTIN      |              |              | 149          | 141          | 144          |
| 33         | Sam DUNLOP       |              | 142          | 141          | 140          | 136          |
| 34         | Matthew COLE     |              | 114          | 131          |              |              |
| 35         | Paul MAGUIRE     |              |              | 115          | 116          | 108          |