



BUSH ROAD RACES

Friday 22nd & Saturday 23rd June 2007

promoted by Dungannon & District MCC

www.bushroadraces.com

DUNGANNON & SOUTH TYRONE COUNCIL
SUPPORT 750

&

KDL SCAFFOLDING SUPPORT 750



Dungannon



Bush Circuit

3.3078 miles



LAP RECORDS

Class	Rider	Machine	m s	mph	Year
125cc	Darran Lindsay	Honda	2 29.423	79.694	2006
250cc	John Burrows	Honda	2 26.406	81.336	2006
Supersport 600	Darran Lindsay	Honda	2 22.002	83.859	2006
Open 1000cc	Paul Cranston	Honda	2 20.064	85.019	2006
Support 750cc	David Irvine	Yamaha 600	2 28.308	80.293	2006
Support 400cc	Leo Fitzgerald	Suzuki 650	2 35.293	76.681	2006
Classic 1000cc	Robert McCrum	Weslake 850	2 40.470	74.208	2006
Classic 500cc	Billy Lyle	Honda	2 48.669	70.600	2006
Classic 350cc	Adrian Elwood	Honda	2 49.270	70.350	2006
Classic 250cc	Geoff McMullan	Suzuki	2 52.574	69.003	2006

THE DONNELLY GROUP BUSH ROAD RACES

SUPPORT 750

Group A Qualifying


Friday, 22 June 2007



Pos	Class	No	Name	Machine / Sponsor	----- Best Lap -----			Laps	
					Time	Behind	Speed		
1	Sup750	64	Stephen McKNIGHT	Suzuki 750	2:28.881		79.984	3	5
2	Sup750	65	Michael SWEENEY	Suzuki 750	2:32.750	3.869	77.958	5	5
3	Sup750	80	Dave IRVINE	Yamaha 600	2:33.519	4.638	77.567	2	5
4	Sup750	74	Ivan LINTIN	Suzuki 600 - KML / McKinsty	2:33.579	4.698	77.537	5	5
5	Sup750	49	William COWDEN	Honda 600 - Warley	2:34.015	5.134	77.318	5	5
6	Sup750	44	Craig GIBSON	Yamaha 600 - Leitrim Construction	2:34.795	5.914	76.928	3	5
7	Sup750	10	David LUMSDEN	Yamaha 600	2:34.821	5.940	76.915	4	5
8	Sup750	20	Sean SMITH	Suzuki 750	2:35.214	6.333	76.720	5	5
9	Sup750	32	Myles BYRNE	Suzuki 750	2:35.247	6.366	76.704	5	5
10	Sup750	73	Derek COSTELLO	Kawasaki 600	2:36.256	7.375	76.209	5	5
11	Sup750	61	Robert GORDON	Honda 600	2:36.622	7.741	76.031	4	5
12	Sup750	27	James McCANN	Suzuki 750 - Highway Barrier Solutions	2:37.393	8.512	75.658	3	5
13	Sup750	75	Damien HOWARD	Suzuki 750 - P&L	2:38.027	9.146	75.355	3	4
14	Sup750	51	Darwyn YOUNG	Honda 600	2:41.244	12.363	73.851	2	5
15	Sup750	35	Colin McWHIRTER	Yamaha 600 - Chaos Racing	2:43.382	14.501	72.885	5	5
16	Sup750	36	Andy FARRELL	Yamaha 600	2:44.379	15.498	72.443	5	5
17	Sup750	47	David BLACK	Suzuki 750	2:48.756	19.875	70.564	3	5
18	Sup750	136	John DUNNE	Suzuki 750	2:50.061	21.180	70.022	3	5

Qualifying Classification

These Results are provisional and are subject to ratification by the Stewards of the Meeting.

Track	Bush	Signed		Organising Club	Dungannon & District MCC
Length(miles)	3.3078		Chief Timekeeper	Qualifying Started	19:47:00.227
Weather	Cloudy	Issued At:	20:01:54		
Track	Dry				



THE DONNELLY GROUP BUSH ROAD RACES

SUPPORT 750

Group A Qualifying

Friday, 22 June 2007

DETAILED RESULT



Qualifying Classification

Position

1 64 Stephen McKNIGHT

Behind

Best Time **2:28.881** Best Speed **79.984** On **3** Gp **a**

Lap	Elapsed Time	Lap Time	Lap Speed
1	2:34.364	2:34.364	77.143
2	5:07.479	2:33.115	77.772
3	7:36.360	2:28.881	79.984
4	10:06.669	2:30.309	79.224
5	12:36.867	2:30.198	79.283

2 65 Michael SWEENEY

Behind **3.869**

Best Time **2:32.750** Best Speed **77.958** On **5** Gp **a**

Lap	Elapsed Time	Lap Time	Lap Speed
1	2:34.146	2:34.146	77.252
2	5:08.243	2:34.097	77.277
3	7:41.293	2:33.050	77.805
4	10:14.737	2:33.444	77.605
5	12:47.487	2:32.750	77.958

3 80 Dave IRVINE

Behind **4.638**

Best Time **2:33.519** Best Speed **77.567** On **2** Gp **a**

Lap	Elapsed Time	Lap Time	Lap Speed
1	2:33.696	2:33.696	77.478
2	5:07.215	2:33.519	77.567
3	7:40.803	2:33.588	77.533
4	10:14.336	2:33.533	77.560
5	12:51.157	2:36.821	75.934

4 74 Ivan LINTIN

Behind **4.698**

Best Time **2:33.579** Best Speed **77.537** On **5** Gp **a**

Lap	Elapsed Time	Lap Time	Lap Speed
1	2:43.031	2:43.031	73.042
2	5:19.553	2:36.522	76.079
3	7:55.688	2:36.135	76.268
4	10:30.726	2:35.038	76.807
5	13:04.305	2:33.579	77.537

Qualifying Classification

Position

5 49 William COWDEN

Behind **5.134**

Best Time **2:34.015** Best Speed **77.318** On **5** Gp **a**

Lap	Elapsed Time	Lap Time	Lap Speed
1	2:47.817	2:47.817	70.959
2	5:26.010	2:38.193	75.276
3	8:03.264	2:37.254	75.725
4	10:38.571	2:35.307	76.674
5	13:12.586	2:34.015	77.318

6 44 Craig GIBSON

Behind **5.914**

Best Time **2:34.795** Best Speed **76.928** On **3** Gp **a**

Lap	Elapsed Time	Lap Time	Lap Speed
1	2:45.480	2:45.480	71.961
2	5:22.149	2:36.669	76.008
3	7:56.944	2:34.795	76.928
4	10:31.967	2:35.023	76.815
5	13:09.343	2:37.376	75.666

7 10 David LUMSDEN

Behind **5.940**

Best Time **2:34.821** Best Speed **76.915** On **4** Gp **a**

Lap	Elapsed Time	Lap Time	Lap Speed
1	3:02.003	3:02.003	65.428
2	5:41.774	2:39.771	74.532
3	8:18.617	2:36.843	75.924
4	10:53.438	2:34.821	76.915
5	13:28.866	2:35.428	76.615

8 20 Sean SMITH

Behind **6.333**

Best Time **2:35.214** Best Speed **76.720** On **5** Gp **a**

Lap	Elapsed Time	Lap Time	Lap Speed
1	2:45.150	2:45.150	72.105
2	5:25.342	2:40.192	74.336
3	8:03.677	2:38.335	75.208
4	10:40.490	2:36.813	75.938
5	13:15.704	2:35.214	76.720

THE DONNELLY GROUP BUSH ROAD RACES

SUPPORT 750

Group A Qualifying

Friday, 22 June 2007

DETAILED RESULT



Qualifying Classification

Position

9 32 Myles BYRNE

Behind **6.366**

Best Time **2:35.247** Best Speed **76.704** On **5** Gp **a**

Lap	Elapsed Time	Lap Time	Lap Speed
1	2:48.231	2:48.231	70.784
2	5:25.578	2:37.347	75.680
3	8:04.043	2:38.465	75.146
4	10:40.699	2:36.656	76.014
5	13:15.946	2:35.247	76.704

10 73 Derek COSTELLO

Behind **7.375**

Best Time **2:36.256** Best Speed **76.209** On **5** Gp **a**

Lap	Elapsed Time	Lap Time	Lap Speed
1	2:47.441	2:47.441	71.118
2	5:28.243	2:40.802	74.054
3	8:09.066	2:40.823	74.045
4	10:47.548	2:38.482	75.138
5	13:23.804	2:36.256	76.209

11 61 Robert GORDON

Behind **7.741**

Best Time **2:36.622** Best Speed **76.031** On **4** Gp **a**

Lap	Elapsed Time	Lap Time	Lap Speed
1	2:52.107	2:52.107	69.190
2	5:32.958	2:40.851	74.032
3	8:12.853	2:39.895	74.474
4	10:49.475	2:36.622	76.031
5	13:26.551	2:37.076	75.811

12 27 James McCANN

Behind **8.512**

Best Time **2:37.393** Best Speed **75.658** On **3** Gp **a**

Lap	Elapsed Time	Lap Time	Lap Speed
1	2:37.427	2:37.427	75.642
2	5:14.844	2:37.417	75.647
3	7:52.237	2:37.393	75.658
4	10:31.198	2:38.961	74.912
5	13:08.605	2:37.407	75.652

Qualifying Classification

Position

13 75 Damien HOWARD

Behind **9.146**

Best Time **2:38.027** Best Speed **75.355** On **3** Gp **a**

Lap	Elapsed Time	Lap Time	Lap Speed
1	2:59.983	2:59.983	66.162
2	5:39.790	2:39.807	74.515
3	8:17.817	2:38.027	75.355
4	10:59.889	2:42.072	73.474

14 51 Darwyn YOUNG

Behind **12.363**

Best Time **2:41.244** Best Speed **73.851** On **2** Gp **a**

Lap	Elapsed Time	Lap Time	Lap Speed
1	3:11.406	3:11.406	62.214
2	5:52.650	2:41.244	73.851
3	8:35.053	2:42.403	73.324
4	11:16.327	2:41.274	73.838
5	13:58.405	2:42.078	73.471

15 35 Colin McWHIRTER

Behind **14.501**

Best Time **2:43.382** Best Speed **72.885** On **5** Gp **a**

Lap	Elapsed Time	Lap Time	Lap Speed
1	2:59.345	2:59.345	66.398
2	5:48.343	2:48.998	70.463
3	8:35.489	2:47.146	71.244
4	11:21.708	2:46.219	71.641
5	14:05.090	2:43.382	72.885

16 36 Andy FARRELL

Behind **15.498**

Best Time **2:44.379** Best Speed **72.443** On **5** Gp **a**

Lap	Elapsed Time	Lap Time	Lap Speed
1	3:01.211	3:01.211	65.714
2	5:45.844	2:44.633	72.331
3	8:33.892	2:48.048	70.861
4	11:19.871	2:45.979	71.744
5	14:04.250	2:44.379	72.443

THE DONNELLY GROUP BUSH ROAD RACES

SUPPORT 750

Group A Qualifying

Friday, 22 June 2007

DETAILED RESULT



Qualifying Classification

Position

17 47 David BLACK

Behind 19.875

Best Time 2:48.756 Best Speed 70.564 On 3 Gp a

Lap	Elapsed Time	Lap Time	Lap Speed
1	3:05.854	3:05.854	64.072
2	5:56.507	2:50.653	69.779
3	8:45.263	2:48.756	70.564
4	11:35.486	2:50.223	69.956
5	14:26.446	2:50.960	69.654

18 136 John DUNNE

Behind 21.180

Best Time 2:50.061 Best Speed 70.022 On 3 Gp a

Lap	Elapsed Time	Lap Time	Lap Speed
1	3:06.650	3:06.650	63.799
2	5:57.245	2:50.595	69.803
3	8:47.306	2:50.061	70.022
4	11:40.730	2:53.424	68.665
5	14:31.664	2:50.934	69.665

THE DONNELLY GROUP BUSH ROAD RACES

SUPPORT 750


Group B Qualifying

Friday, 22 June 2007



Pos	Class	No	Name	Machine / Sponsor	----- Best Lap -----			Laps	
					Time	Behind	Speed		
Qualifying Classification									
1	Sup750	19	Adrian MULLEN	Yamaha 600	2:35.247		76.704	4	5
2	Sup750	71	Declan DUFFY	Yamaha 600	2:35.802	0.555	76.431	3	3
3	Sup750	99	David YEOMANS	Honda 600	2:39.290	4.043	74.757	4	5
4	Sup750	68	Neil VICARS	Honda 600	2:40.584	5.337	74.155	5	5
5	Sup750	72	Michael GILLAN	Yamaha 600	2:40.720	5.473	74.092	5	5
6	Sup750	191	Jack WILLIAMSON	Suzuki 750 - Maineside Racing	2:41.207	5.960	73.868	5	5
7	Sup750	161	Martin BRYAN	Yamaha 600	2:41.843	6.596	73.578	5	5
8	Sup750	88	Mark YOUNG	Kawasaki 600 - AutoTech	2:42.070	6.823	73.475	5	5
9	Sup750	11	John CAHILL	Suzuki 750	2:43.085	7.838	73.018	5	5
10	Sup750	29	Neil LYONS	Honda 600	2:44.132	8.885	72.552	5	5
11	Sup750	60	George SCOTT	Honda 600	2:44.743	9.496	72.283	5	5
12	Sup750	12	Brian LOUGHLIN	Suzuki 650	2:47.349	12.102	71.157	5	5
13	Sup750	42	Adrian O'SULLIVAN	Suzuki 750	2:47.951	12.704	70.902	3	5
14	Sup750	50	James CHRISTIE	Kawasaki 750 - Team JCR	2:48.035	12.788	70.867	5	5
15	Sup750	163	Matthew TURNER	Suzuki 600	2:54.249	19.002	68.339	5	5
16	Sup750	21	Robert McCLELLAND	Suzuki 600	2:56.297	21.050	67.546	5	5
17	Sup750	77	Nigel HOWARD	Honda 600	2:57.390	22.143	67.129	5	5
18	Sup750	5	Bill RICE	Yamaha 600 - Anderton	2:57.554	22.307	67.067	5	5
19	Sup750	96	Stephen CARR	Suzuki 600	2:57.729	22.482	67.001	5	5
20	Sup750	59	Paul SIMPSON	Suzuki 750 - SMC	3:03.697	28.450	64.825	5	5

These Results are provisional and are subject to ratification by the Stewards of the Meeting.

Track	Bush	Signed		Organising Club	Dungannon & District MCC
Length(miles)	3.3078		Chief Timekeeper	Qualifying Started	20:06:30.836
Weather	Cloudy	Issued At:	20:22:54		
Track	Dry				



THE DONNELLY GROUP BUSH ROAD RACES

SUPPORT 750

Group B Qualifying

Friday, 22 June 2007

DETAILED RESULT



Qualifying Classification

Position

1 19 Adrian MULLEN

Behind

Best Time **2:35.247** Best Speed **76.704** On **4** Gp **a**

Lap	Elapsed Time	Lap Time	Lap Speed
1	2:53.182	2:53.182	68.760
2	5:33.367	2:40.185	74.340
3	8:09.129	2:35.762	76.450
4	10:44.376	2:35.247	76.704
5	13:20.236	2:35.860	76.402

2 71 Declan DUFFY

Behind **0.555**

Best Time **2:35.802** Best Speed **76.431** On **3** Gp **a**

Lap	Elapsed Time	Lap Time	Lap Speed
1	2:41.865	2:41.865	73.568
2	5:17.699	2:35.834	76.415
3	7:53.501	2:35.802	76.431

3 99 David YEOMANS

Behind **4.043**

Best Time **2:39.290** Best Speed **74.757** On **4** Gp **a**

Lap	Elapsed Time	Lap Time	Lap Speed
1	2:43.764	2:43.764	72.715
2	5:23.779	2:40.015	74.419
3	8:04.714	2:40.935	73.993
4	10:44.004	2:39.290	74.757
5	13:23.688	2:39.684	74.573

4 68 Neil VICARS

Behind **5.337**

Best Time **2:40.584** Best Speed **74.155** On **5** Gp **a**

Lap	Elapsed Time	Lap Time	Lap Speed
1	3:06.352	3:06.352	63.901
2	5:51.622	2:45.270	72.052
3	8:33.404	2:41.782	73.606
4	11:15.137	2:41.733	73.628
5	13:55.721	2:40.584	74.155

Qualifying Classification

Position

5 72 Michael GILLAN

Behind **5.473**

Best Time **2:40.720** Best Speed **74.092** On **5** Gp **a**

Lap	Elapsed Time	Lap Time	Lap Speed
1	2:59.815	2:59.815	66.224
2	5:46.470	2:46.655	71.453
3	8:30.715	2:44.245	72.502
4	11:14.833	2:44.118	72.558
5	13:55.553	2:40.720	74.092

6 191 Jack WILLIAMSON

Behind **5.960**

Best Time **2:41.207** Best Speed **73.868** On **5** Gp **a**

Lap	Elapsed Time	Lap Time	Lap Speed
1	2:53.463	2:53.463	68.649
2	5:40.757	2:47.294	71.181
3	8:23.010	2:42.253	73.392
4	11:05.733	2:42.723	73.180
5	13:46.940	2:41.207	73.868

7 161 Martin BRYAN

Behind **6.596**

Best Time **2:41.843** Best Speed **73.578** On **5** Gp **a**

Lap	Elapsed Time	Lap Time	Lap Speed
1	3:17.651	3:17.651	60.248
2	6:08.866	2:51.215	69.550
3	8:52.676	2:43.810	72.694
4	11:37.820	2:45.144	72.107
5	14:19.663	2:41.843	73.578

8 88 Mark YOUNG

Behind **6.823**

Best Time **2:42.070** Best Speed **73.475** On **5** Gp **a**

Lap	Elapsed Time	Lap Time	Lap Speed
1	3:13.517	3:13.517	61.535
2	6:01.531	2:48.014	70.876
3	8:48.048	2:46.517	71.513
4	11:31.573	2:43.525	72.821
5	14:13.643	2:42.070	73.475

THE DONNELLY GROUP BUSH ROAD RACES

SUPPORT 750

Group B Qualifying

Friday, 22 June 2007

DETAILED RESULT



Qualifying Classification

Position

9 11 John CAHILL

Behind 7.838

Best Time 2:43.085 Best Speed 73.018 On 5 Gp a

Lap	Elapsed Time	Lap Time	Lap Speed
1	3:17.038	3:17.038	60.435
2	6:01.874	2:44.836	72.242
3	8:48.499	2:46.625	71.466
4	11:35.045	2:46.546	71.500
5	14:18.130	2:43.085	73.018

10 29 Neil LYONS

Behind 8.885

Best Time 2:44.132 Best Speed 72.552 On 5 Gp a

Lap	Elapsed Time	Lap Time	Lap Speed
1	2:50.342	2:50.342	69.907
2	5:36.745	2:46.403	71.562
3	8:22.638	2:45.893	71.782
4	11:08.804	2:46.166	71.664
5	13:52.936	2:44.132	72.552

11 60 George SCOTT

Behind 9.496

Best Time 2:44.743 Best Speed 72.283 On 5 Gp a

Lap	Elapsed Time	Lap Time	Lap Speed
1	3:30.031	3:30.031	56.697
2	6:25.435	2:55.404	67.889
3	9:20.434	2:54.999	68.047
4	12:06.926	2:46.492	71.523
5	14:51.669	2:44.743	72.283

12 12 Brian LOUGHLIN

Behind 12.102

Best Time 2:47.349 Best Speed 71.157 On 5 Gp a

Lap	Elapsed Time	Lap Time	Lap Speed
1	3:30.730	3:30.730	56.509
2	6:29.526	2:58.796	66.601
3	9:24.108	2:54.582	68.209
4	12:21.448	2:57.340	67.148
5	15:08.797	2:47.349	71.157

Qualifying Classification

Position

13 42 Adrian O'SULLIVAN

Behind 12.704

Best Time 2:47.951 Best Speed 70.902 On 3 Gp a

Lap	Elapsed Time	Lap Time	Lap Speed
1	2:49.698	2:49.698	70.172
2	5:40.459	2:50.761	69.735
3	8:28.410	2:47.951	70.902
4	11:18.434	2:50.024	70.038
5	14:06.766	2:48.332	70.742

14 50 James CHRISTIE

Behind 12.788

Best Time 2:48.035 Best Speed 70.867 On 5 Gp a

Lap	Elapsed Time	Lap Time	Lap Speed
1	3:02.573	3:02.573	65.224
2	5:55.948	2:53.375	68.684
3	8:47.614	2:51.666	69.368
4	11:37.676	2:50.062	70.022
5	14:25.711	2:48.035	70.867

15 163 Matthew TURNER

Behind 19.002

Best Time 2:54.249 Best Speed 68.339 On 5 Gp a

Lap	Elapsed Time	Lap Time	Lap Speed
1	3:27.050	3:27.050	57.513
2	6:24.668	2:57.618	67.043
3	9:24.060	2:59.392	66.380
4	12:24.946	3:00.886	65.832
5	15:19.195	2:54.249	68.339

16 21 Robert McCLELLAND

Behind 21.050

Best Time 2:56.297 Best Speed 67.546 On 5 Gp a

Lap	Elapsed Time	Lap Time	Lap Speed
1	3:16.879	3:16.879	60.484
2	6:19.959	3:03.080	65.043
3	9:21.307	3:01.348	65.664
4	12:21.955	3:00.648	65.919
5	15:18.252	2:56.297	67.546

THE DONNELLY GROUP BUSH ROAD RACES

SUPPORT 750

Group B Qualifying

Friday, 22 June 2007

DETAILED RESULT



Qualifying Classification

Position

17 77 Nigel HOWARD

Behind **22.143**

Best Time **2:57.390** Best Speed **67.129** On **5** Gp **a**

Lap	Elapsed Time	Lap Time	Lap Speed
1	3:30.434	3:30.434	56.588
2	6:29.146	2:58.712	66.633
3	9:30.663	3:01.517	65.603
4	12:32.798	3:02.135	65.381
5	15:30.188	2:57.390	67.129

18 5 Bill RICE

Behind **22.307**

Best Time **2:57.554** Best Speed **67.067** On **5** Gp **a**

Lap	Elapsed Time	Lap Time	Lap Speed
1	3:21.249	3:21.249	59.171
2	6:22.204	3:00.955	65.807
3	9:21.856	2:59.652	66.284
4	12:23.680	3:01.824	65.492
5	15:21.234	2:57.554	67.067

19 96 Stephen CARR

Behind **22.482**

Best Time **2:57.729** Best Speed **67.001** On **5** Gp **a**

Lap	Elapsed Time	Lap Time	Lap Speed
1	3:23.304	3:23.304	58.573
2	6:23.335	3:00.031	66.145
3	9:23.407	3:00.072	66.130
4	12:23.102	2:59.695	66.268
5	15:20.831	2:57.729	67.001

20 59 Paul SIMPSON

Behind **28.450**

Best Time **3:03.697** Best Speed **64.825** On **5** Gp **a**

Lap	Elapsed Time	Lap Time	Lap Speed
1	3:24.590	3:24.590	58.205
2	6:28.670	3:04.080	64.690
3	9:34.441	3:05.771	64.101
4	12:39.180	3:04.739	64.459
5	15:42.877	3:03.697	64.825

THE DONNELLY GROUP BUSH ROAD RACES




SUPPORT 750

Combined Qualifying

Friday, 22 June 2007

Pos	Class	No	Name	-----Best Time / Qual Laps-----		Overall Best Time / Speed / Total Qual Laps
				Session A	Session B	
Qualifying Classification						
1	Sup750	64	Stephen McKNIGHT	2:28.881	-----	2:28.881 79.984
2	Sup750	65	Michael SWEENEY	2:32.750	-----	2:32.750 77.958
3	Sup750	80	Dave IRVINE	2:33.519	-----	2:33.519 77.567
4	Sup750	74	Ivan LINTIN	2:33.579	-----	2:33.579 77.537
5	Sup750	49	William COWDEN	2:34.015	-----	2:34.015 77.318
6	Sup750	44	Craig GIBSON	2:34.795	-----	2:34.795 76.928
7	Sup750	10	David LUMSDEN	2:34.821	-----	2:34.821 76.915
8	Sup750	20	Sean SMITH	2:35.214	-----	2:35.214 76.720
9	Sup750	19	Adrian MULLEN	-----	2:35.247	2:35.247 76.704
10	Sup750	32	Myles BYRNE	2:35.247	-----	2:35.247 76.704
11	Sup750	71	Declan DUFFY	-----	2:35.802	2:35.802 76.431
12	Sup750	73	Derek COSTELLO	2:36.256	-----	2:36.256 76.209
13	Sup750	61	Robert GORDON	2:36.622	-----	2:36.622 76.031
14	Sup750	27	James McCANN	2:37.393	-----	2:37.393 75.658
15	Sup750	75	Damien HOWARD	2:38.027	-----	2:38.027 75.355
16	Sup750	99	David YEOMANS	-----	2:39.290	2:39.290 74.757
17	Sup750	68	Neil VICARS	-----	2:40.584	2:40.584 74.155
18	Sup750	72	Michael GILLAN	-----	2:40.720	2:40.720 74.092
19	Sup750	191	Jack WILLIAMSON	-----	2:41.207	2:41.207 73.868
20	Sup750	51	Darwyn YOUNG	2:41.244	-----	2:41.244 73.851
21	Sup750	161	Martin BRYAN	-----	2:41.843	2:41.843 73.578
22	Sup750	88	Mark YOUNG	-----	2:42.070	2:42.070 73.475
23	Sup750	11	John CAHILL	-----	2:43.085	2:43.085 73.018
24	Sup750	35	Colin McWHIRTER	2:43.382	-----	2:43.382 72.885
25	Sup750	29	Neil LYONS	-----	2:44.132	2:44.132 72.552
26	Sup750	36	Andy FARRELL	2:44.379	-----	2:44.379 72.443
27	Sup750	60	George SCOTT	-----	2:44.743	2:44.743 72.283
28	Sup750	12	Brian LOUGHLIN	-----	2:47.349	2:47.349 71.157
29	Sup750	42	Adrian O'SULLIVAN	-----	2:47.951	2:47.951 70.902
30	Sup750	50	James CHRISTIE	-----	2:48.035	2:48.035 70.867
31	Sup750	47	David BLACK	2:48.756	-----	2:48.756 70.564
32	Sup750	136	John DUNNE	2:50.061	-----	2:50.061 70.022
33	Sup750	163	Matthew TURNER	-----	2:54.249	2:54.249 68.339
34	Sup750	21	Robert McCLELLAND	-----	2:56.297	2:56.297 67.546
35	Sup750	77	Nigel HOWARD	-----	2:57.390	2:57.390 67.129
36	Sup750	5	Bill RICE	-----	2:57.554	2:57.554 67.067
37	Sup750	96	Stephen CARR	-----	2:57.729	2:57.729 67.001
38	Sup750	59	Paul SIMPSON	-----	3:03.697	3:03.697 64.825

These Results are provisional and are subject to ratification by the Stewards of the Meeting.

Track	Bush	Signed	 Chief Timekeeper	Organising Club	Dungannon & District MCC
Length(miles)	3.3078	Issued At:			
Weather	Cloudy				
Track	Dry				

MCUI
Ulster Centre
Timing
www.mcui-uc.org.uk



2&4
WHEEL MOTORSPORT
STEERING GROUP LTD.

X nitec
SOLUTIONS



THE DONNELLY GROUP BUSH ROAD RACES

SUPPORT 750


Race 5 - Dungannon & S. Tyrone Council Support 750

Saturday, 23 June 2007



Pos	Class	No	Name	Machine / Sponsor	Gp	Laps	Total Time	Behind	Speed	-----Best Lap-----		
										Time	Speed	On
Race Classification												
1	Sup750	74	Ivan LINTIN	Suzuki 600 - KML / McKinstry	a	5	13:17.693		74.641	2:30.695	79.021	3
2	Sup750	64	Stephen McKNIGHT	Suzuki 750	a	5	13:18.226	0.533	74.591	2:31.925	78.381	3
3	Sup750	49	William COWDEN	Honda 600 - Warley	a	5	13:21.091	3.398	74.324	2:31.989	78.348	3
4	Sup750	65	Michael SWEENEY	Suzuki 750	a	5	13:33.416	15.723	73.198	2:31.753	78.470	3
5	Sup750	20	Sean SMITH	Suzuki 750	a	5	13:43.366	25.673	72.313	2:36.615	76.034	3
6	Sup750	71	Declan DUFFY	Yamaha 600	a	5	13:46.710	29.017	72.021	2:35.986	76.341	3
7	Sup750	80	Dave IRVINE	Yamaha 600	a	5	13:47.521	29.828	71.950	2:37.952	75.390	3
8	Sup750	44	Craig GIBSON	Yamaha 600 - Leitrim Construction	a	5	13:48.355	30.662	71.878	2:37.479	75.617	3
9	Sup750	27	James McCANN	Suzuki 750 - Highway Barrier Solutions	b	5	13:57.600	39.907	71.085	2:36.995	75.850	3
10	Sup750	75	Damien HOWARD	Suzuki 750 - P&L	b	5	14:03.468	45.775	70.590	2:38.692	75.039	3
11	Sup750	99	David YEOMANS	Honda 600	b	5	14:09.535	51.842	70.086	2:42.807	73.142	3
12	Sup750	61	Robert GORDON	Honda 600	b	5	14:14.628	56.935	69.668	2:41.197	73.873	3
13	Sup750	32	Myles BYRNE	Suzuki 750	a	5	14:16.199	58.506	69.540	2:41.982	73.515	3
14	Sup750	10	David LUMSDEN	Yamaha 600	a	5	14:19.658	1:01.965	69.261	2:42.589	73.240	3
15	Sup750	51	Darwyn YOUNG	Honda 600	b	5	14:19.690	1:01.997	69.258	2:40.497	74.195	3
16	Sup750	68	Neil VICARS	Honda 600	b	5	14:25.941	1:08.248	68.758	2:40.479	74.203	3
17	Sup750	19	Adrian MULLEN	Yamaha 600	a	5	14:30.403	1:12.710	68.406	2:43.863	72.671	3
18	Sup750	72	Michael GILLAN	Yamaha 600	b	5	14:30.849	1:13.156	68.371	2:41.032	73.949	3
19	Sup750	88	Mark YOUNG	Kawasaki 600 - AutoTech	b	5	14:31.290	1:13.597	68.336	2:41.423	73.769	3
20	Sup750	36	Andy FARRELL	Yamaha 600	c	5	14:55.336	1:37.643	66.501	2:48.948	70.484	3
21	Sup750	191	Jack WILLIAMSON	Suzuki 750 - Maineside Racing	b	5	15:27.698	2:10.005	64.181	2:51.383	69.482	3
22	Sup750	35	Colin McWHIRTER	Yamaha 600 - Chaos Racing	b	5	15:28.129	2:10.436	64.151	2:50.622	69.792	3
23	Sup750	42	Adrian O'SULLIVAN	Suzuki 750	c	5	16:01.578	2:43.885	61.919	2:53.971	68.449	3
24	Sup750	12	Brian LOUGHLIN	Suzuki 650	c	4	12:32.195	1 Lap	63.324	2:59.698	66.267	3
25	Sup750	136	John DUNNE	Suzuki 750	c	4	12:36.893	4.698	62.931	2:59.668	66.278	2
26	Sup750	60	George SCOTT	Honda 600	c	4	12:49.456	17.261	61.904	3:01.678	65.545	2
27	Sup750	163	Matthew TURNER	Suzuki 600	c	4	12:56.604	24.409	61.334	3:02.717	65.172	3
28	Sup750	29	Neil LYONS	Honda 600	c	4	13:01.551	29.356	60.946	3:03.579	64.866	3
Fastest Lap												
	Sup750	74	Ivan LINTIN	Suzuki 600 - KML / McKinstry	a					2:30.695	79.021	3
Not Classified												
DNF	Sup750	50	James CHRISTIE	Kawasaki 750 - Team JCR	c	4	11:48.771	1 Lap	67.204	2:48.988	70.467	3
DNF	Sup750	161	Martin BRYAN	Yamaha 600	b	4	11:55.745	6.974	66.549	2:45.760	71.839	3
DNF	Sup750	11	John CAHILL	Suzuki 750	b	4	12:00.660	11.889	66.095	2:48.287	70.761	3
DNF	Sup750	47	David BLACK	Suzuki 750	c	3	9:27.325	2 Laps	62.970	3:02.833	65.131	2
DNF	Sup750	21	Robert McCLELLAND	Suzuki 600	c	3	9:35.447	8.122	62.081	3:04.019	64.711	3

These Results are provisional and are subject to ratification by the Stewards of the Meeting.

Track	Bush	Signed		Organising Club	Dungannon & District MCC
Length(miles)	3.3078		Chief Timekeeper	Warmup Started	
Weather	Cloudy			Race Started	13:23:30.321
Track	Wet	Issued At:	13:42:54	Gp Time Diff - b 21.74 / c 49.3	

THE DONNELLY GROUP BUSH ROAD RACES

SUPPORT 750

Race 5 - Dungannon & S. Tyrone Council Support 750

Saturday, 23 June 2007

DETAILED RESULT



Race Classification

1 74 Ivan LINTIN

Total Time **13:17.693** Avg Speed **74.641** Behind
Best Time **2:30.695** Best Speed **79.021** On **3** Gp **a**

Lap	Elapsed Time	Lap Time	Lap Speed
1	2:50.671	2:50.671	69.772
2	5:26.088	2:35.417	76.620
3	7:56.783	2:30.695	79.021
4	10:29.280	2:32.497	78.087
5	13:17.693	2:48.413	70.708

2 64 Stephen McKNIGHT

Total Time **13:18.226** Avg Speed **74.591** Behind **0.533**
Best Time **2:31.925** Best Speed **78.381** On **3** Gp **a**

Lap	Elapsed Time	Lap Time	Lap Speed
1	2:46.200	2:46.200	71.649
2	5:23.380	2:37.180	75.761
3	7:55.305	2:31.925	78.381
4	10:28.971	2:33.666	77.493
5	13:18.226	2:49.255	70.356

3 49 William COWDEN

Total Time **13:21.091** Avg Speed **74.324** Behind **3.398**
Best Time **2:31.989** Best Speed **78.348** On **3** Gp **a**

Lap	Elapsed Time	Lap Time	Lap Speed
1	2:49.715	2:49.715	70.165
2	5:25.164	2:35.449	76.604
3	7:57.153	2:31.989	78.348
4	10:31.066	2:33.913	77.369
5	13:21.091	2:50.025	70.037

4 65 Michael SWEENEY

Total Time **13:33.416** Avg Speed **73.198** Behind **15.723**
Best Time **2:31.753** Best Speed **78.470** On **3** Gp **a**

Lap	Elapsed Time	Lap Time	Lap Speed
1	2:52.720	2:52.720	68.944
2	5:29.291	2:36.571	76.055
3	8:01.044	2:31.753	78.470
4	10:39.412	2:38.368	75.192
5	13:33.416	2:54.004	68.436

Race Classification

5 20 Sean SMITH

Total Time **13:43.366** Avg Speed **72.313** Behind **25.673**
Best Time **2:36.615** Best Speed **76.034** On **3** Gp **a**

Lap	Elapsed Time	Lap Time	Lap Speed
1	2:53.564	2:53.564	68.609
2	5:34.689	2:41.125	73.906
3	8:11.304	2:36.615	76.034
4	10:51.673	2:40.369	74.254
5	13:43.366	2:51.693	69.357

6 71 Declan DUFFY

Total Time **13:46.710** Avg Speed **72.021** Behind **29.017**
Best Time **2:35.986** Best Speed **76.341** On **3** Gp **a**

Lap	Elapsed Time	Lap Time	Lap Speed
1	2:54.491	2:54.491	68.245
2	5:36.045	2:41.554	73.710
3	8:12.031	2:35.986	76.341
4	10:53.039	2:41.008	73.960
5	13:46.710	2:53.671	68.567

7 80 Dave IRVINE

Total Time **13:47.521** Avg Speed **71.950** Behind **29.828**
Best Time **2:37.952** Best Speed **75.390** On **3** Gp **a**

Lap	Elapsed Time	Lap Time	Lap Speed
1	2:51.914	2:51.914	69.268
2	5:36.948	2:45.034	72.155
3	8:14.900	2:37.952	75.390
4	10:58.202	2:43.302	72.921
5	13:47.521	2:49.319	70.329

8 44 Craig GIBSON

Total Time **13:48.355** Avg Speed **71.878** Behind **30.662**
Best Time **2:37.479** Best Speed **75.617** On **3** Gp **a**

Lap	Elapsed Time	Lap Time	Lap Speed
1	2:53.325	2:53.325	68.704
2	5:37.712	2:44.387	72.439
3	8:15.191	2:37.479	75.617
4	10:58.689	2:43.498	72.833
5	13:48.355	2:49.666	70.185

THE DONNELLY GROUP BUSH ROAD RACES

SUPPORT 750

Race 5 - Dungannon & S. Tyrone Council Support 750

Saturday, 23 June 2007

DETAILED RESULT



Race Classification

9 **27 James McCANN**
 Total Time **13:57.600** Avg Speed **71.085** Behind **39.907**
 Best Time **2:36.995** Best Speed **75.850** On **3** Gp **b**

Lap	Elapsed Time	Lap Time	Lap Speed
1	2:57.804	2:57.804	66.973
2	5:39.966	2:42.162	73.433
3	8:16.961	2:36.995	75.850
4	11:00.405	2:43.444	72.857
5	13:57.600	2:57.195	67.203

10 75 Damien HOWARD

Total Time **14:03.468** Avg Speed **70.590** Behind **45.775**
 Best Time **2:38.692** Best Speed **75.039** On **3** Gp **b**

Lap	Elapsed Time	Lap Time	Lap Speed
1	2:56.643	2:56.643	67.413
2	5:40.460	2:43.817	72.691
3	8:19.152	2:38.692	75.039
4	11:02.989	2:43.837	72.682
5	14:03.468	3:00.479	65.980

11 99 David YEOMANS

Total Time **14:09.535** Avg Speed **70.086** Behind **51.842**
 Best Time **2:42.807** Best Speed **73.142** On **3** Gp **b**

Lap	Elapsed Time	Lap Time	Lap Speed
1	2:55.848	2:55.848	67.718
2	5:39.686	2:43.838	72.682
3	8:22.493	2:42.807	73.142
4	11:09.525	2:47.032	71.292
5	14:09.535	3:00.010	66.152

12 61 Robert GORDON

Total Time **14:14.628** Avg Speed **69.668** Behind **56.935**
 Best Time **2:41.197** Best Speed **73.873** On **3** Gp **b**

Lap	Elapsed Time	Lap Time	Lap Speed
1	2:57.656	2:57.656	67.029
2	5:44.171	2:46.515	71.514
3	8:25.368	2:41.197	73.873
4	11:16.997	2:51.629	69.383
5	14:14.628	2:57.631	67.038

Race Classification

13 **32 Myles BYRNE**
 Total Time **14:16.199** Avg Speed **69.540** Behind **58.506**
 Best Time **2:41.982** Best Speed **73.515** On **3** Gp **a**

Lap	Elapsed Time	Lap Time	Lap Speed
1	3:00.325	3:00.325	66.037
2	5:50.775	2:50.450	69.863
3	8:32.757	2:41.982	73.515
4	11:20.952	2:48.195	70.799
5	14:16.199	2:55.247	67.950

14 10 David LUMSDEN

Total Time **14:19.658** Avg Speed **69.261** Behind **1:01.965**
 Best Time **2:42.589** Best Speed **73.240** On **3** Gp **a**

Lap	Elapsed Time	Lap Time	Lap Speed
1	2:59.702	2:59.702	66.266
2	5:50.800	2:51.098	69.598
3	8:33.389	2:42.589	73.240
4	11:20.778	2:47.389	71.140
5	14:19.658	2:58.880	66.570

15 51 Darwyn YOUNG

Total Time **14:19.690** Avg Speed **69.258** Behind **1:01.997**
 Best Time **2:40.497** Best Speed **74.195** On **3** Gp **b**

Lap	Elapsed Time	Lap Time	Lap Speed
1	2:58.318	2:58.318	66.780
2	5:42.442	2:44.124	72.555
3	8:22.939	2:40.497	74.195
4	11:10.509	2:47.570	71.063
5	14:19.690	3:09.181	62.945

16 68 Neil VICARS

Total Time **14:25.941** Avg Speed **68.758** Behind **1:08.248**
 Best Time **2:40.479** Best Speed **74.203** On **3** Gp **b**

Lap	Elapsed Time	Lap Time	Lap Speed
1	3:06.595	3:06.595	63.818
2	5:53.997	2:47.402	71.135
3	8:34.476	2:40.479	74.203
4	11:22.231	2:47.755	70.985
5	14:25.941	3:03.710	64.820

THE DONNELLY GROUP BUSH ROAD RACES

SUPPORT 750

Race 5 - Dungannon & S. Tyrone Council Support 750

Saturday, 23 June 2007

DETAILED RESULT



Race Classification

17 19 Adrian MULLEN

Total Time **14:30.403** Avg Speed **68.406** Behind **1:12.710**
 Best Time **2:43.863** Best Speed **72.671** On **3** Gp **a**

Lap	Elapsed Time	Lap Time	Lap Speed
1	3:00.209	3:00.209	66.079
2	5:48.790	2:48.581	70.637
3	8:32.653	2:43.863	72.671
4	11:23.013	2:50.360	69.900
5	14:30.403	3:07.390	63.547

18 72 Michael GILLAN

Total Time **14:30.849** Avg Speed **68.371** Behind **1:13.156**
 Best Time **2:41.032** Best Speed **73.949** On **3** Gp **b**

Lap	Elapsed Time	Lap Time	Lap Speed
1	3:07.201	3:07.201	63.611
2	5:54.844	2:47.643	71.032
3	8:35.876	2:41.032	73.949
4	11:24.859	2:48.983	70.469
5	14:30.849	3:05.990	64.025

19 88 Mark YOUNG

Total Time **14:31.290** Avg Speed **68.336** Behind **1:13.597**
 Best Time **2:41.423** Best Speed **73.769** On **3** Gp **b**

Lap	Elapsed Time	Lap Time	Lap Speed
1	3:07.597	3:07.597	63.477
2	5:55.685	2:48.088	70.844
3	8:37.108	2:41.423	73.769
4	11:25.287	2:48.179	70.806
5	14:31.290	3:06.003	64.021

20 36 Andy FARRELL

Total Time **14:55.336** Avg Speed **66.501** Behind **1:37.643**
 Best Time **2:48.948** Best Speed **70.484** On **3** Gp **c**

Lap	Elapsed Time	Lap Time	Lap Speed
1	2:59.447	2:59.447	66.360
2	5:52.765	2:53.318	68.707
3	8:41.713	2:48.948	70.484
4	11:39.353	2:57.640	67.035
5	14:55.336	3:15.983	60.761

Race Classification

21 191 Jack WILLIAMSON

Total Time **15:27.698** Avg Speed **64.181** Behind **2:10.005**
 Best Time **2:51.383** Best Speed **69.482** On **3** Gp **b**

Lap	Elapsed Time	Lap Time	Lap Speed
1	3:06.590	3:06.590	63.819
2	6:00.668	2:54.078	68.407
3	8:52.051	2:51.383	69.482
4	11:55.150	3:03.099	65.036
5	15:27.698	3:32.548	56.025

22 35 Colin McWHIRTER

Total Time **15:28.129** Avg Speed **64.151** Behind **2:10.436**
 Best Time **2:50.622** Best Speed **69.792** On **3** Gp **b**

Lap	Elapsed Time	Lap Time	Lap Speed
1	3:15.792	3:15.792	60.820
2	6:13.126	2:57.334	67.151
3	9:03.748	2:50.622	69.792
4	12:03.927	3:00.179	66.090
5	15:28.129	3:24.202	58.315

23 42 Adrian O'SULLIVAN

Total Time **16:01.578** Avg Speed **61.919** Behind **2:43.885**
 Best Time **2:53.971** Best Speed **68.449** On **3** Gp **c**

Lap	Elapsed Time	Lap Time	Lap Speed
1	3:15.497	3:15.497	60.912
2	6:11.582	2:56.085	67.627
3	9:05.553	2:53.971	68.449
4	12:12.576	3:07.023	63.672
5	16:01.578	3:49.002	52.000

24 12 Brian LOUGHLIN

Total Time **12:32.195** Avg Speed **63.324** Behind **1 Lap**
 Best Time **2:59.698** Best Speed **66.267** On **3** Gp **c**

Lap	Elapsed Time	Lap Time	Lap Speed
1	3:12.929	3:12.929	61.723
2	6:13.902	3:00.973	65.800
3	9:13.600	2:59.698	66.267
4	12:32.195	3:18.595	59.962

25 136 John DUNNE

Total Time **12:36.893** Avg Speed **62.931** Behind **4.698**
 Best Time **2:59.668** Best Speed **66.278** On **2** Gp **c**

Lap	Elapsed Time	Lap Time	Lap Speed
1	3:19.075	3:19.075	59.817
2	6:18.743	2:59.668	66.278
3	9:18.789	3:00.046	66.139
4	12:36.893	3:18.104	60.110

THE DONNELLY GROUP BUSH ROAD RACES

SUPPORT 750

Race 5 - Dungannon & S. Tyrone Council Support 750

Saturday, 23 June 2007

DETAILED RESULT



Race Classification

26 60 George SCOTT

Total Time **12:49.456** Avg Speed **61.904** Behind **17.261**
Best Time **3:01.678** Best Speed **65.545** On **2** Gp **c**

Lap	Elapsed Time	Lap Time	Lap Speed
1	3:23.958	3:23.958	58.385
2	6:25.636	3:01.678	65.545
3	9:27.810	3:02.174	65.367
4	12:49.456	3:21.646	59.054

27 163 Matthew TURNER

Total Time **12:56.604** Avg Speed **61.334** Behind **24.409**
Best Time **3:02.717** Best Speed **65.172** On **3** Gp **c**

Lap	Elapsed Time	Lap Time	Lap Speed
1	3:23.445	3:23.445	58.532
2	6:28.519	3:05.074	64.342
3	9:31.236	3:02.717	65.172
4	12:56.604	3:25.368	57.984

28 29 Neil LYONS

Total Time **13:01.551** Avg Speed **60.946** Behind **29.356**
Best Time **3:03.579** Best Speed **64.866** On **3** Gp **c**

Lap	Elapsed Time	Lap Time	Lap Speed
1	3:18.938	3:18.938	59.858
2	6:23.446	3:04.508	64.540
3	9:27.025	3:03.579	64.866
4	13:01.551	3:34.526	55.509

Not Classified

DNF 50 James CHRISTIE

Total Time **11:48.771** Avg Speed **67.204** Behind **1 Lap**
Best Time **2:48.988** Best Speed **70.467** On **3** Gp **c**

Lap	Elapsed Time	Lap Time	Lap Speed
1	3:02.649	3:02.649	65.197
2	5:53.970	2:51.321	69.507
3	8:42.958	2:48.988	70.467
4	11:48.771	3:05.813	64.086

DNF 161 Martin BRYAN

Total Time **11:55.745** Avg Speed **66.549** Behind **6.974**
Best Time **2:45.760** Best Speed **71.839** On **3** Gp **b**

Lap	Elapsed Time	Lap Time	Lap Speed
1	3:20.896	3:20.896	59.275
2	6:11.281	2:50.385	69.889
3	8:57.041	2:45.760	71.839
4	11:55.745	2:58.704	66.636

Not Classified

DNF 11 John CAHILL

Total Time **12:00.660** Avg Speed **66.095** Behind **11.889**
Best Time **2:48.287** Best Speed **70.761** On **3** Gp **b**

Lap	Elapsed Time	Lap Time	Lap Speed
1	3:12.701	3:12.701	61.796
2	6:08.001	2:55.300	67.930
3	8:56.288	2:48.287	70.761
4	12:00.660	3:04.372	64.587

DNF 47 David BLACK

Total Time **9:27.325** Avg Speed **62.970** Behind **2 Laps**
Best Time **3:02.833** Best Speed **65.131** On **2** Gp **c**

Lap	Elapsed Time	Lap Time	Lap Speed
1	3:20.917	3:20.917	59.269
2	6:23.750	3:02.833	65.131
3	9:27.325	3:03.575	64.868

DNF 21 Robert McCLELLAND

Total Time **9:35.447** Avg Speed **62.081** Behind **8.122**
Best Time **3:04.019** Best Speed **64.711** On **3** Gp **c**

Lap	Elapsed Time	Lap Time	Lap Speed
1	3:25.444	3:25.444	57.963
2	6:31.428	3:05.984	64.027
3	9:35.447	3:04.019	64.711

THE DONNELLY GROUP BUSH ROAD RACES

SUPPORT 750

Race 5 - Dungannon & S. Tyrone Council Support 750

LAP CHART



1					2					3				
No	Name	G	Elapsed Time	Lap Time	No	Name	G	Elapsed Time	Lap Time	No	Name	G	Elapsed Time	Lap Time
64	Stephen McKNIGHT	a	2:46.200	2:46.200	64	Stephen McKNIGHT	a	5:23.380	2:37.180	64	Stephen McKNIGHT	a	7:55.305	2:31.925
49	William COWDEN	a	2:49.715	2:49.715	49	William COWDEN	a	5:25.164	2:35.449	74	Ivan LINTIN	a	7:56.783	2:30.695
74	Ivan LINTIN	a	2:50.671	2:50.671	74	Ivan LINTIN	a	5:26.088	2:35.417	49	William COWDEN	a	7:57.153	2:31.989
80	Dave IRVINE	a	2:51.914	2:51.914	65	Michael SWEENEY	a	5:29.291	2:36.571	65	Michael SWEENEY	a	8:01.044	2:31.753
65	Michael SWEENEY	a	2:52.720	2:52.720	20	Sean SMITH	a	5:34.689	2:41.125	20	Sean SMITH	a	8:11.304	2:36.615
44	Craig GIBSON	a	2:53.325	2:53.325	71	Declan DUFFY	a	5:36.045	2:41.554	71	Declan DUFFY	a	8:12.031	2:35.986
20	Sean SMITH	a	2:53.564	2:53.564	80	Dave IRVINE	a	5:36.948	2:45.034	80	Dave IRVINE	a	8:14.900	2:37.952
71	Declan DUFFY	a	2:54.491	2:54.491	44	Craig GIBSON	a	5:37.712	2:44.387	44	Craig GIBSON	a	8:15.191	2:37.479
99	David YEOMANS	b	2:55.848	2:55.848	99	David YEOMANS	b	5:39.686	2:43.838	27	James McCANN	b	8:16.961	2:36.995
75	Damien HOWARD	b	2:56.643	2:56.643	27	James McCANN	b	5:39.966	2:42.162	75	Damien HOWARD	b	8:19.152	2:38.692
61	Robert GORDON	b	2:57.656	2:57.656	75	Damien HOWARD	b	5:40.460	2:43.817	99	David YEOMANS	b	8:22.493	2:42.807
27	James McCANN	b	2:57.804	2:57.804	51	Darwyn YOUNG	b	5:42.442	2:44.124	51	Darwyn YOUNG	b	8:22.939	2:40.497
51	Darwyn YOUNG	b	2:58.318	2:58.318	61	Robert GORDON	b	5:44.171	2:46.515	61	Robert GORDON	b	8:25.368	2:41.197
36	Andy FARRELL	c	2:59.447	2:59.447	19	Adrian MULLEN	a	5:48.790	2:48.581	19	Adrian MULLEN	a	8:32.653	2:43.863
10	David LUMSDEN	a	2:59.702	2:59.702	32	Myles BYRNE	a	5:50.775	2:50.450	32	Myles BYRNE	a	8:32.757	2:41.982
19	Adrian MULLEN	a	3:00.209	3:00.209	10	David LUMSDEN	a	5:50.800	2:51.098	10	David LUMSDEN	a	8:33.389	2:42.589
32	Myles BYRNE	a	3:00.325	3:00.325	36	Andy FARRELL	c	5:52.765	2:53.318	68	Neil VICARS	b	8:34.476	2:40.479
50	James CHRISTIE	c	3:02.649	3:02.649	50	James CHRISTIE	c	5:53.970	2:51.321	72	Michael GILLAN	b	8:35.876	2:41.032
191	Jack WILLIAMSON	b	3:06.590	3:06.590	68	Neil VICARS	b	5:53.997	2:47.402	88	Mark YOUNG	b	8:37.108	2:41.423
68	Neil VICARS	b	3:06.595	3:06.595	72	Michael GILLAN	b	5:54.844	2:47.643	36	Andy FARRELL	c	8:41.713	2:48.948
72	Michael GILLAN	b	3:07.201	3:07.201	88	Mark YOUNG	b	5:55.685	2:48.088	50	James CHRISTIE	c	8:42.958	2:48.988
88	Mark YOUNG	b	3:07.597	3:07.597	191	Jack WILLIAMSON	b	6:00.668	2:54.078	191	Jack WILLIAMSON	b	8:52.051	2:51.383
11	John CAHILL	b	3:12.701	3:12.701	11	John CAHILL	b	6:08.001	2:55.300	11	John CAHILL	b	8:56.288	2:48.287
12	Brian LOUGHLIN	c	3:12.929	3:12.929	161	Martin BRYAN	b	6:11.281	2:50.385	161	Martin BRYAN	b	8:57.041	2:45.760
42	Adrian O'SULLIVAN	c	3:15.497	3:15.497	42	Adrian O'SULLIVAN	c	6:11.582	2:56.085	35	Colin McWHIRTER	b	9:03.748	2:50.622
35	Colin McWHIRTER	b	3:15.792	3:15.792	35	Colin McWHIRTER	b	6:13.126	2:57.334	42	Adrian O'SULLIVAN	c	9:05.553	2:53.971
29	Neil LYONS	c	3:18.938	3:18.938	12	Brian LOUGHLIN	c	6:13.902	3:00.973	12	Brian LOUGHLIN	c	9:13.600	2:59.698
136	John DUNNE	c	3:19.075	3:19.075	136	John DUNNE	c	6:18.743	2:59.668	136	John DUNNE	c	9:18.789	3:00.046
161	Martin BRYAN	b	3:20.896	3:20.896	29	Neil LYONS	c	6:23.446	3:04.508	29	Neil LYONS	c	9:27.025	3:03.579
47	David BLACK	c	3:20.917	3:20.917	47	David BLACK	c	6:23.750	3:02.833	47	David BLACK	c	9:27.325	3:03.575
163	Matthew TURNER	c	3:23.445	3:23.445	60	George SCOTT	c	6:25.636	3:01.678	60	George SCOTT	c	9:27.810	3:02.174
60	George SCOTT	c	3:23.958	3:23.958	163	Matthew TURNER	c	6:28.519	3:05.074	163	Matthew TURNER	c	9:31.236	3:02.717
21	Robert McCLELLAND	c	3:25.444	3:25.444	21	Robert McCLELLAND	c	6:31.428	3:05.984	21	Robert McCLELLAND	c	9:35.447	3:04.019

THE DONNELLY GROUP BUSH ROAD RACES

SUPPORT 750

Race 5 - Dungannon & S. Tyrone Council Support 750

LAP CHART

**4**

No	Name	G	Elapsed Time	Lap Time
64	Stephen McKNIGHT	a	10:28.971	2:33.666
74	Ivan LINTIN	a	10:29.280	2:32.497
49	William COWDEN	a	10:31.066	2:33.913
65	Michael SWEENEY	a	10:39.412	2:38.368
20	Sean SMITH	a	10:51.673	2:40.369
71	Declan DUFFY	a	10:53.039	2:41.008
80	Dave IRVINE	a	10:58.202	2:43.302
44	Craig GIBSON	a	10:58.689	2:43.498
27	James McCANN	b	11:00.405	2:43.444
75	Damien HOWARD	b	11:02.989	2:43.837
99	David YEOMANS	b	11:09.525	2:47.032
51	Darwyn YOUNG	b	11:10.509	2:47.570
61	Robert GORDON	b	11:16.997	2:51.629
10	David LUMSDEN	a	11:20.778	2:47.389
32	Myles BYRNE	a	11:20.952	2:48.195
68	Neil VICARS	b	11:22.231	2:47.755
19	Adrian MULLEN	a	11:23.013	2:50.360
72	Michael GILLAN	b	11:24.859	2:48.983
88	Mark YOUNG	b	11:25.287	2:48.179
36	Andy FARRELL	c	11:39.353	2:57.640
50	James CHRISTIE	c	11:48.771	3:05.813
191	Jack WILLIAMSON	b	11:55.150	3:03.099
161	Martin BRYAN	b	11:55.745	2:58.704
11	John CAHILL	b	12:00.660	3:04.372
35	Colin McWHIRTER	b	12:03.927	3:00.179
42	Adrian O'SULLIVAN	c	12:12.576	3:07.023
12	Brian LOUGHLIN	c	12:32.195	3:18.595
136	John DUNNE	c	12:36.893	3:18.104
60	George SCOTT	c	12:49.456	3:21.646
163	Matthew TURNER	c	12:56.604	3:25.368
29	Neil LYONS	c	13:01.551	3:34.526

5

No	Name	G	Elapsed Time	Lap Time
74	Ivan LINTIN	a	13:17.693	2:48.413
64	Stephen McKNIGHT	a	13:18.226	2:49.255
49	William COWDEN	a	13:21.091	2:50.025
65	Michael SWEENEY	a	13:33.416	2:54.004
20	Sean SMITH	a	13:43.366	2:51.693
71	Declan DUFFY	a	13:46.710	2:53.671
80	Dave IRVINE	a	13:47.521	2:49.319
44	Craig GIBSON	a	13:48.355	2:49.666
27	James McCANN	b	13:57.600	2:57.195
75	Damien HOWARD	b	14:03.468	3:00.479
99	David YEOMANS	b	14:09.535	3:00.010
61	Robert GORDON	b	14:14.628	2:57.631
32	Myles BYRNE	a	14:16.199	2:55.247
10	David LUMSDEN	a	14:19.658	2:58.880
51	Darwyn YOUNG	b	14:19.690	3:09.181
68	Neil VICARS	b	14:25.941	3:03.710
19	Adrian MULLEN	a	14:30.403	3:07.390
72	Michael GILLAN	b	14:30.849	3:05.990
88	Mark YOUNG	b	14:31.290	3:06.003
36	Andy FARRELL	c	14:55.336	3:15.983
191	Jack WILLIAMSON	b	15:27.698	3:32.548
35	Colin McWHIRTER	b	15:28.129	3:24.202
42	Adrian O'SULLIVAN	c	16:01.578	3:49.002