



BUSH ROAD RACES

Friday 22nd & Saturday 23rd June 2007

promoted by Dungannon & District MCC

www.bushroadraces.com

McAVOY GROUP / GREENLINE SUPERSPORT
&
DUNGANNON & SOUTH TYRONE COUNCIL
SUPERSPORT



off-site
building
solutions



greenline®



2&4
WHEEL MOTORSPORT
STEERING GROUP LTD.

Bush Circuit

3.3078 miles



LAP RECORDS

Class	Rider	Machine	m s	mph	Year
125cc	Darran Lindsay	Honda	2 29.423	79.694	2006
250cc	John Burrows	Honda	2 26.406	81.336	2006
Supersport 600	Darran Lindsay	Honda	2 22.002	83.859	2006
Open 1000cc	Paul Cranston	Honda	2 20.064	85.019	2006
Support 750cc	David Irvine	Yamaha 600	2 28.308	80.293	2006
Support 400cc	Leo Fitzgerald	Suzuki 650	2 35.293	76.681	2006
Classic 1000cc	Robert McCrum	Weslake 850	2 40.470	74.208	2006
Classic 500cc	Billy Lyle	Honda	2 48.669	70.600	2006
Classic 350cc	Adrian Elwood	Honda	2 49.270	70.350	2006
Classic 250cc	Geoff McMullan	Suzuki	2 52.574	69.003	2006

THE DONNELLY GROUP BUSH ROAD RACES

SUPERSPORT 600


Group A Qualifying

Saturday, 23 June 2007



Pos	Class	No	Name	Machine / Sponsor	----- Best Lap -----			Laps
					Time	Behind	Speed	
Qualifying Classification								
1	600R	16	John BURROWS	Honda - HM Sports Motorhomes	2:23.742		82.843	5
2	600R	18	Shane CONNOR	Yamaha - JD's Motorcycles	2:24.587	0.845	82.359	5
3	600R	49	Conor CUMMINS	Yamaha - JMF Team Millsport Racing	2:25.215	1.473	82.003	5
4	600R	71	Davy MORGAN	Honda - AutoTech	2:25.359	1.617	81.922	5
5	600R	4	Barry DAVIDSON	Honda - Maine Road Racing	2:27.111	3.369	80.946	5
6	600R	70	Victor GILMORE	Yamaha - T Lindsay	2:27.207	3.465	80.893	3
7	600R	76	Andrew NEILL	Yamaha - Moira MRC	2:27.540	3.798	80.711	5
8	600R	35	Trevor FERGUSON	Triumph 675	2:27.704	3.962	80.621	5
9	600R	93	Paul CRANSTON	Honda - P&J	2:28.206	4.464	80.348	5
10	600R	39	James REDPATH	Yamaha - R&R Kitchens	2:28.812	5.070	80.021	5
11	600R	87	Michael WELDON	Yamaha	2:29.200	5.458	79.813	5
12	600R	9	Wayne KIRWAN	Yamaha - JD's Motorcycles	2:29.504	5.762	79.651	5
13	600R	64	Stephen McKNIGHT	Yamaha	2:29.628	5.886	79.585	2
14	600R	41	James McCULLAGH	Suzuki	2:29.917	6.175	79.431	4
15	600R	28	Paul GARTLAND	Yamaha	2:30.635	6.893	79.053	5
16	600R	50	James BRESLIN	Kawasaki	2:33.508	9.766	77.573	4
17	600R	180	David IRVINE	Yamaha	2:33.748	10.006	77.452	5
18	600R	123	Declan O'MEARA	Kawasaki	2:35.668	11.926	76.497	5

These Results are provisional and are subject to ratification by the Stewards of the Meeting.

Track	Bush	Signed		Organising Club	Dungannon & District MCC
Length(miles)	3.3078		Chief Timekeeper	Qualifying Started	10:26:30.314
Weather	Cloudy	Issued At:	10:41:01		
Track	Dry				



THE DONNELLY GROUP BUSH ROAD RACES

SUPERSPORT 600

Group A Qualifying

Saturday, 23 June 2007

DETAILED RESULT



Qualifying Classification

Position

1 16 John BURROWS

Behind

Best Time **2:23.742** Best Speed **82.843** On **5** Gp **a**

Lap	Elapsed Time	Lap Time	Lap Speed
1	2:37.601	2:37.601	75.558
2	5:03.151	2:25.550	81.814
3	7:28.886	2:25.735	81.711
4	9:52.967	2:24.081	82.649
5	12:16.709	2:23.742	82.843

2 18 Shane CONNOR

Behind **0.845**

Best Time **2:24.587** Best Speed **82.359** On **4** Gp **a**

Lap	Elapsed Time	Lap Time	Lap Speed
1	2:59.563	2:59.563	66.317
2	5:30.843	2:31.280	78.715
3	7:56.394	2:25.551	81.814
4	10:20.981	2:24.587	82.359
5	12:46.306	2:25.325	81.941

3 49 Conor CUMMINS

Behind **1.473**

Best Time **2:25.215** Best Speed **82.003** On **4** Gp **a**

Lap	Elapsed Time	Lap Time	Lap Speed
1	3:01.090	3:01.090	65.758
2	5:32.835	2:31.745	78.474
3	8:10.262	2:37.427	75.642
4	10:35.477	2:25.215	82.003
5	13:02.197	2:26.720	81.162

4 71 Davy MORGAN

Behind **1.617**

Best Time **2:25.359** Best Speed **81.922** On **4** Gp **a**

Lap	Elapsed Time	Lap Time	Lap Speed
1	3:01.557	3:01.557	65.589
2	5:37.760	2:36.203	76.235
3	8:12.103	2:34.343	77.153
4	10:37.462	2:25.359	81.922
5	13:05.256	2:27.794	80.572

Qualifying Classification

Position

5 4 Barry DAVIDSON

Behind **3.369**

Best Time **2:27.111** Best Speed **80.946** On **5** Gp **a**

Lap	Elapsed Time	Lap Time	Lap Speed
1	3:18.389	3:18.389	60.024
2	5:46.623	2:28.234	80.333
3	8:14.621	2:27.998	80.461
4	10:43.501	2:28.880	79.984
5	13:10.612	2:27.111	80.946

6 70 Victor GILMORE

Behind **3.465**

Best Time **2:27.207** Best Speed **80.893** On **3** Gp **a**

Lap	Elapsed Time	Lap Time	Lap Speed
1	2:41.595	2:41.595	73.691
2	5:09.477	2:27.882	80.524
3	7:36.684	2:27.207	80.893

7 76 Andrew NEILL

Behind **3.798**

Best Time **2:27.540** Best Speed **80.711** On **5** Gp **a**

Lap	Elapsed Time	Lap Time	Lap Speed
1	3:11.896	3:11.896	62.055
2	5:41.644	2:29.748	79.521
3	8:12.388	2:30.744	78.995
4	10:42.638	2:30.250	79.255
5	13:10.178	2:27.540	80.711

8 35 Trevor FERGUSON

Behind **3.962**

Best Time **2:27.704** Best Speed **80.621** On **5** Gp **a**

Lap	Elapsed Time	Lap Time	Lap Speed
1	2:57.651	2:57.651	67.031
2	5:28.425	2:30.774	78.980
3	7:56.195	2:27.770	80.585
4	10:24.632	2:28.437	80.223
5	12:52.336	2:27.704	80.621

THE DONNELLY GROUP BUSH ROAD RACES

SUPERSPORT 600

Group A Qualifying

Saturday, 23 June 2007

DETAILED RESULT



Qualifying Classification

Position

9 93 Paul CRANSTON

Behind 4.464

Best Time **2:28.206** Best Speed **80.348** On 5 Gp a

Lap	Elapsed Time	Lap Time	Lap Speed
1	3:00.709	3:00.709	65.896
2	5:32.481	2:31.772	78.460
3	8:04.787	2:32.306	78.185
4	10:35.186	2:30.399	79.177
5	13:03.392	2:28.206	80.348

Qualifying Classification

Position

13 64 Stephen McKNIGHT

Behind 5.886

Best Time **2:29.628** Best Speed **79.585** On 2 Gp a

Lap	Elapsed Time	Lap Time	Lap Speed
1	3:12.328	3:12.328	61.915
2	5:41.956	2:29.628	79.585
3	8:15.953	2:33.997	77.327
4	10:52.126	2:36.173	76.249
5	13:39.890	2:47.764	70.981

10 39 James REDPATH

Behind 5.070

Best Time **2:28.812** Best Speed **80.021** On 5 Gp a

Lap	Elapsed Time	Lap Time	Lap Speed
1	3:09.840	3:09.840	62.727
2	5:39.220	2:29.380	79.717
3	8:11.299	2:32.079	78.302
4	10:40.337	2:29.038	79.900
5	13:09.149	2:28.812	80.021

14 41 James McCULLAGH

Behind 6.175

Best Time **2:29.917** Best Speed **79.431** On 4 Gp a

Lap	Elapsed Time	Lap Time	Lap Speed
1	3:27.627	3:27.627	57.353
2	6:03.275	2:35.648	76.506
3	8:35.896	2:32.621	78.024
4	11:05.813	2:29.917	79.431
5	13:36.095	2:30.282	79.238

11 87 Michael WELDON

Behind 5.458

Best Time **2:29.200** Best Speed **79.813** On 5 Gp a

Lap	Elapsed Time	Lap Time	Lap Speed
1	2:59.105	2:59.105	66.487
2	5:31.778	2:32.673	77.997
3	8:03.169	2:31.391	78.658
4	10:33.450	2:30.281	79.239
5	13:02.650	2:29.200	79.813

15 28 Paul GARTLAND

Behind 6.893

Best Time **2:30.635** Best Speed **79.053** On 5 Gp a

Lap	Elapsed Time	Lap Time	Lap Speed
1	3:20.273	3:20.273	59.459
2	5:54.707	2:34.434	77.108
3	8:28.533	2:33.826	77.413
4	10:59.542	2:31.009	78.857
5	13:30.177	2:30.635	79.053

12 9 Wayne KIRWAN

Behind 5.762

Best Time **2:29.504** Best Speed **79.651** On 5 Gp a

Lap	Elapsed Time	Lap Time	Lap Speed
1	3:00.127	3:00.127	66.109
2	5:32.187	2:32.060	78.312
3	8:03.997	2:31.810	78.441
4	10:34.967	2:30.970	78.877
5	13:04.471	2:29.504	79.651

16 50 James BRESLIN

Behind 9.766

Best Time **2:33.508** Best Speed **77.573** On 4 Gp a

Lap	Elapsed Time	Lap Time	Lap Speed
1	3:28.369	3:28.369	57.149
2	6:04.293	2:35.924	76.371
3	8:38.364	2:34.071	77.290
4	11:11.872	2:33.508	77.573
5	13:46.082	2:34.210	77.220

THE DONNELLY GROUP BUSH ROAD RACES

SUPERSPORT 600

Group A Qualifying

Saturday, 23 June 2007

DETAILED RESULT



Qualifying Classification

Position

17 180 David IRVINE

Behind 10.006

Best Time 2:33.748 Best Speed 77.452 On 5 Gp a

Lap	Elapsed Time	Lap Time	Lap Speed
1	2:53.559	2:53.559	68.611
2	5:31.603	2:38.044	75.347
3	8:11.859	2:40.256	74.307
4	10:48.764	2:36.905	75.894
5	13:22.512	2:33.748	77.452

18 123 Declan O'MEARA

Behind 11.926

Best Time 2:35.668 Best Speed 76.497 On 5 Gp a

Lap	Elapsed Time	Lap Time	Lap Speed
1	3:34.546	3:34.546	55.504
2	6:16.725	2:42.179	73.426
3	8:56.309	2:39.584	74.620
4	11:34.095	2:37.786	75.470
5	14:09.763	2:35.668	76.497

THE DONNELLY GROUP BUSH ROAD RACES

SUPERSPORT 600


Group B Qualifying

Saturday, 23 June 2007



Pos	Class	No	Name	Machine / Sponsor	----- Best Lap -----			On	Laps
					Time	Behind	Speed		
Qualifying Classification									
1	600R	1	Darren BURNS	Yamaha - McKinsty Skip Hire	2:22.710		83.443	4	5
2	600R	38	Derek BRIEN	Kawasaki	2:25.288	2.578	81.962	3	5
3	600R	72	Kevin FITZPATRICK	Triumph 675 - Bike Depot	2:27.609	4.899	80.673	2	5
4	600R	44	Craig GIBSON	Yamaha - Leitrim Construction	2:29.286	6.576	79.767	3	5
5	600R	7	Adrian McFARLAND	Yamaha - Team Hardship Racing	2:29.621	6.911	79.588	4	5
6	600R	51	Andrew BROWN	Honda - Freeway Lift Services	2:30.438	7.728	79.156	4	5
7	600R	3	Michael DUNLOP	Honda - Crossan Motorcycles	2:31.835	9.125	78.428	4	5
8	600R	21	Alan CONNOR	Suzuki - Connor Racing	2:31.982	9.272	78.352	5	5
9	600R	2	Emlyn HUGHES	Yamaha	2:32.019	9.309	78.333	5	5
10	600R	80	Phill ARCHER	Triumph 675	2:32.073	9.363	78.305	4	5
11	600R	30	Wayne KENNEDY	Suzuki - Rainbow Amusements	2:32.627	9.917	78.021	5	5
12	600R	22	Stephen McILVENNA	Honda	2:33.135	10.425	77.762	4	5
13	600R	149	William COWDEN	Honda - Warley	2:33.400	10.690	77.628	5	5
14	600R	11	Anthony McCOLGAN	Suzuki	2:33.940	11.230	77.355	4	5
15	600R	127	James McCANN	Suzuki - N.J.T.	2:35.372	12.662	76.642	5	5
16	600R	48	Gareth COSTELLO	Yamaha	2:37.619	14.909	75.550	2	5
17	600R	26	Dennis BOOTH	Yamaha	2:37.880	15.170	75.425	5	5
18	600R	82	Simon FULTON	Honda	2:38.684	15.974	75.043	4	5
19	600R	211	Tim STEPHENSON	Honda	2:39.625	16.915	74.600	5	5
20	600R	68	Neil VICARS	Honda	2:40.469	17.759	74.208	3	5

These Results are provisional and are subject to ratification by the Stewards of the Meeting.

Track	Bush	Signed		Organising Club	Dungannon & District MCC
Length(miles)	3.3078		Chief Timekeeper	Qualifying Started	10:42:30.635
Weather	Cloudy	Issued At:	10:57:03		
Track	Dry				

MCUI
Ulster Centre
Timing
www.mcui-uc.org.uk



2&4
WHEEL MOTORSPORT
STEERING GROUP LTD.

X[®] nitec
SOLUTIONS



THE DONNELLY GROUP BUSH ROAD RACES

SUPERSPORT 600

Group B Qualifying

Saturday, 23 June 2007

DETAILED RESULT



Qualifying Classification

Position

1 1 Darren BURNS

Behind

Best Time **2:22.710** Best Speed **83.443** On **4** Gp **a**

Lap	Elapsed Time	Lap Time	Lap Speed
1	2:40.315	2:40.315	74.279
2	5:07.116	2:26.801	81.117
3	7:32.655	2:25.539	81.821
4	9:55.365	2:22.710	83.443
5	12:21.690	2:26.325	81.381

2 38 Derek BRIEN

Behind **2.578**

Best Time **2:25.288** Best Speed **81.962** On **3** Gp **a**

Lap	Elapsed Time	Lap Time	Lap Speed
1	3:04.211	3:04.211	64.644
2	5:36.276	2:32.065	78.309
3	8:01.564	2:25.288	81.962
4	10:29.853	2:28.289	80.303
5	12:59.841	2:29.988	79.394

3 72 Kevin FITZPATRICK

Behind **4.899**

Best Time **2:27.609** Best Speed **80.673** On **2** Gp **a**

Lap	Elapsed Time	Lap Time	Lap Speed
1	2:55.681	2:55.681	67.782
2	5:23.290	2:27.609	80.673
3	7:55.156	2:31.866	78.412
4	10:28.009	2:32.853	77.905
5	12:58.955	2:30.946	78.890

4 44 Craig GIBSON

Behind **6.576**

Best Time **2:29.286** Best Speed **79.767** On **3** Gp **a**

Lap	Elapsed Time	Lap Time	Lap Speed
1	3:03.639	3:03.639	64.845
2	5:39.738	2:36.099	76.285
3	8:09.024	2:29.286	79.767
4	10:38.761	2:29.737	79.527
5	13:12.058	2:33.297	77.680

Qualifying Classification

Position

5 7 Adrian McFARLAND

Behind **6.911**

Best Time **2:29.621** Best Speed **79.588** On **4** Gp **a**

Lap	Elapsed Time	Lap Time	Lap Speed
1	2:55.621	2:55.621	67.806
2	5:28.753	2:33.132	77.763
3	7:59.981	2:31.228	78.743
4	10:29.602	2:29.621	79.588
5	13:03.382	2:33.780	77.436

6 51 Andrew BROWN

Behind **7.728**

Best Time **2:30.438** Best Speed **79.156** On **4** Gp **a**

Lap	Elapsed Time	Lap Time	Lap Speed
1	3:22.664	3:22.664	58.758
2	6:10.060	2:47.396	71.137
3	8:44.718	2:34.658	76.996
4	11:15.156	2:30.438	79.156
5	13:45.909	2:30.753	78.991

7 3 Michael DUNLOP

Behind **9.125**

Best Time **2:31.835** Best Speed **78.428** On **4** Gp **a**

Lap	Elapsed Time	Lap Time	Lap Speed
1	3:33.701	3:33.701	55.723
2	6:11.031	2:37.330	75.689
3	8:45.556	2:34.525	77.062
4	11:17.391	2:31.835	78.428
5	13:55.152	2:37.761	75.482

8 21 Alan CONNOR

Behind **9.272**

Best Time **2:31.982** Best Speed **78.352** On **5** Gp **a**

Lap	Elapsed Time	Lap Time	Lap Speed
1	2:43.924	2:43.924	72.644
2	5:20.175	2:36.251	76.211
3	7:54.613	2:34.438	77.106
4	10:26.692	2:32.079	78.302
5	12:58.674	2:31.982	78.352

THE DONNELLY GROUP BUSH ROAD RACES

SUPERSPORT 600

Group B Qualifying

Saturday, 23 June 2007

DETAILED RESULT



Qualifying Classification

Position

9 2 Emlyn HUGHES

Behind 9.309

Best Time 2:32.019 Best Speed 78.333 On 5 Gp a

Lap	Elapsed Time	Lap Time	Lap Speed
1	3:21.123	3:21.123	59.208
2	5:54.193	2:33.070	77.795
3	8:28.279	2:34.086	77.282
4	11:02.496	2:34.217	77.216
5	13:34.515	2:32.019	78.333

Qualifying Classification

Position

13 149 William COWDEN

Behind 10.690

Best Time 2:33.400 Best Speed 77.628 On 5 Gp a

Lap	Elapsed Time	Lap Time	Lap Speed
1	3:05.515	3:05.515	64.189
2	5:42.613	2:37.098	75.800
3	8:17.605	2:34.992	76.830
4	10:52.310	2:34.705	76.973
5	13:25.710	2:33.400	77.628

10 80 Phill ARCHER

Behind 9.363

Best Time 2:32.073 Best Speed 78.305 On 4 Gp a

Lap	Elapsed Time	Lap Time	Lap Speed
1	2:45.880	2:45.880	71.787
2	5:20.484	2:34.604	77.023
3	7:55.005	2:34.521	77.064
4	10:27.078	2:32.073	78.305
5	12:59.403	2:32.325	78.175

14 11 Anthony McCOLGAN

Behind 11.230

Best Time 2:33.940 Best Speed 77.355 On 4 Gp a

Lap	Elapsed Time	Lap Time	Lap Speed
1	2:44.047	2:44.047	72.589
2	5:19.486	2:35.439	76.609
3	7:53.876	2:34.390	77.130
4	10:27.816	2:33.940	77.355
5	13:06.980	2:39.164	74.816

11 30 Wayne KENNEDY

Behind 9.917

Best Time 2:32.627 Best Speed 78.021 On 5 Gp a

Lap	Elapsed Time	Lap Time	Lap Speed
1	3:13.054	3:13.054	61.683
2	5:50.485	2:37.431	75.640
3	8:26.577	2:36.092	76.289
4	11:01.175	2:34.598	77.026
5	13:33.802	2:32.627	78.021

15 127 James McCANN

Behind 12.662

Best Time 2:35.372 Best Speed 76.642 On 5 Gp a

Lap	Elapsed Time	Lap Time	Lap Speed
1	3:14.807	3:14.807	61.128
2	5:52.185	2:37.378	75.665
3	8:28.058	2:35.873	76.396
4	11:05.455	2:37.397	75.656
5	13:40.827	2:35.372	76.642

12 22 Stephen McILVENNA

Behind 10.425

Best Time 2:33.135 Best Speed 77.762 On 4 Gp a

Lap	Elapsed Time	Lap Time	Lap Speed
1	2:53.429	2:53.429	68.663
2	5:27.228	2:33.799	77.426
3	8:00.968	2:33.740	77.456
4	10:34.103	2:33.135	77.762
5	13:08.991	2:34.888	76.882

16 48 Gareth COSTELLO

Behind 14.909

Best Time 2:37.619 Best Speed 75.550 On 2 Gp a

Lap	Elapsed Time	Lap Time	Lap Speed
1	3:02.045	3:02.045	65.413
2	5:39.664	2:37.619	75.550
3	8:17.344	2:37.680	75.521
4	10:55.296	2:37.952	75.390
5	13:33.208	2:37.912	75.410

THE DONNELLY GROUP BUSH ROAD RACES

SUPERSPORT 600

Group B Qualifying

Saturday, 23 June 2007

DETAILED RESULT



Qualifying Classification

Position

17 26 Dennis BOOTH

Behind 15.170

Best Time **2:37.880** Best Speed **75.425** On **5** Gp **a**

Lap	Elapsed Time	Lap Time	Lap Speed
1	3:25.368	3:25.368	57.984
2	6:07.291	2:41.923	73.542
3	8:46.758	2:39.467	74.674
4	11:27.284	2:40.526	74.182
5	14:05.164	2:37.880	75.425

18 82 Simon FULTON

Behind 15.974

Best Time **2:38.684** Best Speed **75.043** On **4** Gp **a**

Lap	Elapsed Time	Lap Time	Lap Speed
1	3:07.583	3:07.583	63.482
2	5:46.962	2:39.379	74.715
3	8:26.045	2:39.083	74.855
4	11:04.729	2:38.684	75.043
5	13:45.114	2:40.385	74.247

19 211 Tim STEPHENSON

Behind 16.915

Best Time **2:39.625** Best Speed **74.600** On **5** Gp **a**

Lap	Elapsed Time	Lap Time	Lap Speed
1	3:22.585	3:22.585	58.781
2	6:06.675	2:44.090	72.570
3	8:49.819	2:43.144	72.991
4	11:31.025	2:41.206	73.869
5	14:10.650	2:39.625	74.600

20 68 Neil VICARS

Behind 17.759

Best Time **2:40.469** Best Speed **74.208** On **3** Gp **a**

Lap	Elapsed Time	Lap Time	Lap Speed
1	3:20.468	3:20.468	59.401
2	6:04.827	2:44.359	72.452
3	8:45.296	2:40.469	74.208
4	11:27.133	2:41.837	73.581
5	14:08.739	2:41.606	73.686

THE DONNELLY GROUP BUSH ROAD RACES




SUPERSPORT 600

Combined Qualifying

Saturday, 23 June 2007

Pos	Class	No	Name	-----Best Time / Qual Laps-----		Overall Best Time / Speed / Total Qual Laps
				Session A	Session B	
Qualifying Classification						
1	600R	1	Darren BURNS	-----	2:22.710	2:22.710 83.443
2	600R	16	John BURROWS	2:23.742	-----	2:23.742 82.843
3	600R	18	Shane CONNOR	2:24.587	-----	2:24.587 82.359
4	600R	49	Conor CUMMINS	2:25.215	-----	2:25.215 82.003
5	600R	38	Derek BRIEN	-----	2:25.288	2:25.288 81.962
6	600R	71	Davy MORGAN	2:25.359	-----	2:25.359 81.922
7	600R	4	Barry DAVIDSON	2:27.111	-----	2:27.111 80.946
8	600R	70	Victor GILMORE	2:27.207	-----	2:27.207 80.893
9	600R	76	Andrew NEILL	2:27.540	-----	2:27.540 80.711
10	600R	72	Kevin FITZPATRICK	-----	2:27.609	2:27.609 80.673
11	600R	35	Trevor FERGUSON	2:27.704	-----	2:27.704 80.621
12	600R	93	Paul CRANSTON	2:28.206	-----	2:28.206 80.348
13	600R	39	James REDPATH	2:28.812	-----	2:28.812 80.021
14	600R	87	Michael WELDON	2:29.200	-----	2:29.200 79.813
15	600R	44	Craig GIBSON	-----	2:29.286	2:29.286 79.767
16	600R	9	Wayne KIRWAN	2:29.504	-----	2:29.504 79.651
17	600R	7	Adrian McFARLAND	-----	2:29.621	2:29.621 79.588
18	600R	64	Stephen McKNIGHT	2:29.628	-----	2:29.628 79.585
19	600R	41	James McCULLAGH	2:29.917	-----	2:29.917 79.431
20	600R	51	Andrew BROWN	-----	2:30.438	2:30.438 79.156
21	600R	28	Paul GARTLAND	2:30.635	-----	2:30.635 79.053
22	600R	3	Michael DUNLOP	-----	2:31.835	2:31.835 78.428
23	600R	21	Alan CONNOR	-----	2:31.982	2:31.982 78.352
24	600R	2	Emlyn HUGHES	-----	2:32.019	2:32.019 78.333
25	600R	80	Phill ARCHER	-----	2:32.073	2:32.073 78.305
26	600R	30	Wayne KENNEDY	-----	2:32.627	2:32.627 78.021
27	600R	22	Stephen McILVENNA	-----	2:33.135	2:33.135 77.762
28	600R	149	William COWDEN	-----	2:33.400	2:33.400 77.628
29	600R	50	James BRESLIN	2:33.508	-----	2:33.508 77.573
30	600R	180	David IRVINE	2:33.748	-----	2:33.748 77.452
31	600R	11	Anthony McCOLGAN	-----	2:33.940	2:33.940 77.355
32	600R	127	James McCANN	-----	2:35.372	2:35.372 76.642
33	600R	123	Declan O'MEARA	2:35.668	-----	2:35.668 76.497
34	600R	48	Gareth COSTELLO	-----	2:37.619	2:37.619 75.550
35	600R	26	Dennis BOOTH	-----	2:37.880	2:37.880 75.425
36	600R	82	Simon FULTON	-----	2:38.684	2:38.684 75.043
37	600R	211	Tim STEPHENSON	-----	2:39.625	2:39.625 74.600
38	600R	68	Neil VICARS	-----	2:40.469	2:40.469 74.208

These Results are provisional and are subject to ratification by the Stewards of the Meeting.

Track	Bush	Signed	 Chief Timekeeper	Organising Club	Dungannon & District MCC
Length(miles)	3.3078	Issued At:			
Weather	Cloudy				
Track	Dry				

MCUI
Ulster Centre
Timing
www.mcui-uc.org.uk



2&4
WHEEL MOTORSPORT
STEERING GROUP LTD.

X[®]nitec
SOLUTIONS



THE DONNELLY GROUP BUSH ROAD RACES

SUPERSPORT 600

Race 8 - McAvoy Group/Greenline Supersport

Saturday, 23 June 2007



Pos	Class	No	Name	Machine / Sponsor	Gp	Laps	Total Time	Behind	Speed	-----Best Lap-----		
										Time	Speed	On
Race Classification												
1	600R	49	Conor CUMMINS	Yamaha - JMF Team Millsport Racing	a	6	14:26.099		82.495	2:22.145	83.774	3
2	600R	18	Shane CONNOR	Yamaha - JD's Motorcycles	a	6	14:27.975	1.876	82.316	2:23.243	83.132	6
3	600R	16	John BURROWS	Honda - HM Sports Motorhomes	a	6	14:28.251	2.152	82.290	2:23.613	82.918	4
4	600R	1	Darren BURNS	Yamaha - McKinsty Skip Hire	a	6	14:28.557	2.458	82.261	2:23.512	82.976	3
5	600R	38	Derek BRIEN	Kawasaki	a	6	14:29.159	3.060	82.204	2:23.655	82.894	3
6	600R	93	Paul CRANSTON	Honda - P&J	a	6	14:43.359	17.260	80.883	2:25.107	82.064	3
7	600R	72	Kevin FITZPATRICK	Triumph 675 - Bike Depot	a	6	14:43.597	17.498	80.861	2:24.893	82.185	5
8	600R	70	Victor GILMORE	Yamaha - T Lindsay	a	6	14:45.498	19.399	80.687	2:24.989	82.131	2
9	600R	4	Barry DAVIDSON	Honda - Maine Road Racing	a	6	14:52.649	26.550	80.041	2:26.338	81.374	4
10	600R	39	James REDPATH	Yamaha - R&R Kitchens	b	6	15:03.698	37.599	79.062	2:27.043	80.984	2
11	600R	11	Anthony McCOLGAN	Suzuki	c	6	15:05.647	39.548	78.892	2:29.756	79.517	6
12	600R	28	Paul GARTLAND	Yamaha	b	6	15:07.018	40.919	78.773	2:29.556	79.623	6
13	600R	23	Andrew BRADY	Yamaha - GB Racing/Doons Stores	c	6	15:07.827	41.728	78.703	2:27.067	80.970	6
14	600R	2	Emlyn HUGHES	Yamaha	b	6	15:08.109	42.010	78.678	2:29.409	79.701	5
15	600R	64	Stephen McKNIGHT	Yamaha	b	6	15:08.752	42.653	78.623	2:29.646	79.575	5
16	600R	41	James McCULLAGH	Suzuki	b	6	15:09.040	42.941	78.598	2:29.568	79.616	5
17	600R	30	Wayne KENNEDY	Suzuki - Rainbow Amusements	c	6	15:11.567	45.468	78.380	2:30.277	79.241	6
18	600R	21	Alan CONNOR	Suzuki - Connor Racing	b	6	15:12.669	46.570	78.285	2:30.376	79.189	3
19	600R	76	Andrew NEILL	Yamaha - Moira MRC	a	6	15:18.967	52.868	77.749	2:29.516	79.644	2
20	600R	50	James BRESLIN	Kawasaki	c	6	15:21.844	55.745	77.506	2:30.461	79.144	6
21	600R	149	William COWDEN	Honda - Warley	c	6	15:33.667	1:07.568	76.525	2:32.854	77.905	4
22	600R	80	Phill ARCHER	Triumph 675	b	6	15:36.205	1:10.106	76.317	2:33.876	77.388	2
23	600R	127	James McCANN	Suzuki - N.J.T.	c	6	15:40.127	1:14.028	75.999	2:33.768	77.442	6
24	600R	180	David IRVINE	Yamaha	c	6	16:21.150	1:55.051	72.821	2:31.463	78.620	5


Fastest Lap

600R	49	Conor CUMMINS	Yamaha - JMF Team Millsport Racing	a						2:22.145	83.774	3
------	----	---------------	------------------------------------	---	--	--	--	--	--	----------	--------	---

Not Classified

DNF	600R	44	Craig GIBSON	Yamaha - Leitrim Construction	b	2	5:07.662	4 Laps	77.410	2:33.064	77.798	2
DNF	600R	35	Trevor FERGUSON	Triumph 675	a	2	6:18.077	1:10.415	62.993	2:32.858	77.903	2

These Results are provisional and are subject to ratification by the Stewards of the Meeting.

Track	Bush	Signed		Organising Club	Dungannon & District MCC
Length(miles)	3.3078		Chief Timekeeper	Warmup Started	
Weather	Cloudy			Race Started	16:22:18.106
Track	Dry	Issued At:	16:44:45	Gp Time Diff - b 23.26 / c 45.84	

THE DONNELLY GROUP BUSH ROAD RACES

SUPERSPORT 600

Race 8 - McAvoy Group/Greenline Supersport

Saturday, 23 June 2007

DETAILED RESULT



Race Classification

1 49 Conor CUMMINS

Total Time **14:26.099** Avg Speed **82.495** Behind
Best Time **2:22.145** Best Speed **83.774** On **3** Gp **a**

Lap	Elapsed Time	Lap Time	Lap Speed
1	2:27.510	2:27.510	80.727
2	4:50.994	2:23.484	82.992
3	7:13.139	2:22.145	83.774
4	9:36.796	2:23.657	82.892
5	12:00.487	2:23.691	82.873
6	14:26.099	2:25.612	81.780

2 18 Shane CONNOR

Total Time **14:27.975** Avg Speed **82.316** Behind **1.876**
Best Time **2:23.243** Best Speed **83.132** On **6** Gp **a**

Lap	Elapsed Time	Lap Time	Lap Speed
1	2:27.995	2:27.995	80.463
2	4:52.322	2:24.327	82.508
3	7:16.033	2:23.711	82.861
4	9:39.744	2:23.711	82.861
5	12:04.732	2:24.988	82.131
6	14:27.975	2:23.243	83.132

3 16 John BURROWS

Total Time **14:28.251** Avg Speed **82.290** Behind **2.152**
Best Time **2:23.613** Best Speed **82.918** On **4** Gp **a**

Lap	Elapsed Time	Lap Time	Lap Speed
1	2:27.845	2:27.845	80.544
2	4:51.775	2:23.930	82.735
3	7:15.724	2:23.949	82.724
4	9:39.337	2:23.613	82.918
5	12:04.175	2:24.838	82.217
6	14:28.251	2:24.076	82.651

4 1 Darren BURNS

Total Time **14:28.557** Avg Speed **82.261** Behind **2.458**
Best Time **2:23.512** Best Speed **82.976** On **3** Gp **a**

Lap	Elapsed Time	Lap Time	Lap Speed
1	2:28.728	2:28.728	80.066
2	4:53.233	2:24.505	82.406
3	7:16.745	2:23.512	82.976
4	9:40.570	2:23.825	82.796
5	12:04.888	2:24.318	82.513
6	14:28.557	2:23.669	82.886

Race Classification

5 38 Derek BRIEN

Total Time **14:29.159** Avg Speed **82.204** Behind **3.060**
Best Time **2:23.655** Best Speed **82.894** On **3** Gp **a**

Lap	Elapsed Time	Lap Time	Lap Speed
1	2:29.573	2:29.573	79.614
2	4:53.684	2:24.111	82.631
3	7:17.339	2:23.655	82.894
4	9:41.205	2:23.866	82.772
5	12:05.400	2:24.195	82.583
6	14:29.159	2:23.759	82.834

6 93 Paul CRANSTON

Total Time **14:43.359** Avg Speed **80.883** Behind **17.260**
Best Time **2:25.107** Best Speed **82.064** On **3** Gp **a**

Lap	Elapsed Time	Lap Time	Lap Speed
1	2:33.961	2:33.961	77.345
2	4:59.431	2:25.470	81.859
3	7:24.538	2:25.107	82.064
4	9:50.981	2:26.443	81.315
5	12:17.154	2:26.173	81.466
6	14:43.359	2:26.205	81.448

7 72 Kevin FITZPATRICK

Total Time **14:43.597** Avg Speed **80.861** Behind **17.498**
Best Time **2:24.893** Best Speed **82.185** On **5** Gp **a**

Lap	Elapsed Time	Lap Time	Lap Speed
1	2:35.151	2:35.151	76.752
2	5:02.431	2:27.280	80.853
3	7:27.492	2:25.061	82.090
4	9:52.467	2:24.975	82.139
5	12:17.360	2:24.893	82.185
6	14:43.597	2:26.237	81.430

8 70 Victor GILMORE

Total Time **14:45.498** Avg Speed **80.687** Behind **19.399**
Best Time **2:24.989** Best Speed **82.131** On **2** Gp **a**

Lap	Elapsed Time	Lap Time	Lap Speed
1	2:33.615	2:33.615	77.519
2	4:58.604	2:24.989	82.131
3	7:23.906	2:25.302	81.954
4	9:50.774	2:26.868	81.080
5	12:16.900	2:26.126	81.492
6	14:45.498	2:28.598	80.136

THE DONNELLY GROUP BUSH ROAD RACES

SUPERSPORT 600

Race 8 - McAvoy Group/Greenline Supersport

Saturday, 23 June 2007

DETAILED RESULT



Race Classification

9 **4 Barry DAVIDSON**
 Total Time **14:52.649** Avg Speed **80.041** Behind **26.550**
 Best Time **2:26.338** Best Speed **81.374** On **4** Gp **a**

Lap	Elapsed Time	Lap Time	Lap Speed
1	2:34.917	2:34.917	76.867
2	5:04.812	2:29.895	79.443
3	7:32.387	2:27.575	80.692
4	9:58.725	2:26.338	81.374
5	12:25.589	2:26.864	81.082
6	14:52.649	2:27.060	80.974

10 **39 James REDPATH**
 Total Time **15:03.698** Avg Speed **79.062** Behind **37.599**
 Best Time **2:27.043** Best Speed **80.984** On **2** Gp **b**

Lap	Elapsed Time	Lap Time	Lap Speed
1	2:32.105	2:32.105	78.289
2	4:59.148	2:27.043	80.984
3	7:28.268	2:29.120	79.856
4	10:00.783	2:32.515	78.078
5	12:32.102	2:31.319	78.695
6	15:03.698	2:31.596	78.551

11 **11 Anthony McCOLGAN**
 Total Time **15:05.647** Avg Speed **78.892** Behind **39.548**
 Best Time **2:29.756** Best Speed **79.517** On **6** Gp **c**

Lap	Elapsed Time	Lap Time	Lap Speed
1	2:34.233	2:34.233	77.208
2	5:04.085	2:29.852	79.466
3	7:34.821	2:30.736	79.000
4	10:04.988	2:30.167	79.299
5	12:35.891	2:30.903	78.912
6	15:05.647	2:29.756	79.517

12 **28 Paul GARTLAND**
 Total Time **15:07.018** Avg Speed **78.773** Behind **40.919**
 Best Time **2:29.556** Best Speed **79.623** On **6** Gp **b**

Lap	Elapsed Time	Lap Time	Lap Speed
1	2:34.977	2:34.977	76.838
2	5:05.886	2:30.909	78.909
3	7:36.430	2:30.544	79.100
4	10:07.561	2:31.131	78.793
5	12:37.462	2:29.901	79.440
6	15:07.018	2:29.556	79.623

Race Classification

13 **23 Andrew BRADY**
 Total Time **15:07.827** Avg Speed **78.703** Behind **41.728**
 Best Time **2:27.067** Best Speed **80.970** On **6** Gp **c**

Lap	Elapsed Time	Lap Time	Lap Speed
1	2:42.857	2:42.857	73.120
2	5:13.939	2:31.082	78.819
3	7:42.692	2:28.753	80.053
4	10:11.409	2:28.717	80.072
5	12:40.760	2:29.351	79.732
6	15:07.827	2:27.067	80.970

14 **2 Emlyn HUGHES**
 Total Time **15:08.109** Avg Speed **78.678** Behind **42.010**
 Best Time **2:29.409** Best Speed **79.701** On **5** Gp **b**

Lap	Elapsed Time	Lap Time	Lap Speed
1	2:36.677	2:36.677	76.004
2	5:08.247	2:31.570	78.565
3	7:38.381	2:30.134	79.316
4	10:08.664	2:30.283	79.238
5	12:38.073	2:29.409	79.701
6	15:08.109	2:30.036	79.368

15 **64 Stephen McKNIGHT**
 Total Time **15:08.752** Avg Speed **78.623** Behind **42.653**
 Best Time **2:29.646** Best Speed **79.575** On **5** Gp **b**

Lap	Elapsed Time	Lap Time	Lap Speed
1	2:37.147	2:37.147	75.777
2	5:08.455	2:31.308	78.701
3	7:38.518	2:30.063	79.354
4	10:09.134	2:30.616	79.063
5	12:38.780	2:29.646	79.575
6	15:08.752	2:29.972	79.402

16 **41 James McCULLAGH**
 Total Time **15:09.040** Avg Speed **78.598** Behind **42.941**
 Best Time **2:29.568** Best Speed **79.616** On **5** Gp **b**

Lap	Elapsed Time	Lap Time	Lap Speed
1	2:37.997	2:37.997	75.369
2	5:08.983	2:30.986	78.869
3	7:38.938	2:29.955	79.411
4	10:08.787	2:29.849	79.467
5	12:38.355	2:29.568	79.616
6	15:09.040	2:30.685	79.026

THE DONNELLY GROUP BUSH ROAD RACES

SUPERSPORT 600

Race 8 - McAvoy Group/Greenline Supersport

Saturday, 23 June 2007

DETAILED RESULT



Race Classification

17 30 Wayne KENNEDY

Total Time **15:11.567** Avg Speed **78.380** Behind **45.468**
 Best Time **2:30.277** Best Speed **79.241** On **6** Gp **c**

Lap	Elapsed Time	Lap Time	Lap Speed
1	2:36.658	2:36.658	76.013
2	5:07.122	2:30.464	79.142
3	7:38.201	2:31.079	78.820
4	10:09.535	2:31.334	78.687
5	12:41.290	2:31.755	78.469
6	15:11.567	2:30.277	79.241

18 21 Alan CONNOR

Total Time **15:12.669** Avg Speed **78.285** Behind **46.570**
 Best Time **2:30.376** Best Speed **79.189** On **3** Gp **b**

Lap	Elapsed Time	Lap Time	Lap Speed
1	2:38.597	2:38.597	75.084
2	5:09.672	2:31.075	78.822
3	7:40.048	2:30.376	79.189
4	10:11.745	2:31.697	78.499
5	12:42.260	2:30.515	79.116
6	15:12.669	2:30.409	79.171

19 76 Andrew NEILL

Total Time **15:18.967** Avg Speed **77.749** Behind **52.868**
 Best Time **2:29.516** Best Speed **79.644** On **2** Gp **a**

Lap	Elapsed Time	Lap Time	Lap Speed
1	2:38.749	2:38.749	75.012
2	5:08.265	2:29.516	79.644
3	7:39.466	2:31.201	78.757
4	10:11.027	2:31.561	78.570
5	12:44.470	2:33.443	77.606
6	15:18.967	2:34.497	77.076

20 50 James BRESLIN

Total Time **15:21.844** Avg Speed **77.506** Behind **55.745**
 Best Time **2:30.461** Best Speed **79.144** On **6** Gp **c**

Lap	Elapsed Time	Lap Time	Lap Speed
1	2:38.647	2:38.647	75.060
2	5:12.709	2:34.062	77.294
3	7:46.986	2:34.277	77.186
4	10:19.632	2:32.646	78.011
5	12:51.383	2:31.751	78.471
6	15:21.844	2:30.461	79.144

Race Classification

21 149 William COWDEN

Total Time **15:33.667** Avg Speed **76.525** Behind **1:07.568**
 Best Time **2:32.854** Best Speed **77.905** On **4** Gp **c**

Lap	Elapsed Time	Lap Time	Lap Speed
1	2:42.350	2:42.350	73.348
2	5:18.562	2:36.212	76.230
3	7:52.834	2:34.272	77.189
4	10:25.688	2:32.854	77.905
5	12:59.686	2:33.998	77.326
6	15:33.667	2:33.981	77.335

22 80 Phill ARCHER

Total Time **15:36.205** Avg Speed **76.317** Behind **1:10.106**
 Best Time **2:33.876** Best Speed **77.388** On **2** Gp **b**

Lap	Elapsed Time	Lap Time	Lap Speed
1	2:41.083	2:41.083	73.925
2	5:14.959	2:33.876	77.388
3	7:51.698	2:36.739	75.974
4	10:26.954	2:35.256	76.700
5	13:02.199	2:35.245	76.705
6	15:36.205	2:34.006	77.322

23 127 James McCANN

Total Time **15:40.127** Avg Speed **75.999** Behind **1:14.028**
 Best Time **2:33.768** Best Speed **77.442** On **6** Gp **c**

Lap	Elapsed Time	Lap Time	Lap Speed
1	2:45.277	2:45.277	72.049
2	5:21.359	2:36.082	76.294
3	7:57.702	2:36.343	76.166
4	10:32.097	2:34.395	77.127
5	13:06.359	2:34.262	77.194
6	15:40.127	2:33.768	77.442

24 180 David IRVINE

Total Time **16:21.150** Avg Speed **72.821** Behind **1:55.051**
 Best Time **2:31.463** Best Speed **78.620** On **5** Gp **c**

Lap	Elapsed Time	Lap Time	Lap Speed
1	2:39.138	2:39.138	74.829
2	5:13.311	2:34.173	77.238
3	7:47.319	2:34.008	77.321
4	10:20.161	2:32.842	77.911
5	12:51.624	2:31.463	78.620
6	16:21.150	3:29.526	56.833

Not Classified

THE DONNELLY GROUP BUSH ROAD RACES

SUPERSPORT 600

Race 8 - McAvoy Group/Greenline Supersport

Saturday, 23 June 2007

DETAILED RESULT



Not Classified

DNF 44 Craig GIBSON

Total Time **5:07.662** Avg Speed **77.410** Behind **4 Laps**

Best Time **2:33.064** Best Speed **77.798** On **2** Gp **b**

Lap	Elapsed Time	Lap Time	Lap Speed
1	2:34.598	2:34.598	77.026
2	5:07.662	2:33.064	77.798

DNF 35 Trevor FERGUSON

Total Time **6:18.077** Avg Speed **62.993** Behind **1:10.415**

Best Time **2:32.858** Best Speed **77.903** On **2** Gp **a**

Lap	Elapsed Time	Lap Time	Lap Speed
1	3:45.219	3:45.219	52.873
2	6:18.077	2:32.858	77.903

THE DONNELLY GROUP BUSH ROAD RACES

SUPERSPORT 600

Race 8 - McAvoy Group/Greenline Supersport

LAP CHART



1					2					3				
No	Name	G	Elapsed Time	Lap Time	No	Name	G	Elapsed Time	Lap Time	No	Name	G	Elapsed Time	Lap Time
49	Conor CUMMINS	a	2:27.510	2:27.510	49	Conor CUMMINS	a	4:50.994	2:23.484	49	Conor CUMMINS	a	7:13.139	2:22.145
16	John BURROWS	a	2:27.845	2:27.845	16	John BURROWS	a	4:51.775	2:23.930	16	John BURROWS	a	7:15.724	2:23.949
18	Shane CONNOR	a	2:27.995	2:27.995	18	Shane CONNOR	a	4:52.322	2:24.327	18	Shane CONNOR	a	7:16.033	2:23.711
1	Darren BURNS	a	2:28.728	2:28.728	1	Darren BURNS	a	4:53.233	2:24.505	1	Darren BURNS	a	7:16.745	2:23.512
38	Derek BRIEN	a	2:29.573	2:29.573	38	Derek BRIEN	a	4:53.684	2:24.111	38	Derek BRIEN	a	7:17.339	2:23.655
39	James REDPATH	b	2:32.105	2:32.105	70	Victor GILMORE	a	4:58.604	2:24.989	70	Victor GILMORE	a	7:23.906	2:25.302
70	Victor GILMORE	a	2:33.615	2:33.615	39	James REDPATH	b	4:59.148	2:27.043	93	Paul CRANSTON	a	7:24.538	2:25.107
93	Paul CRANSTON	a	2:33.961	2:33.961	93	Paul CRANSTON	a	4:59.431	2:25.470	72	Kevin FITZPATRICK	a	7:27.492	2:25.061
11	Anthony McCOLGAN	c	2:34.233	2:34.233	72	Kevin FITZPATRICK	a	5:02.431	2:27.280	39	James REDPATH	b	7:28.268	2:29.120
44	Craig GIBSON	b	2:34.598	2:34.598	11	Anthony McCOLGAN	c	5:04.085	2:29.852	4	Barry DAVIDSON	a	7:32.387	2:27.575
4	Barry DAVIDSON	a	2:34.917	2:34.917	4	Barry DAVIDSON	a	5:04.812	2:29.895	11	Anthony McCOLGAN	c	7:34.821	2:30.736
28	Paul GARTLAND	b	2:34.977	2:34.977	28	Paul GARTLAND	b	5:05.886	2:30.909	28	Paul GARTLAND	b	7:36.430	2:30.544
72	Kevin FITZPATRICK	a	2:35.151	2:35.151	30	Wayne KENNEDY	c	5:07.122	2:30.464	30	Wayne KENNEDY	c	7:38.201	2:31.079
30	Wayne KENNEDY	c	2:36.658	2:36.658	44	Craig GIBSON	b	5:07.662	2:33.064	2	Emlyn HUGHES	b	7:38.381	2:30.134
2	Emlyn HUGHES	b	2:36.677	2:36.677	2	Emlyn HUGHES	b	5:08.247	2:31.570	64	Stephen McKNIGHT	b	7:38.518	2:30.063
64	Stephen McKNIGHT	b	2:37.147	2:37.147	76	Andrew NEILL	a	5:08.265	2:29.516	41	James McCULLAGH	b	7:38.938	2:29.955
41	James McCULLAGH	b	2:37.997	2:37.997	64	Stephen McKNIGHT	b	5:08.455	2:31.308	76	Andrew NEILL	a	7:39.466	2:31.201
21	Alan CONNOR	b	2:38.597	2:38.597	41	James McCULLAGH	b	5:08.983	2:30.986	21	Alan CONNOR	b	7:40.048	2:30.376
50	James BRESLIN	c	2:38.647	2:38.647	21	Alan CONNOR	b	5:09.672	2:31.075	23	Andrew BRADY	c	7:42.692	2:28.753
76	Andrew NEILL	a	2:38.749	2:38.749	50	James BRESLIN	c	5:12.709	2:34.062	50	James BRESLIN	c	7:46.986	2:34.277
180	David IRVINE	c	2:39.138	2:39.138	180	David IRVINE	c	5:13.311	2:34.173	180	David IRVINE	c	7:47.319	2:34.008
80	Phill ARCHER	b	2:41.083	2:41.083	23	Andrew BRADY	c	5:13.939	2:31.082	80	Phill ARCHER	b	7:51.698	2:36.739
149	William COWDEN	c	2:42.350	2:42.350	80	Phill ARCHER	b	5:14.959	2:33.876	149	William COWDEN	c	7:52.834	2:34.272
23	Andrew BRADY	c	2:42.857	2:42.857	149	William COWDEN	c	5:18.562	2:36.212	127	James McCANN	c	7:57.702	2:36.343
127	James McCANN	c	2:45.277	2:45.277	127	James McCANN	c	5:21.359	2:36.082					
35	Trevor FERGUSON	a	3:45.219	3:45.219	35	Trevor FERGUSON	a	6:18.077	2:32.858					

THE DONNELLY GROUP BUSH ROAD RACES

SUPERSPORT 600

Race 8 - McAvoy Group/Greenline Supersport

LAP CHART



4					5					6				
No	Name	G	Elapsed Time	Lap Time	No	Name	G	Elapsed Time	Lap Time	No	Name	G	Elapsed Time	Lap Time
49	Conor CUMMINS	a	9:36.796	2:23.657	49	Conor CUMMINS	a	12:00.487	2:23.691	49	Conor CUMMINS	a	14:26.099	2:25.612
16	John BURROWS	a	9:39.337	2:23.613	16	John BURROWS	a	12:04.175	2:24.838	18	Shane CONNOR	a	14:27.975	2:23.243
18	Shane CONNOR	a	9:39.744	2:23.711	18	Shane CONNOR	a	12:04.732	2:24.988	16	John BURROWS	a	14:28.251	2:24.076
1	Darren BURNS	a	9:40.570	2:23.825	1	Darren BURNS	a	12:04.888	2:24.318	1	Darren BURNS	a	14:28.557	2:23.669
38	Derek BRIEN	a	9:41.205	2:23.866	38	Derek BRIEN	a	12:05.400	2:24.195	38	Derek BRIEN	a	14:29.159	2:23.759
70	Victor GILMORE	a	9:50.774	2:26.868	70	Victor GILMORE	a	12:16.900	2:26.126	93	Paul CRANSTON	a	14:43.359	2:26.205
93	Paul CRANSTON	a	9:50.981	2:26.443	93	Paul CRANSTON	a	12:17.154	2:26.173	72	Kevin FITZPATRICK	a	14:43.597	2:26.237
72	Kevin FITZPATRICK	a	9:52.467	2:24.975	72	Kevin FITZPATRICK	a	12:17.360	2:24.893	70	Victor GILMORE	a	14:45.498	2:28.598
4	Barry DAVIDSON	a	9:58.725	2:26.338	4	Barry DAVIDSON	a	12:25.589	2:26.864	4	Barry DAVIDSON	a	14:52.649	2:27.060
39	James REDPATH	b	10:00.783	2:32.515	39	James REDPATH	b	12:32.102	2:31.319	39	James REDPATH	b	15:03.698	2:31.596
11	Anthony McCOLGAN	c	10:04.988	2:30.167	11	Anthony McCOLGAN	c	12:35.891	2:30.903	11	Anthony McCOLGAN	c	15:05.647	2:29.756
28	Paul GARTLAND	b	10:07.561	2:31.131	28	Paul GARTLAND	b	12:37.462	2:29.901	28	Paul GARTLAND	b	15:07.018	2:29.556
2	Emlyn HUGHES	b	10:08.664	2:30.283	2	Emlyn HUGHES	b	12:38.073	2:29.409	23	Andrew BRADY	c	15:07.827	2:27.067
41	James McCULLAGH	b	10:08.787	2:29.849	41	James McCULLAGH	b	12:38.355	2:29.568	2	Emlyn HUGHES	b	15:08.109	2:30.036
64	Stephen McKNIGHT	b	10:09.134	2:30.616	64	Stephen McKNIGHT	b	12:38.780	2:29.646	64	Stephen McKNIGHT	b	15:08.752	2:29.972
30	Wayne KENNEDY	c	10:09.535	2:31.334	23	Andrew BRADY	c	12:40.760	2:29.351	41	James McCULLAGH	b	15:09.040	2:30.685
76	Andrew NEILL	a	10:11.027	2:31.561	30	Wayne KENNEDY	c	12:41.290	2:31.755	30	Wayne KENNEDY	c	15:11.567	2:30.277
23	Andrew BRADY	c	10:11.409	2:28.717	21	Alan CONNOR	b	12:42.260	2:30.515	21	Alan CONNOR	b	15:12.669	2:30.409
21	Alan CONNOR	b	10:11.745	2:31.697	76	Andrew NEILL	a	12:44.470	2:33.443	76	Andrew NEILL	a	15:18.967	2:34.497
50	James BRESLIN	c	10:19.632	2:32.646	50	James BRESLIN	c	12:51.383	2:31.751	50	James BRESLIN	c	15:21.844	2:30.461
180	David IRVINE	c	10:20.161	2:32.842	180	David IRVINE	c	12:51.624	2:31.463	149	William COWDEN	c	15:33.667	2:33.981
149	William COWDEN	c	10:25.688	2:32.854	149	William COWDEN	c	12:59.686	2:33.998	80	Phill ARCHER	b	15:36.205	2:34.006
80	Phill ARCHER	b	10:26.954	2:35.256	80	Phill ARCHER	b	13:02.199	2:35.245	127	James McCANN	c	15:40.127	2:33.768
127	James McCANN	c	10:32.097	2:34.395	127	James McCANN	c	13:06.359	2:34.262	180	David IRVINE	c	16:21.150	3:29.526