



## BUSH ROAD RACES

Friday 22<sup>nd</sup> & Saturday 23<sup>rd</sup> June 2007

promoted by Dungannon & District MCC  
[www.bushroadraces.com](http://www.bushroadraces.com)

THE DONNELLY GROUP BUSH OPEN  
&  
THE COHANNON INN & AUTO LODGE OPEN



# Bush Circuit

3.3078 miles



## LAP RECORDS

Class	Rider	Machine	m s	mph	Year
125cc	Darran Lindsay	Honda	2 29.423	79.694	2006
250cc	John Burrows	Honda	2 26.406	81.336	2006
Supersport 600	Darran Lindsay	Honda	2 22.002	83.859	2006
Open 1000cc	Paul Cranston	Honda	2 20.064	85.019	2006
Support 750cc	David Irvine	Yamaha 600	2 28.308	80.293	2006
Support 400cc	Leo Fitzgerald	Suzuki 650	2 35.293	76.681	2006
Classic 1000cc	Robert McCrum	Weslake 850	2 40.470	74.208	2006
Classic 500cc	Billy Lyle	Honda	2 48.669	70.600	2006
Classic 350cc	Adrian Elwood	Honda	2 49.270	70.350	2006
Classic 250cc	Geoff McMullan	Suzuki	2 52.574	69.003	2006


# THE DONNELLY GROUP BUSH ROAD RACES

## OPEN Group A Qualifying Friday, 22 June 2007



Pos	Class	No	Name	Machine / Sponsor	----- Best Lap -----			On	Laps
					Time	Behind	Speed		
Free Practice Classification									
1	Open	93	Paul CRANSTON	Honda - P&J	2:23.261		83.122	4	5
2	Open	49	Conor CUMMINS	Yamaha - JMF Team Millsport Racing	2:26.118	2.857	81.496	4	5
3	Open	16	John BURROWS	Honda - HM Sports Motorhomes	2:26.328	3.067	81.379	4	5
4	Open	35	Trevor FERGUSON	Triumph 675	2:27.059	3.798	80.975	3	4
5	Open	72	Kevin FITZPATRICK	Triumph 675 - Bike Depot	2:29.017	5.756	79.911	5	5
6	Open	23	Andrew BRADY	Suzuki - Brennan Lectros	2:29.085	5.824	79.874	5	5
7	Open	39	James REDPATH	Suzuki - Raymond Lilley Electrical	2:29.791	6.530	79.498	4	5
8	Open	70	Victor GILMORE	Yamaha 600 - T Lindsay Racing	2:30.073	6.812	79.349	5	5
9	Open	4	Barry DAVIDSON	Honda 600 - Maine Road Racing	2:30.481	7.220	79.133	5	5
10	Open	76	Andrew NEILL	Yamaha 600 - Moira MRC	2:32.542	9.281	78.064	3	5
11	Open	28	Paul GARTLAND	Suzuki	2:32.625	9.364	78.022	5	5
12	Open	34	Dwyer AGNEW	Kawasaki - Anglo Irish Racing	2:34.871	11.610	76.890	4	5
13	Open	53	Philip SHANNON	Honda - soldbytext.com	2:35.140	11.879	76.757	5	5
14	Open	66	Mickey FITZPATRICK	Suzuki - Bike Depot/Bluca Properties	2:36.106	12.845	76.282	4	5
15	Open	22	Stephen McLVENNA	Honda - T7 Murray	2:37.678	14.417	75.522	5	5
16	Open	50	James BRESLIN	Kawasaki	2:40.476	17.215	74.205	5	5
17	Open	191	Jack WILLIAMSON	Suzuki 750 - Maineside Racing	2:40.733	17.472	74.086	2	4
18	Open	41	James McCULLAGH	Suzuki 600	4:06.284	1:43.023	48.351	1	1

These Results are provisional and are subject to ratification by the Stewards of the Meeting.

Track	<b>Bush</b>	Signed		Organising Club	<b>Dungannon &amp; District MCC</b>
Length(miles)	<b>3.3078</b>		Chief Timekeeper	Qualifying Started	<b>20:25:05.012</b>
Weather	<b>Cloudy</b>	Issued At:	21:27:14		
Track	<b>Dry</b>				



# THE DONNELLY GROUP BUSH ROAD RACES



OPEN

Group A Qualifying

Friday, 22 June 2007

## DETAILED RESULT

### Free Practice Classification

Position

**1** 93 Paul CRANSTON

Behind

Best Time **2:23.261** Best Speed **83.122** On 4 Gp a

Lap	Elapsed Time	Lap Time	Lap Speed
1	2:42.993	2:42.993	73.059
2	5:10.713	2:27.720	80.613
3	7:35.415	2:24.702	82.294
4	9:58.676	2:23.261	83.122
5	12:25.531	2:26.855	81.087

**2** 49 Conor CUMMINS

Behind **2.857**

Best Time **2:26.118** Best Speed **81.496** On 4 Gp a

Lap	Elapsed Time	Lap Time	Lap Speed
1	2:35.904	2:35.904	76.381
2	5:03.654	2:27.750	80.596
3	7:29.918	2:26.264	81.415
4	9:56.036	2:26.118	81.496
5	12:25.160	2:29.124	79.854

**3** 16 John BURROWS

Behind **3.067**

Best Time **2:26.328** Best Speed **81.379** On 4 Gp a

Lap	Elapsed Time	Lap Time	Lap Speed
1	2:33.938	2:33.938	77.356
2	5:02.307	2:28.369	80.260
3	7:29.356	2:27.049	80.980
4	9:55.684	2:26.328	81.379
5	12:23.574	2:27.890	80.520

**4** 35 Trevor FERGUSON

Behind **3.798**

Best Time **2:27.059** Best Speed **80.975** On 3 Gp a

Lap	Elapsed Time	Lap Time	Lap Speed
1	2:46.967	2:46.967	71.320
2	5:14.296	2:27.329	80.826
3	7:41.355	2:27.059	80.975
4	10:08.761	2:27.406	80.784

### Free Practice Classification

Position

**5** 72 Kevin FITZPATRICK

Behind **5.756**

Best Time **2:29.017** Best Speed **79.911** On 5 Gp a

Lap	Elapsed Time	Lap Time	Lap Speed
1	3:10.701	3:10.701	62.444
2	5:50.763	2:40.062	74.397
3	8:23.661	2:32.898	77.883
4	10:57.353	2:33.692	77.480
5	13:26.370	2:29.017	79.911

**6** 23 Andrew BRADY

Behind **5.824**

Best Time **2:29.085** Best Speed **79.874** On 5 Gp a

Lap	Elapsed Time	Lap Time	Lap Speed
1	3:10.463	3:10.463	62.522
2	5:51.800	2:41.337	73.809
3	8:24.035	2:32.235	78.222
4	10:57.698	2:33.663	77.495
5	13:26.783	2:29.085	79.874

**7** 39 James REDPATH

Behind **6.530**

Best Time **2:29.791** Best Speed **79.498** On 4 Gp a

Lap	Elapsed Time	Lap Time	Lap Speed
1	2:55.472	2:55.472	67.863
2	5:28.019	2:32.547	78.062
3	7:57.962	2:29.943	79.417
4	10:27.753	2:29.791	79.498
5	12:58.361	2:30.608	79.067

**8** 70 Victor GILMORE

Behind **6.812**

Best Time **2:30.073** Best Speed **79.349** On 5 Gp a

Lap	Elapsed Time	Lap Time	Lap Speed
1	3:04.725	3:04.725	64.464
2	5:41.422	2:36.697	75.994
3	8:43.637	3:02.215	65.352
4	11:47.569	3:03.932	64.742
5	14:17.642	2:30.073	79.349

# THE DONNELLY GROUP BUSH ROAD RACES



OPEN

Group A Qualifying

Friday, 22 June 2007

## DETAILED RESULT

### Free Practice Classification

Position

**9** 4 Barry DAVIDSON

Behind 7.220

Best Time 2:30.481 Best Speed 79.133 On 5 Gp a

Lap	Elapsed Time	Lap Time	Lap Speed
1	3:10.970	3:10.970	62.356
2	5:52.455	2:41.485	73.741
3	8:26.030	2:33.575	77.539
4	10:59.119	2:33.089	77.785
5	13:29.600	2:30.481	79.133

### Free Practice Classification

Position

**13** 53 Philip SHANNON

Behind 11.879

Best Time 2:35.140 Best Speed 76.757 On 5 Gp a

Lap	Elapsed Time	Lap Time	Lap Speed
1	2:56.265	2:56.265	67.558
2	5:33.364	2:37.099	75.800
3	8:08.904	2:35.540	76.560
4	10:45.788	2:36.884	75.904
5	13:20.928	2:35.140	76.757

**10** 76 Andrew NEILL

Behind 9.281

Best Time 2:32.542 Best Speed 78.064 On 3 Gp a

Lap	Elapsed Time	Lap Time	Lap Speed
1	2:46.862	2:46.862	71.365
2	5:20.969	2:34.107	77.272
3	7:53.511	2:32.542	78.064
4	10:26.186	2:32.675	77.996
5	12:59.465	2:33.279	77.689

**14** 66 Mickey FITZPATRICK

Behind 12.845

Best Time 2:36.106 Best Speed 76.282 On 4 Gp a

Lap	Elapsed Time	Lap Time	Lap Speed
1	3:13.463	3:13.463	61.552
2	5:53.986	2:40.523	74.183
3	8:36.528	2:42.542	73.262
4	11:12.634	2:36.106	76.282
5	13:49.787	2:37.153	75.774

**11** 28 Paul GARTLAND

Behind 9.364

Best Time 2:32.625 Best Speed 78.022 On 5 Gp a

Lap	Elapsed Time	Lap Time	Lap Speed
1	3:42.804	3:42.804	53.446
2	6:20.584	2:37.780	75.473
3	8:57.538	2:36.954	75.870
4	11:30.481	2:32.943	77.860
5	14:03.106	2:32.625	78.022

**15** 22 Stephen McILVENNA

Behind 14.417

Best Time 2:37.678 Best Speed 75.522 On 5 Gp a

Lap	Elapsed Time	Lap Time	Lap Speed
1	3:12.307	3:12.307	61.922
2	5:52.852	2:40.545	74.173
3	8:33.347	2:40.495	74.196
4	11:11.175	2:37.828	75.450
5	13:48.853	2:37.678	75.522

**12** 34 Dwyer AGNEW

Behind 11.610

Best Time 2:34.871 Best Speed 76.890 On 4 Gp a

Lap	Elapsed Time	Lap Time	Lap Speed
1	3:21.097	3:21.097	59.216
2	6:03.728	2:42.631	73.221
3	8:42.493	2:38.765	75.004
4	11:17.364	2:34.871	76.890
5	13:53.486	2:36.122	76.274

**16** 50 James BRESLIN

Behind 17.215

Best Time 2:40.476 Best Speed 74.205 On 5 Gp a

Lap	Elapsed Time	Lap Time	Lap Speed
1	3:08.809	3:08.809	63.069
2	5:52.315	2:43.506	72.830
3	8:36.306	2:43.991	72.614
4	11:19.689	2:43.383	72.884
5	14:00.165	2:40.476	74.205

# THE DONNELLY GROUP BUSH ROAD RACES

OPEN

Group A Qualifying

Friday, 22 June 2007

DETAILED RESULT



## Free Practice Classification

Position

**17** 191 Jack WILLIAMSON

Behind 17.472

Best Time 2:40.733 Best Speed 74.086 On 2 Gp a

Lap	Elapsed Time	Lap Time	Lap Speed
1	3:14.040	3:14.040	61.369
2	5:54.773	2:40.733	74.086
3	9:43.787	3:49.014	51.997
4	12:29.657	2:45.870	71.792

**18** 41 James McCULLAGH

Behind 1:43.023

Best Time 4:06.284 Best Speed 48.351 On 1 Gp a

Lap	Elapsed Time	Lap Time	Lap Speed
1	4:06.284	4:06.284	48.351




# THE DONNELLY GROUP BUSH ROAD RACES

## OPEN Group B Qualifying Friday, 22 June 2007



Pos	Class	No	Name	Machine / Sponsor	----- Best Lap -----			Laps	
					Time	Behind	Speed		
Qualifying Classification									
1	Open	1	Darren BURNS	Yamaha 600 - McKinstry Skip Hire	2:26.699		81.174	4	5
2	Open	18	Shane CONNOR	Yamaha - JD's Motorcycles	2:28.850	2.151	80.001	5	5
3	Open	71	Davy MORGAN	Honda - Investasure	2:28.993	2.294	79.924	4	5
4	Open	38	Derek BRIEN	Suzuki	2:29.466	2.767	79.671	5	5
5	Open	6	William DUNLOP	Suzuki - Raymond Lilley Electrical	2:29.634	2.935	79.581	5	5
6	Open	87	Michael WELDON	Yamaha	2:30.364	3.665	79.195	5	5
7	Open	3	Michael DUNLOP	Yamaha - D & M Racing	2:31.610	4.911	78.544	5	5
8	Open	51	Andrew BROWN	Aprilia - Freeway Lift Services	2:33.311	6.612	77.673	5	5
9	Open	41	James McCULLAGH	Suzuki 600	2:33.505	6.806	77.575	5	5
10	Open	11	Anthony McCOLGAN	Suzuki 600	2:35.426	8.727	76.616	5	5
11	Open	123	Declan O'MEARA	Yamaha	2:35.805	9.106	76.429	5	5
12	Open	2	Emlyn HUGHES	Yamaha 600	2:35.970	9.271	76.349	5	5
13	Open	80	Phill ARCHER	Triumph 675	2:36.784	10.085	75.952	5	5
14	Open	30	Wayne KENNEDY	Suzuki 600 - Rainbow Amusements	2:39.494	12.795	74.662	5	5
15	Open	21	Alan CONNOR	Suzuki - Dunshaughlin RRSC	2:39.836	13.137	74.502	5	5
16	Open	26	Dennis BOOTH	Suzuki 750	2:40.447	13.748	74.218	5	5
17	Open	9	Wayne KIRWAN	Yamaha - JD's Motorcycles	2:40.893	14.194	74.012	3	5
18	Open	48	Gareth COSTELLO	Yamaha 600	2:41.227	14.528	73.859	5	5
19	Open	151	Mark MORGAN	Suzuki 750 - Sam McKeown	2:44.552	17.853	72.367	5	5
20	Open	62	Neil CUDWORTH	Yamaha 250	2:46.240	19.541	71.632	4	5
21	Open	82	Simon FULTON	Honda 600	2:46.409	19.710	71.559	5	5

These Results are provisional and are subject to ratification by the Stewards of the Meeting.

Track	<b>Bush</b>	Signed		Organising Club	<b>Dungannon &amp; District MCC</b>
Length(miles)	<b>3.3078</b>		Chief Timekeeper	Qualifying Started	<b>20:41:40.687</b>
Weather	<b>Cloudy</b>	Issued At:	21:20:37		
Track	<b>Dry</b>				



# THE DONNELLY GROUP BUSH ROAD RACES



OPEN

Group B Qualifying

Friday, 22 June 2007

DETAILED RESULT

## Qualifying Classification

Position

**1** 1 Darren BURNS

Behind

Best Time **2:26.699** Best Speed **81.174** On **4** Gp **a**

Lap	Elapsed Time	Lap Time	Lap Speed
1	2:41.301	2:41.301	73.825
2	5:11.717	2:30.416	79.168
3	7:38.834	2:27.117	80.943
4	10:05.533	2:26.699	81.174
5	12:32.891	2:27.358	80.811

**2** 18 Shane CONNOR

Behind **2.151**

Best Time **2:28.850** Best Speed **80.001** On **5** Gp **a**

Lap	Elapsed Time	Lap Time	Lap Speed
1	3:04.988	3:04.988	64.372
2	5:42.056	2:37.068	75.815
3	8:17.963	2:35.907	76.379
4	10:48.623	2:30.660	79.039
5	13:17.473	2:28.850	80.001

**3** 71 Davy MORGAN

Behind **2.294**

Best Time **2:28.993** Best Speed **79.924** On **4** Gp **a**

Lap	Elapsed Time	Lap Time	Lap Speed
1	2:53.542	2:53.542	68.618
2	5:33.264	2:39.722	74.555
3	8:03.931	2:30.667	79.036
4	10:32.924	2:28.993	79.924
5	13:02.574	2:29.650	79.573

**4** 38 Derek BRIEN

Behind **2.767**

Best Time **2:29.466** Best Speed **79.671** On **5** Gp **a**

Lap	Elapsed Time	Lap Time	Lap Speed
1	2:52.060	2:52.060	69.209
2	5:30.344	2:38.284	75.232
3	8:02.255	2:31.911	78.389
4	10:32.224	2:29.969	79.404
5	13:01.690	2:29.466	79.671

## Qualifying Classification

Position

**5** 6 William DUNLOP

Behind **2.935**

Best Time **2:29.634** Best Speed **79.581** On **5** Gp **a**

Lap	Elapsed Time	Lap Time	Lap Speed
1	3:47.311	3:47.311	52.387
2	6:27.896	2:40.585	74.154
3	9:05.196	2:37.300	75.703
4	11:45.622	2:40.426	74.228
5	14:15.256	2:29.634	79.581

**6** 87 Michael WELDON

Behind **3.665**

Best Time **2:30.364** Best Speed **79.195** On **5** Gp **a**

Lap	Elapsed Time	Lap Time	Lap Speed
1	2:41.898	2:41.898	73.553
2	5:15.136	2:33.238	77.710
3	7:47.887	2:32.751	77.957
4	10:18.504	2:30.617	79.062
5	12:48.868	2:30.364	79.195

**7** 3 Michael DUNLOP

Behind **4.911**

Best Time **2:31.610** Best Speed **78.544** On **5** Gp **a**

Lap	Elapsed Time	Lap Time	Lap Speed
1	3:40.686	3:40.686	53.959
2	6:26.362	2:45.676	71.876
3	9:04.565	2:38.203	75.271
4	11:37.996	2:33.431	77.612
5	14:09.606	2:31.610	78.544

**8** 51 Andrew BROWN

Behind **6.612**

Best Time **2:33.311** Best Speed **77.673** On **5** Gp **a**

Lap	Elapsed Time	Lap Time	Lap Speed
1	3:04.656	3:04.656	64.488
2	5:42.908	2:38.252	75.248
3	8:22.222	2:39.314	74.746
4	10:58.088	2:35.866	76.399
5	13:31.399	2:33.311	77.673



# THE DONNELLY GROUP BUSH ROAD RACES



OPEN

Group B Qualifying

Friday, 22 June 2007

DETAILED RESULT

## Qualifying Classification

Position

**9** 41 James McCULLAGH

Behind 6.806

Best Time 2:33.505 Best Speed 77.575 On 5 Gp a

Lap	Elapsed Time	Lap Time	Lap Speed
1	3:04.657	3:04.657	64.488
2	5:47.866	2:43.209	72.962
3	8:27.499	2:39.633	74.597
4	11:02.698	2:35.199	76.728
5	13:36.203	2:33.505	77.575

## Qualifying Classification

Position

**13** 80 Phill ARCHER

Behind 10.085

Best Time 2:36.784 Best Speed 75.952 On 5 Gp a

Lap	Elapsed Time	Lap Time	Lap Speed
1	2:52.704	2:52.704	68.951
2	5:38.917	2:46.213	71.643
3	8:17.612	2:38.695	75.038
4	10:56.812	2:39.200	74.799
5	13:33.596	2:36.784	75.952

**10** 11 Anthony McCOLGAN

Behind 8.727

Best Time 2:35.426 Best Speed 76.616 On 5 Gp a

Lap	Elapsed Time	Lap Time	Lap Speed
1	2:51.740	2:51.740	69.338
2	5:39.757	2:48.017	70.874
3	8:20.833	2:41.076	73.928
4	10:59.535	2:38.702	75.034
5	13:34.961	2:35.426	76.616

**14** 30 Wayne KENNEDY

Behind 12.795

Best Time 2:39.494 Best Speed 74.662 On 5 Gp a

Lap	Elapsed Time	Lap Time	Lap Speed
1	3:13.241	3:13.241	61.623
2	6:04.211	2:50.970	69.650
3	8:51.091	2:46.880	71.357
4	11:34.191	2:43.100	73.011
5	14:13.685	2:39.494	74.662

**11** 123 Declan O'MEARA

Behind 9.106

Best Time 2:35.805 Best Speed 76.429 On 5 Gp a

Lap	Elapsed Time	Lap Time	Lap Speed
1	3:03.687	3:03.687	64.828
2	5:47.080	2:43.393	72.880
3	8:29.237	2:42.157	73.435
4	11:06.780	2:37.543	75.586
5	13:42.585	2:35.805	76.429

**15** 21 Alan CONNOR

Behind 13.137

Best Time 2:39.836 Best Speed 74.502 On 5 Gp a

Lap	Elapsed Time	Lap Time	Lap Speed
1	3:12.574	3:12.574	61.836
2	6:03.959	2:51.385	69.481
3	8:50.789	2:46.830	71.379
4	11:33.202	2:42.413	73.320
5	14:13.038	2:39.836	74.502

**12** 2 Emlyn HUGHES

Behind 9.271

Best Time 2:35.970 Best Speed 76.349 On 5 Gp a

Lap	Elapsed Time	Lap Time	Lap Speed
1	3:05.670	3:05.670	64.136
2	5:48.379	2:42.709	73.186
3	8:28.038	2:39.659	74.584
4	11:05.617	2:37.579	75.569
5	13:41.587	2:35.970	76.349

**16** 26 Dennis BOOTH

Behind 13.748

Best Time 2:40.447 Best Speed 74.218 On 5 Gp a

Lap	Elapsed Time	Lap Time	Lap Speed
1	3:33.537	3:33.537	55.766
2	6:26.998	2:53.461	68.650
3	9:17.020	2:50.022	70.038
4	12:00.679	2:43.659	72.762
5	14:41.126	2:40.447	74.218

# THE DONNELLY GROUP BUSH ROAD RACES



OPEN

Group B Qualifying

Friday, 22 June 2007

DETAILED RESULT

## Qualifying Classification

Position

**17** 9 Wayne KIRWAN

Behind 14.194

Best Time 2:40.893 Best Speed 74.012 On 3 Gp a

Lap	Elapsed Time	Lap Time	Lap Speed
1	2:57.733	2:57.733	67.000
2	5:40.902	2:43.169	72.980
3	8:21.795	2:40.893	74.012
4	11:37.443	3:15.648	60.865
5	14:22.854	2:45.411	71.991

**18** 48 Gareth COSTELLO

Behind 14.528

Best Time 2:41.227 Best Speed 73.859 On 5 Gp a

Lap	Elapsed Time	Lap Time	Lap Speed
1	3:34.121	3:34.121	55.614
2	6:20.980	2:46.859	71.366
3	9:05.483	2:44.503	72.388
4	11:47.168	2:41.685	73.650
5	14:28.395	2:41.227	73.859

**19** 151 Mark MORGAN

Behind 17.853

Best Time 2:44.552 Best Speed 72.367 On 5 Gp a

Lap	Elapsed Time	Lap Time	Lap Speed
1	3:34.511	3:34.511	55.513
2	6:27.333	2:52.822	68.904
3	9:17.569	2:50.236	69.950
4	12:03.341	2:45.772	71.834
5	14:47.893	2:44.552	72.367

**20** 62 Neil CUDWORTH

Behind 19.541

Best Time 2:46.240 Best Speed 71.632 On 4 Gp a

Lap	Elapsed Time	Lap Time	Lap Speed
1	3:22.326	3:22.326	58.856
2	6:16.283	2:53.957	68.454
3	9:04.638	2:48.355	70.732
4	11:50.878	2:46.240	71.632
5	14:37.753	2:46.875	71.359

## Qualifying Classification

Position

**21** 82 Simon FULTON

Behind 19.710

Best Time 2:46.409 Best Speed 71.559 On 5 Gp a

Lap	Elapsed Time	Lap Time	Lap Speed
1	3:11.685	3:11.685	62.123
2	6:03.185	2:51.500	69.435
3	8:54.716	2:51.531	69.422
4	11:46.416	2:51.700	69.354
5	14:32.825	2:46.409	71.559

THE DONNELLY GROUP BUSH ROAD RACES




OPEN

Combined Qualifying

Friday, 22 June 2007

Pos	Class	No	Name	-----Best Time / Qual Laps-----		Overall Best Time / Speed / Total Qual Laps
				Session A	Session B	
<b>Qualifying Classification</b>						
1	Open	93	Paul CRANSTON	2:23.261	-----	2:23.261 83.122
2	Open	49	Conor CUMMINS	2:26.118	-----	2:26.118 81.496
3	Open	16	John BURROWS	2:26.328	-----	2:26.328 81.379
4	Open	1	Darren BURNS	-----	2:26.699	2:26.699 81.174
5	Open	35	Trevor FERGUSON	2:27.059	-----	2:27.059 80.975
6	Open	18	Shane CONNOR	-----	2:28.850	2:28.850 80.001
7	Open	71	Davy MORGAN	-----	2:28.993	2:28.993 79.924
8	Open	72	Kevin FITZPATRICK	2:29.017	-----	2:29.017 79.911
9	Open	23	Andrew BRADY	2:29.085	-----	2:29.085 79.874
10	Open	38	Derek BRIEN	-----	2:29.466	2:29.466 79.671
11	Open	6	William DUNLOP	-----	2:29.634	2:29.634 79.581
12	Open	39	James REDPATH	2:29.791	-----	2:29.791 79.498
13	Open	70	Victor GILMORE	2:30.073	-----	2:30.073 79.349
14	Open	87	Michael WELDON	-----	2:30.364	2:30.364 79.195
15	Open	4	Barry DAVIDSON	2:30.481	-----	2:30.481 79.133
16	Open	3	Michael DUNLOP	-----	2:31.610	2:31.610 78.544
17	Open	76	Andrew NEILL	2:32.542	-----	2:32.542 78.064
18	Open	28	Paul GARTLAND	2:32.625	-----	2:32.625 78.022
19	Open	51	Andrew BROWN	-----	2:33.311	2:33.311 77.673
20	Open	41	James McCULLAGH	4:06.284	2:33.505	2:33.505 77.575
21	Open	34	Dwyer AGNEW	2:34.871	-----	2:34.871 76.890
22	Open	53	Philip SHANNON	2:35.140	-----	2:35.140 76.757
23	Open	11	Anthony McCOLGAN	-----	2:35.426	2:35.426 76.616
24	Open	123	Declan O'MEARA	-----	2:35.805	2:35.805 76.429
25	Open	2	Emlyn HUGHES	-----	2:35.970	2:35.970 76.349
26	Open	66	Mickey FITZPATRICK	2:36.106	-----	2:36.106 76.282
27	Open	80	Phill ARCHER	-----	2:36.784	2:36.784 75.952
28	Open	22	Stephen McILVENNA	2:37.678	-----	2:37.678 75.522
29	Open	30	Wayne KENNEDY	-----	2:39.494	2:39.494 74.662
30	Open	21	Alan CONNOR	-----	2:39.836	2:39.836 74.502
31	Open	26	Dennis BOOTH	-----	2:40.447	2:40.447 74.218
32	Open	50	James BRESLIN	2:40.476	-----	2:40.476 74.205
33	Open	191	Jack WILLIAMSON	2:40.733	-----	2:40.733 74.086
34	Open	9	Wayne KIRWAN	-----	2:40.893	2:40.893 74.012
35	Open	48	Gareth COSTELLO	-----	2:41.227	2:41.227 73.859
36	Open	151	Mark MORGAN	-----	2:44.552	2:44.552 72.367
37	Open	62	Neil CUDWORTH	-----	2:46.240	2:46.240 71.632
38	Open	82	Simon FULTON	-----	2:46.409	2:46.409 71.559

These Results are provisional and are subject to ratification by the Stewards of the Meeting.

Track	<b>Bush</b>	Signed		Organising Club	<b>Dungannon &amp; District MCC</b>
Length(miles)	<b>3.3078</b>	Chief Timekeeper			
Weather	<b>Cloudy</b>	Issued At:			
Track	<b>Dry</b>				

MCUI  
Ulster Centre  
Timing  
www.mcui-uc.org.uk



**2&4**  
WHEEL MOTORSPORT  
STEERING GROUP LTD.

**X<sup>3</sup>nitec**  
SOLUTIONS



# THE DONNELLY GROUP BUSH ROAD RACES

OPEN

Race 6 - The Donnelly Group Bush Open

Saturday, 23 June 2007



Pos	Class	No	Name	Machine / Sponsor	Gp	Laps	Total Time	Behind	Speed	-----Best Lap-----		
										Time	Speed	On
<b>Race Classification</b>												
1	Open	49	Conor CUMMINS	Yamaha - JMF Team Millsport Racing	a	8	19:16.234		82.392	2:20.954	84.482	6
2	Open	93	Paul CRANSTON	Honda - P&J	a	8	19:16.289	0.055	82.388	2:21.236	84.313	6
3	Open	16	John BURROWS	Honda - HM Sports Motorhomes	a	8	19:34.580	18.346	81.105	2:24.604	82.350	4
4	Open	35	Trevor FERGUSON	Triumph 675	a	8	19:42.595	26.361	80.556	2:25.607	81.782	8
5	Open	23	Andrew BRADY	Suzuki - Brennan Lectros	a	8	19:54.385	38.151	79.760	2:26.904	81.060	6
6	Open	18	Shane CONNOR	Yamaha - JD's Motorcycles	a	8	19:57.641	41.407	79.544	2:27.602	80.677	7
7	Open	39	James REDPATH	Suzuki - Raymond Lilley Electrical	a	8	20:02.411	46.177	79.228	2:27.523	80.720	8
8	Open	70	Victor GILMORE	Yamaha 600 - T Lindsay Racing	b	8	20:04.783	48.549	79.072	2:27.811	80.563	6
9	Open	38	Derek BRIEN	Suzuki	a	8	20:07.470	51.236	78.896	2:25.528	81.827	8
10	Open	51	Andrew BROWN	Aprilia - Freeway Lift Services	b	8	20:31.188	1:14.954	77.376	2:28.393	80.247	7
11	Open	28	Paul GARTLAND	Suzuki	b	8	20:31.979	1:15.745	77.327	2:29.881	79.450	7
12	Open	11	Anthony McCOLGAN	Suzuki 600	c	8	20:44.437	1:28.203	76.552	2:31.701	78.497	8
13	Open	41	James McCULLAGH	Suzuki 600	b	8	20:47.250	1:31.016	76.380	2:29.658	79.569	7
14	Open	21	Alan CONNOR	Suzuki - Dunshaughlin RRSC	c	8	21:00.913	1:44.679	75.552	2:31.386	78.660	8
15	Open	66	Mickey FITZPATRICK	Suzuki - Bike Depot/Bluca Properties	b	8	21:06.410	1:50.176	75.224	2:34.331	77.159	7
16	Open	2	Emlyn HUGHES	Yamaha 600	b	8	21:06.607	1:50.373	75.212	2:35.458	76.600	2
17	Open	123	Declan O'MEARA	Yamaha	b	8	21:15.497	1:59.263	74.688	2:33.297	77.680	8
18	Open	80	Phill ARCHER	Triumph 675	b	8	21:20.698	2:04.464	74.385	2:35.303	76.676	8
19	Open	50	James BRESLIN	Kawasaki	c	7	18:34.339	1 Lap	74.804	2:34.865	76.893	7
20	Open	30	Wayne KENNEDY	Suzuki 600 - Rainbow Amusements	c	7	18:34.421	0.082	74.798	2:35.338	76.659	7
21	Open	191	Jack WILLIAMSON	Suzuki 750 - Maineside Racing	c	7	18:52.911	18.572	73.577	2:37.024	75.836	6
22	Open	82	Simon FULTON	Honda 600	a	7	19:38.218	1:03.879	70.748	2:36.913	75.890	6


## Fastest Lap

Open	49	Conor CUMMINS	Yamaha - JMF Team Millsport Racing	a						2:20.954	84.482	6
------	----	---------------	------------------------------------	---	--	--	--	--	--	----------	--------	---

## Not Classified

DNF	Open	22	Stephen McILVENNA	Honda - T7 Murray	c	7	18:30.196	1 Lap	75.083	2:35.299	76.678	7
DNF	Open	48	Gareth COSTELLO	Yamaha 600	c	7	18:31.030	0.834	75.026	2:33.600	77.527	6
DNF	Open	87	Michael WELDON	Yamaha	b	7	18:54.416	24.220	73.480	2:31.239	78.737	7
DNF	Open	6	William DUNLOP	Suzuki - Raymond Lilley Electrical	a	6	15:24.378	2 Laps	77.294	2:28.390	80.249	5
DNF	Open	53	Philip SHANNON	Honda - soldbytext.com	b	4	10:32.342	4 Laps	75.327	2:34.612	77.019	3
DNF	Open	9	Wayne KIRWAN	Yamaha - JD's Motorcycles	c	4	10:34.318	1.976	75.092	2:35.939	76.364	3
DNF	Open	34	Dwyer AGNEW	Kawasaki - Anglo Irish Racing	a	2	5:33.467	6 Laps	71.420	2:34.246	77.202	2
DNF	Open	76	Andrew NEILL	Yamaha 600 - Moira MRC	b	2	5:38.477	5.010	70.363	2:47.494	71.096	2
DNF	Open	1	Darren BURNS	Honda 600 - McKinstry Skip Hire	a	1	3:20.409	7 Laps	59.419	3:20.409	59.419	1

These Results are provisional and are subject to ratification by the Stewards of the Meeting.

Track	<b>Bush</b>	Signed		Organising Club	<b>Dungannon &amp; District MCC</b>
Length(miles)	<b>3.3078</b>		Chief Timekeeper	Warmup Started	
Weather	<b>Cloudy</b>			Race Started	<b>15:43:40.338</b>
Track	<b>Dry</b>	Issued At:	16:18:17	Gp Time Diff - b	<b>21.05 / c 45.11</b>

# THE DONNELLY GROUP BUSH ROAD RACES



OPEN

Race 6 - The Donnelly Group Bush Open

Saturday, 23 June 2007

## DETAILED RESULT

### Race Classification

#### **1** 49 Conor CUMMINS

Total Time **19:16.234** Avg Speed **82.392** Behind  
 Best Time **2:20.954** Best Speed **84.482** On **6** Gp **a**

Lap	Elapsed Time	Lap Time	Lap Speed
1	2:32.089	2:32.089	78.297
2	4:56.800	2:24.711	82.289
3	7:21.861	2:25.061	82.090
4	9:46.494	2:24.633	82.333
5	12:09.224	2:22.730	83.431
6	14:30.178	2:20.954	84.482
7	16:53.235	2:23.057	83.240
8	19:16.234	2:22.999	83.274

#### **2** 93 Paul CRANSTON

Total Time **19:16.289** Avg Speed **82.388** Behind **0.055**  
 Best Time **2:21.236** Best Speed **84.313** On **6** Gp **a**

Lap	Elapsed Time	Lap Time	Lap Speed
1	2:31.020	2:31.020	78.851
2	4:56.396	2:25.376	81.912
3	7:21.698	2:25.302	81.954
4	9:46.240	2:24.542	82.385
5	12:08.950	2:22.710	83.443
6	14:30.186	2:21.236	84.313
7	16:53.700	2:23.514	82.975
8	19:16.289	2:22.589	83.513

#### **3** 16 John BURROWS

Total Time **19:34.580** Avg Speed **81.105** Behind **18.346**  
 Best Time **2:24.604** Best Speed **82.350** On **4** Gp **a**

Lap	Elapsed Time	Lap Time	Lap Speed
1	2:30.110	2:30.110	79.329
2	4:56.138	2:26.028	81.547
3	7:21.464	2:25.326	81.940
4	9:46.068	2:24.604	82.350
5	12:10.987	2:24.919	82.171
6	14:36.516	2:25.529	81.826
7	17:03.779	2:27.263	80.863
8	19:34.580	2:30.801	78.966

### Race Classification

#### **4** 35 Trevor FERGUSON

Total Time **19:42.595** Avg Speed **80.556** Behind **26.361**  
 Best Time **2:25.607** Best Speed **81.782** On **8** Gp **a**

Lap	Elapsed Time	Lap Time	Lap Speed
1	2:32.711	2:32.711	77.978
2	4:59.241	2:26.530	81.267
3	7:25.711	2:26.470	81.300
4	9:52.695	2:26.984	81.016
5	12:22.210	2:29.515	79.645
6	14:50.392	2:28.182	80.361
7	17:16.988	2:26.596	81.231
8	19:42.595	2:25.607	81.782

#### **5** 23 Andrew BRADY

Total Time **19:54.385** Avg Speed **79.760** Behind **38.151**  
 Best Time **2:26.904** Best Speed **81.060** On **6** Gp **a**

Lap	Elapsed Time	Lap Time	Lap Speed
1	2:37.509	2:37.509	75.603
2	5:07.671	2:30.162	79.302
3	7:36.189	2:28.518	80.179
4	10:04.446	2:28.257	80.321
5	12:32.762	2:28.316	80.289
6	14:59.666	2:26.904	81.060
7	17:26.817	2:27.151	80.924
8	19:54.385	2:27.568	80.696

#### **6** 18 Shane CONNOR

Total Time **19:57.641** Avg Speed **79.544** Behind **41.407**  
 Best Time **2:27.602** Best Speed **80.677** On **7** Gp **a**

Lap	Elapsed Time	Lap Time	Lap Speed
1	2:37.054	2:37.054	75.822
2	5:07.293	2:30.239	79.261
3	7:36.011	2:28.718	80.072
4	10:04.300	2:28.289	80.303
5	12:33.295	2:28.995	79.923
6	15:01.733	2:28.438	80.223
7	17:29.335	2:27.602	80.677
8	19:57.641	2:28.306	80.294



# THE DONNELLY GROUP BUSH ROAD RACES



OPEN

Race 6 - The Donnelly Group Bush Open

Saturday, 23 June 2007

## DETAILED RESULT

### Race Classification

**7**      **39 James REDPATH**  
 Total Time    **20:02.411** Avg Speed    **79.228** Behind    **46.177**  
 Best Time    **2:27.523** Best Speed    **80.720** On    **8** Gp    **a**

Lap	Elapsed Time	Lap Time	Lap Speed
1	2:41.564	2:41.564	73.705
2	5:12.788	2:31.224	78.745
3	7:42.575	2:29.787	79.500
4	10:11.053	2:28.478	80.201
5	12:39.399	2:28.346	80.272
6	15:07.206	2:27.807	80.565
7	17:34.888	2:27.682	80.633
8	20:02.411	2:27.523	80.720

**8**      **70 Victor GILMORE**  
 Total Time    **20:04.783** Avg Speed    **79.072** Behind    **48.549**  
 Best Time    **2:27.811** Best Speed    **80.563** On    **6** Gp    **b**

Lap	Elapsed Time	Lap Time	Lap Speed
1	2:39.864	2:39.864	74.489
2	5:11.582	2:31.718	78.488
3	7:41.524	2:29.942	79.418
4	10:10.360	2:28.836	80.008
5	12:40.016	2:29.656	79.570
6	15:07.827	2:27.811	80.563
7	17:36.673	2:28.846	80.003
8	20:04.783	2:28.110	80.400

**9**      **38 Derek BRIEN**  
 Total Time    **20:07.470** Avg Speed    **78.896** Behind    **51.236**  
 Best Time    **2:25.528** Best Speed    **81.827** On    **8** Gp    **a**

Lap	Elapsed Time	Lap Time	Lap Speed
1	2:50.960	2:50.960	69.654
2	5:23.274	2:32.314	78.181
3	7:53.066	2:29.792	79.497
4	10:22.008	2:28.942	79.951
5	12:49.658	2:27.650	80.651
6	15:16.022	2:26.364	81.359
7	17:41.942	2:25.920	81.607
8	20:07.470	2:25.528	81.827

### Race Classification

**10**     **51 Andrew BROWN**  
 Total Time    **20:31.188** Avg Speed    **77.376** Behind    **1:14.954**  
 Best Time    **2:28.393** Best Speed    **80.247** On    **7** Gp    **b**

Lap	Elapsed Time	Lap Time	Lap Speed
1	2:51.500	2:51.500	69.435
2	5:32.890	2:41.390	73.784
3	8:02.955	2:30.065	79.353
4	10:35.593	2:32.638	78.015
5	13:04.779	2:29.186	79.820
6	15:33.947	2:29.168	79.830
7	18:02.340	2:28.393	80.247
8	20:31.188	2:28.848	80.002

**11**     **28 Paul GARTLAND**  
 Total Time    **20:31.979** Avg Speed    **77.327** Behind    **1:15.745**  
 Best Time    **2:29.881** Best Speed    **79.450** On    **7** Gp    **b**

Lap	Elapsed Time	Lap Time	Lap Speed
1	2:43.621	2:43.621	72.778
2	5:18.550	2:34.929	76.862
3	7:52.484	2:33.934	77.358
4	10:26.559	2:34.075	77.288
5	12:59.658	2:33.099	77.780
6	15:32.086	2:32.428	78.123
7	18:01.967	2:29.881	79.450
8	20:31.979	2:30.012	79.381

**12**     **11 Anthony McCOLGAN**  
 Total Time    **20:44.437** Avg Speed    **76.552** Behind    **1:28.203**  
 Best Time    **2:31.701** Best Speed    **78.497** On    **8** Gp    **c**

Lap	Elapsed Time	Lap Time	Lap Speed
1	2:46.536	2:46.536	71.505
2	5:21.418	2:34.882	76.885
3	7:55.635	2:34.217	77.216
4	10:33.270	2:37.635	75.542
5	13:06.578	2:33.308	77.674
6	15:39.583	2:33.005	77.828
7	18:12.736	2:33.153	77.753
8	20:44.437	2:31.701	78.497



# THE DONNELLY GROUP BUSH ROAD RACES



OPEN

Race 6 - The Donnelly Group Bush Open

Saturday, 23 June 2007

## DETAILED RESULT

### Race Classification

**13** 41 James McCULLAGH

Total Time **20:47.250** Avg Speed **76.380** Behind **1:31.016**  
 Best Time **2:29.658** Best Speed **79.569** On **7** Gp **b**

Lap	Elapsed Time	Lap Time	Lap Speed
1	2:51.272	2:51.272	69.527
2	5:32.699	2:41.427	73.768
3	8:07.542	2:34.843	76.904
4	10:39.807	2:32.265	78.206
5	13:14.485	2:34.678	76.986
6	15:45.743	2:31.258	78.727
7	18:15.401	2:29.658	79.569
8	20:47.250	2:31.849	78.421

**14** 21 Alan CONNOR

Total Time **21:00.913** Avg Speed **75.552** Behind **1:44.679**  
 Best Time **2:31.386** Best Speed **78.660** On **8** Gp **c**

Lap	Elapsed Time	Lap Time	Lap Speed
1	2:52.876	2:52.876	68.882
2	5:33.001	2:40.125	74.367
3	8:08.099	2:35.098	76.778
4	10:43.184	2:35.085	76.784
5	13:20.820	2:37.636	75.542
6	15:56.002	2:35.182	76.736
7	18:29.527	2:33.525	77.564
8	21:00.913	2:31.386	78.660

**15** 66 Mickey FITZPATRICK

Total Time **21:06.410** Avg Speed **75.224** Behind **1:50.176**  
 Best Time **2:34.331** Best Speed **77.159** On **7** Gp **b**

Lap	Elapsed Time	Lap Time	Lap Speed
1	2:52.577	2:52.577	69.002
2	5:33.231	2:40.654	74.123
3	8:08.558	2:35.327	76.665
4	10:44.164	2:35.606	76.527
5	13:20.666	2:36.502	76.089
6	15:55.952	2:35.286	76.685
7	18:30.283	2:34.331	77.159
8	21:06.410	2:36.127	76.272

### Race Classification

**16** 2 Emlyn HUGHES

Total Time **21:06.607** Avg Speed **75.212** Behind **1:50.373**  
 Best Time **2:35.458** Best Speed **76.600** On **2** Gp **b**

Lap	Elapsed Time	Lap Time	Lap Speed
1	2:46.482	2:46.482	71.528
2	5:21.940	2:35.458	76.600
3	7:58.142	2:36.202	76.235
4	10:35.714	2:37.572	75.572
5	13:14.062	2:38.348	75.202
6	15:52.771	2:38.709	75.031
7	18:29.822	2:37.051	75.823
8	21:06.607	2:36.785	75.952

**17** 123 Declan O'MEARA

Total Time **21:15.497** Avg Speed **74.688** Behind **1:59.263**  
 Best Time **2:33.297** Best Speed **77.680** On **8** Gp **b**

Lap	Elapsed Time	Lap Time	Lap Speed
1	2:53.889	2:53.889	68.481
2	5:38.701	2:44.812	72.253
3	8:18.360	2:39.659	74.584
4	10:57.086	2:38.726	75.023
5	13:33.156	2:36.070	76.300
6	16:08.109	2:34.953	76.850
7	18:42.200	2:34.091	77.280
8	21:15.497	2:33.297	77.680

**18** 80 Phill ARCHER

Total Time **21:20.698** Avg Speed **74.385** Behind **2:04.464**  
 Best Time **2:35.303** Best Speed **76.676** On **8** Gp **b**

Lap	Elapsed Time	Lap Time	Lap Speed
1	2:52.097	2:52.097	69.194
2	5:38.990	2:46.893	71.352
3	8:18.705	2:39.715	74.558
4	10:58.164	2:39.459	74.678
5	13:34.284	2:36.120	76.275
6	16:09.737	2:35.453	76.602
7	18:45.395	2:35.658	76.502
8	21:20.698	2:35.303	76.676

**19** 50 James BRESLIN

Total Time **18:34.339** Avg Speed **74.804** Behind **1 Lap**  
 Best Time **2:34.865** Best Speed **76.893** On **7** Gp **c**

Lap	Elapsed Time	Lap Time	Lap Speed
1	2:51.943	2:51.943	69.256
2	5:33.501	2:41.558	73.708
3	8:11.203	2:37.702	75.510
4	10:47.501	2:36.298	76.188
5	13:23.424	2:35.923	76.372
6	15:59.474	2:36.050	76.309
7	18:34.339	2:34.865	76.893

# THE DONNELLY GROUP BUSH ROAD RACES



OPEN

Race 6 - The Donnelly Group Bush Open

Saturday, 23 June 2007

## DETAILED RESULT

### Race Classification

**20**      **30 Wayne KENNEDY**  
 Total Time    **18:34.421** Avg Speed    **74.798** Behind    **0.082**  
 Best Time    **2:35.338** Best Speed    **76.659** On    **7** Gp    **c**

Lap	Elapsed Time	Lap Time	Lap Speed
1	2:51.363	2:51.363	69.490
2	5:31.021	2:39.658	74.585
3	8:07.389	2:36.368	76.154
4	10:42.867	2:35.478	76.590
5	13:22.615	2:39.748	74.543
6	15:59.083	2:36.468	76.106
7	18:34.421	2:35.338	76.659

**21**      **191 Jack WILLIAMSON**  
 Total Time    **18:52.911** Avg Speed    **73.577** Behind    **18.572**  
 Best Time    **2:37.024** Best Speed    **75.836** On    **6** Gp    **c**

Lap	Elapsed Time	Lap Time	Lap Speed
1	2:53.726	2:53.726	68.545
2	5:35.314	2:41.588	73.694
3	8:15.767	2:40.453	74.215
4	10:55.041	2:39.274	74.765
5	13:37.879	2:42.838	73.128
6	16:14.903	2:37.024	75.836
7	18:52.911	2:38.008	75.364

**22**      **82 Simon FULTON**  
 Total Time    **19:38.218** Avg Speed    **70.748** Behind    **1:03.879**  
 Best Time    **2:36.913** Best Speed    **75.890** On    **6** Gp    **a**

Lap	Elapsed Time	Lap Time	Lap Speed
1	3:38.373	3:38.373	54.531
2	6:20.024	2:41.651	73.665
3	9:00.178	2:40.154	74.354
4	11:38.990	2:38.812	74.982
5	14:21.845	2:42.855	73.121
6	16:58.758	2:36.913	75.890
7	19:38.218	2:39.460	74.678

### Not Classified

**DNF**      **22 Stephen McILVENNA**  
 Total Time    **18:30.196** Avg Speed    **75.083** Behind    **1 Lap**  
 Best Time    **2:35.299** Best Speed    **76.678** On    **7** Gp    **c**

Lap	Elapsed Time	Lap Time	Lap Speed
1	2:49.203	2:49.203	70.377
2	5:28.649	2:39.446	74.684
3	8:06.117	2:37.468	75.622
4	10:41.833	2:35.716	76.473
5	13:19.215	2:37.382	75.664
6	15:54.897	2:35.682	76.490
7	18:30.196	2:35.299	76.678

### Not Classified

**DNF**      **48 Gareth COSTELLO**  
 Total Time    **18:31.030** Avg Speed    **75.026** Behind    **0.834**  
 Best Time    **2:33.600** Best Speed    **77.527** On    **6** Gp    **c**

Lap	Elapsed Time	Lap Time	Lap Speed
1	2:54.659	2:54.659	68.179
2	5:34.215	2:39.556	74.633
3	8:11.776	2:37.561	75.578
4	10:46.089	2:34.313	77.168
5	13:22.927	2:36.838	75.926
6	15:56.527	2:33.600	77.527
7	18:31.030	2:34.503	77.073

**DNF**      **87 Michael WELDON**  
 Total Time    **18:54.416** Avg Speed    **73.480** Behind    **24.220**  
 Best Time    **2:31.239** Best Speed    **78.737** On    **7** Gp    **b**

Lap	Elapsed Time	Lap Time	Lap Speed
1	3:34.114	3:34.114	55.616
2	6:08.045	2:33.931	77.360
3	8:40.430	2:32.385	78.145
4	11:16.994	2:36.564	76.059
5	13:49.460	2:32.466	78.103
6	16:23.177	2:33.717	77.468
7	18:54.416	2:31.239	78.737

**DNF**      **6 William DUNLOP**  
 Total Time    **15:24.378** Avg Speed    **77.294** Behind    **2 Laps**  
 Best Time    **2:28.390** Best Speed    **80.249** On    **5** Gp    **a**

Lap	Elapsed Time	Lap Time	Lap Speed
1	2:46.084	2:46.084	71.699
2	5:21.313	2:35.229	76.713
3	7:53.720	2:32.407	78.133
4	10:24.411	2:30.691	79.023
5	12:52.801	2:28.390	80.249
6	15:24.378	2:31.577	78.561

**DNF**      **53 Philip SHANNON**  
 Total Time    **10:32.342** Avg Speed    **75.327** Behind    **4 Laps**  
 Best Time    **2:34.612** Best Speed    **77.019** On    **3** Gp    **b**

Lap	Elapsed Time	Lap Time	Lap Speed
1	2:42.559	2:42.559	73.254
2	5:17.214	2:34.655	76.998
3	7:51.826	2:34.612	77.019
4	10:32.342	2:40.516	74.186

# THE DONNELLY GROUP BUSH ROAD RACES

OPEN

Race 6 - The Donnelly Group Bush Open

Saturday, 23 June 2007

## DETAILED RESULT



### Not Classified

#### **DNF** 9 Wayne KIRWAN

Total Time **10:34.318** Avg Speed **75.092** Behind **1.976**

Best Time **2:35.939** Best Speed **76.364** On **3** Gp **c**

Lap	Elapsed Time	Lap Time	Lap Speed
1	2:44.976	2:44.976	72.181
2	5:21.124	2:36.148	76.261
3	7:57.063	2:35.939	76.364
4	10:34.318	2:37.255	75.725

#### **DNF** 34 Dwyer AGNEW

Total Time **5:33.467** Avg Speed **71.420** Behind **6 Laps**

Best Time **2:34.246** Best Speed **77.202** On **2** Gp **a**

Lap	Elapsed Time	Lap Time	Lap Speed
1	2:59.221	2:59.221	66.444
2	5:33.467	2:34.246	77.202

#### **DNF** 76 Andrew NEILL

Total Time **5:38.477** Avg Speed **70.363** Behind **5.010**

Best Time **2:47.494** Best Speed **71.096** On **2** Gp **b**

Lap	Elapsed Time	Lap Time	Lap Speed
1	2:50.983	2:50.983	69.645
2	5:38.477	2:47.494	71.096

#### **DNF** 1 Darren BURNS

Total Time **3:20.409** Avg Speed **59.419** Behind **7 Laps**

Best Time **3:20.409** Best Speed **59.419** On **1** Gp **a**

Lap	Elapsed Time	Lap Time	Lap Speed
1	3:20.409	3:20.409	59.419

# THE DONNELLY GROUP BUSH ROAD RACES



OPEN

Race 6 - The Donnelly Group Bush Open

## LAP CHART

1					2					3				
No	Name	G	Elapsed Time	Lap Time	No	Name	G	Elapsed Time	Lap Time	No	Name	G	Elapsed Time	Lap Time
16	John BURROWS	a	2:30.110	2:30.110	16	John BURROWS	a	4:56.138	2:26.028	16	John BURROWS	a	7:21.464	2:25.326
93	Paul CRANSTON	a	2:31.020	2:31.020	93	Paul CRANSTON	a	4:56.396	2:25.376	93	Paul CRANSTON	a	7:21.698	2:25.302
49	Conor CUMMINS	a	2:32.089	2:32.089	49	Conor CUMMINS	a	4:56.800	2:24.711	49	Conor CUMMINS	a	7:21.861	2:25.061
35	Trevor FERGUSON	a	2:32.711	2:32.711	35	Trevor FERGUSON	a	4:59.241	2:26.530	35	Trevor FERGUSON	a	7:25.711	2:26.470
18	Shane CONNOR	a	2:37.054	2:37.054	18	Shane CONNOR	a	5:07.293	2:30.239	18	Shane CONNOR	a	7:36.011	2:28.718
23	Andrew BRADY	a	2:37.509	2:37.509	23	Andrew BRADY	a	5:07.671	2:30.162	23	Andrew BRADY	a	7:36.189	2:28.518
70	Victor GILMORE	b	2:39.864	2:39.864	70	Victor GILMORE	b	5:11.582	2:31.718	70	Victor GILMORE	b	7:41.524	2:29.942
39	James REDPATH	a	2:41.564	2:41.564	39	James REDPATH	a	5:12.788	2:31.224	39	James REDPATH	a	7:42.575	2:29.787
53	Philip SHANNON	b	2:42.559	2:42.559	53	Philip SHANNON	b	5:17.214	2:34.655	53	Philip SHANNON	b	7:51.826	2:34.612
28	Paul GARTLAND	b	2:43.621	2:43.621	28	Paul GARTLAND	b	5:18.550	2:34.929	28	Paul GARTLAND	b	7:52.484	2:33.934
9	Wayne KIRWAN	c	2:44.976	2:44.976	9	Wayne KIRWAN	c	5:21.124	2:36.148	38	Derek BRIEN	a	7:53.066	2:29.792
6	William DUNLOP	a	2:46.084	2:46.084	6	William DUNLOP	a	5:21.313	2:35.229	6	William DUNLOP	a	7:53.720	2:32.407
2	Emlyn HUGHES	b	2:46.482	2:46.482	11	Anthony McCOLGAN	c	5:21.418	2:34.882	11	Anthony McCOLGAN	c	7:55.635	2:34.217
11	Anthony McCOLGAN	c	2:46.536	2:46.536	2	Emlyn HUGHES	b	5:21.940	2:35.458	9	Wayne KIRWAN	c	7:57.063	2:35.939
22	Stephen McILVENNA	c	2:49.203	2:49.203	38	Derek BRIEN	a	5:23.274	2:32.314	2	Emlyn HUGHES	b	7:58.142	2:36.202
38	Derek BRIEN	a	2:50.960	2:50.960	22	Stephen McILVENNA	c	5:28.649	2:39.446	51	Andrew BROWN	b	8:02.955	2:30.065
76	Andrew NEILL	b	2:50.983	2:50.983	30	Wayne KENNEDY	c	5:31.021	2:39.658	22	Stephen McILVENNA	c	8:06.117	2:37.468
41	James McCULLAGH	b	2:51.272	2:51.272	41	James McCULLAGH	b	5:32.699	2:41.427	30	Wayne KENNEDY	c	8:07.389	2:36.368
30	Wayne KENNEDY	c	2:51.363	2:51.363	51	Andrew BROWN	b	5:32.890	2:41.390	41	James McCULLAGH	b	8:07.542	2:34.843
51	Andrew BROWN	b	2:51.500	2:51.500	21	Alan CONNOR	c	5:33.001	2:40.125	21	Alan CONNOR	c	8:08.099	2:35.098
50	James BRESLIN	c	2:51.943	2:51.943	66	Mickey FITZPATRICK	b	5:33.231	2:40.654	66	Mickey FITZPATRICK	b	8:08.558	2:35.327
80	Phill ARCHER	b	2:52.097	2:52.097	34	Dwyer AGNEW	a	5:33.467	2:34.246	50	James BRESLIN	c	8:11.203	2:37.702
66	Mickey FITZPATRICK	b	2:52.577	2:52.577	50	James BRESLIN	c	5:33.501	2:41.558	48	Gareth COSTELLO	c	8:11.776	2:37.561
21	Alan CONNOR	c	2:52.876	2:52.876	48	Gareth COSTELLO	c	5:34.215	2:39.556	191	Jack WILLIAMSON	c	8:15.767	2:40.453
191	Jack WILLIAMSON	c	2:53.726	2:53.726	191	Jack WILLIAMSON	c	5:35.314	2:41.588	123	Declan O'MEARA	b	8:18.360	2:39.659
123	Declan O'MEARA	b	2:53.889	2:53.889	76	Andrew NEILL	b	5:38.477	2:47.494	80	Phill ARCHER	b	8:18.705	2:39.715
48	Gareth COSTELLO	c	2:54.659	2:54.659	123	Declan O'MEARA	b	5:38.701	2:44.812	87	Michael WELDON	b	8:40.430	2:32.385
34	Dwyer AGNEW	a	2:59.221	2:59.221	80	Phill ARCHER	b	5:38.990	2:46.893	82	Simon FULTON	a	9:00.178	2:40.154
1	Darren BURNS	a	3:20.409	3:20.409	87	Michael WELDON	b	6:08.045	2:33.931					
87	Michael WELDON	b	3:34.114	3:34.114	82	Simon FULTON	a	6:20.024	2:41.651					
82	Simon FULTON	a	3:38.373	3:38.373										

# THE DONNELLY GROUP BUSH ROAD RACES

OPEN

Race 6 - The Donnelly Group Bush Open

## LAP CHART



**4**

No	Name	G	Elapsed Time	Lap Time
16	John BURROWS	a	9:46.068	2:24.604
93	Paul CRANSTON	a	9:46.240	2:24.542
49	Conor CUMMINS	a	9:46.494	2:24.633
35	Trevor FERGUSON	a	9:52.695	2:26.984
18	Shane CONNOR	a	10:04.300	2:28.289
23	Andrew BRADY	a	10:04.446	2:28.257
70	Victor GILMORE	b	10:10.360	2:28.836
39	James REDPATH	a	10:11.053	2:28.478
38	Derek BRIEN	a	10:22.008	2:28.942
6	William DUNLOP	a	10:24.411	2:30.691
28	Paul GARTLAND	b	10:26.559	2:34.075
53	Philip SHANNON	b	10:32.342	2:40.516
11	Anthony McCOLGAN	c	10:33.270	2:37.635
9	Wayne KIRWAN	c	10:34.318	2:37.255
51	Andrew BROWN	b	10:35.593	2:32.638
2	Emlyn HUGHES	b	10:35.714	2:37.572
41	James McCULLAGH	b	10:39.807	2:32.265
22	Stephen McLIVENNA	c	10:41.833	2:35.716
30	Wayne KENNEDY	c	10:42.867	2:35.478
21	Alan CONNOR	c	10:43.184	2:35.085
66	Mickey FITZPATRICK	b	10:44.164	2:35.606
48	Gareth COSTELLO	c	10:46.089	2:34.313
50	James BRESLIN	c	10:47.501	2:36.298
191	Jack WILLIAMSON	c	10:55.041	2:39.274
123	Declan O'MEARA	b	10:57.086	2:38.726
80	Phill ARCHER	b	10:58.164	2:39.459
87	Michael WELDON	b	11:16.994	2:36.564
82	Simon FULTON	a	11:38.990	2:38.812

**5**

No	Name	G	Elapsed Time	Lap Time
93	Paul CRANSTON	a	12:08.950	2:22.710
49	Conor CUMMINS	a	12:09.224	2:22.730
16	John BURROWS	a	12:10.987	2:24.919
35	Trevor FERGUSON	a	12:22.210	2:29.515
23	Andrew BRADY	a	12:32.762	2:28.316
18	Shane CONNOR	a	12:33.295	2:28.995
39	James REDPATH	a	12:39.399	2:28.346
70	Victor GILMORE	b	12:40.016	2:29.656
38	Derek BRIEN	a	12:49.658	2:27.650
6	William DUNLOP	a	12:52.801	2:28.390
28	Paul GARTLAND	b	12:59.658	2:33.099
51	Andrew BROWN	b	13:04.779	2:29.186
11	Anthony McCOLGAN	c	13:06.578	2:33.308
2	Emlyn HUGHES	b	13:14.062	2:38.348
41	James McCULLAGH	b	13:14.485	2:34.678
22	Stephen McLIVENNA	c	13:19.215	2:37.382
66	Mickey FITZPATRICK	b	13:20.666	2:36.502
21	Alan CONNOR	c	13:20.820	2:37.636
30	Wayne KENNEDY	c	13:22.615	2:39.748
48	Gareth COSTELLO	c	13:22.927	2:36.838
50	James BRESLIN	c	13:23.424	2:35.923
123	Declan O'MEARA	b	13:33.156	2:36.070
80	Phill ARCHER	b	13:34.284	2:36.120
191	Jack WILLIAMSON	c	13:37.879	2:42.838
87	Michael WELDON	b	13:49.460	2:32.466
82	Simon FULTON	a	14:21.845	2:42.855

**6**

No	Name	G	Elapsed Time	Lap Time
49	Conor CUMMINS	a	14:30.178	2:20.954
93	Paul CRANSTON	a	14:30.186	2:21.236
16	John BURROWS	a	14:36.516	2:25.529
35	Trevor FERGUSON	a	14:50.392	2:28.182
23	Andrew BRADY	a	14:59.666	2:26.904
18	Shane CONNOR	a	15:01.733	2:28.438
39	James REDPATH	a	15:07.206	2:27.807
70	Victor GILMORE	b	15:07.827	2:27.811
38	Derek BRIEN	a	15:16.022	2:26.364
6	William DUNLOP	a	15:24.378	2:31.577
28	Paul GARTLAND	b	15:32.086	2:32.428
51	Andrew BROWN	b	15:33.947	2:29.168
11	Anthony McCOLGAN	c	15:39.583	2:33.005
41	James McCULLAGH	b	15:45.743	2:31.258
2	Emlyn HUGHES	b	15:52.771	2:38.709
22	Stephen McLIVENNA	c	15:54.897	2:35.682
66	Mickey FITZPATRICK	b	15:55.952	2:35.286
21	Alan CONNOR	c	15:56.002	2:35.182
48	Gareth COSTELLO	c	15:56.527	2:33.600
30	Wayne KENNEDY	c	15:59.083	2:36.468
50	James BRESLIN	c	15:59.474	2:36.050
123	Declan O'MEARA	b	16:08.109	2:34.953
80	Phill ARCHER	b	16:09.737	2:35.453
191	Jack WILLIAMSON	c	16:14.903	2:37.024
87	Michael WELDON	b	16:23.177	2:33.717
82	Simon FULTON	a	16:58.758	2:36.913



# THE DONNELLY GROUP BUSH ROAD RACES



OPEN

Race 6 - The Donnelly Group Bush Open

## LAP CHART

7

No	Name	G	Elapsed Time	Lap Time
49	Conor CUMMINS	a	16:53.235	2:23.057
93	Paul CRANSTON	a	16:53.700	2:23.514
16	John BURROWS	a	17:03.779	2:27.263
35	Trevor FERGUSON	a	17:16.988	2:26.596
23	Andrew BRADY	a	17:26.817	2:27.151
18	Shane CONNOR	a	17:29.335	2:27.602
39	James REDPATH	a	17:34.888	2:27.682
70	Victor GILMORE	b	17:36.673	2:28.846
38	Derek BRIEN	a	17:41.942	2:25.920
28	Paul GARTLAND	b	18:01.967	2:29.881
51	Andrew BROWN	b	18:02.340	2:28.393
11	Anthony McCOLGAN	c	18:12.736	2:33.153
41	James McCULLAGH	b	18:15.401	2:29.658
21	Alan CONNOR	c	18:29.527	2:33.525
2	Emlyn HUGHES	b	18:29.822	2:37.051
22	Stephen McILVENNA	c	18:30.196	2:35.299
66	Mickey FITZPATRICK	b	18:30.283	2:34.331
48	Gareth COSTELLO	c	18:31.030	2:34.503
50	James BRESLIN	c	18:34.339	2:34.865
30	Wayne KENNEDY	c	18:34.421	2:35.338
123	Declan O'MEARA	b	18:42.200	2:34.091
80	Phill ARCHER	b	18:45.395	2:35.658
191	Jack WILLIAMSON	c	18:52.911	2:38.008
87	Michael WELDON	b	18:54.416	2:31.239
82	Simon FULTON	a	19:38.218	2:39.460

8

No	Name	G	Elapsed Time	Lap Time
49	Conor CUMMINS	a	19:16.234	2:22.999
93	Paul CRANSTON	a	19:16.289	2:22.589
16	John BURROWS	a	19:34.580	2:30.801
35	Trevor FERGUSON	a	19:42.595	2:25.607
23	Andrew BRADY	a	19:54.385	2:27.568
18	Shane CONNOR	a	19:57.641	2:28.306
39	James REDPATH	a	20:02.411	2:27.523
70	Victor GILMORE	b	20:04.783	2:28.110
38	Derek BRIEN	a	20:07.470	2:25.528
51	Andrew BROWN	b	20:31.188	2:28.848
28	Paul GARTLAND	b	20:31.979	2:30.012
11	Anthony McCOLGAN	c	20:44.437	2:31.701
41	James McCULLAGH	b	20:47.250	2:31.849
21	Alan CONNOR	c	21:00.913	2:31.386
66	Mickey FITZPATRICK	b	21:06.410	2:36.127
2	Emlyn HUGHES	b	21:06.607	2:36.785
123	Declan O'MEARA	b	21:15.497	2:33.297
80	Phill ARCHER	b	21:20.698	2:35.303



# THE DONNELLY GROUP BUSH ROAD RACES

OPEN

Race 9 - The Cohannon Inn & Auto Lodge Open

Saturday, 23 June 2007




Pos	Class	No	Name	Machine / Sponsor	Gp	Laps	Total Time	Behind	Speed	-----Best Lap-----		
										Time	Speed	On
<b>Race Classification</b>												
1	Open	49	Conor CUMMINS	Yamaha - JMF Team Millsport Racing	a	6	13:58.228		85.238	2:17.537	86.581	3
2	Open	93	Paul CRANSTON	Honda - P&J	a	6	13:59.842	1.614	85.074	2:18.659	85.880	5
3	Open	16	John BURROWS	Honda - HM Sports Motorhomes	a	6	14:06.183	7.955	84.436	2:18.845	85.765	3
4	Open	18	Shane CONNOR	Yamaha 600 - JD's Motorcycles	a	6	14:32.034	33.806	81.933	2:24.482	82.419	6
5	Open	1	Darren BURNS	Honda 600 - McKinstry Skip Hire	a	6	14:32.301	34.073	81.908	2:23.930	82.735	5
6	Open	35	Trevor FERGUSON	Triumph 675	a	6	14:32.915	34.687	81.850	2:24.001	82.694	5
7	Open	70	Victor GILMORE	Yamaha 600 - T Lindsay Racing	a	6	14:33.618	35.390	81.785	2:23.035	83.253	4
8	Open	38	Derek BRIEN	Kawasaki 600	a	6	14:33.826	35.598	81.765	2:23.666	82.887	5
9	Open	28	Paul GARTLAND	Suzuki	b	6	14:52.038	53.810	80.096	2:27.318	80.832	6
10	Open	76	Andrew NEILL	Yamaha 600 - Moira MRC	b	6	14:52.052	53.824	80.095	2:25.881	81.629	5
11	Open	39	James REDPATH	Suzuki - Raymond Lilley Electrical	a	6	14:57.116	58.888	79.642	2:28.551	80.162	3
12	Open	53	Phillip SHANNON	Honda - soldbytext.com	b	6	15:00.858	1:02.630	79.312	2:28.098	80.407	6
13	Open	2	Emlyn HUGHES	Yamaha 600	b	6	15:01.707	1:03.479	79.237	2:28.621	80.124	6
14	Open	41	James McCULLAGH	Suzuki 600	b	6	15:02.705	1:04.477	79.149	2:27.720	80.613	2
15	Open	21	Alan CONNOR	Suzuki 600 - Connor Racing	b	6	15:03.767	1:05.539	79.056	2:28.514	80.182	2
16	Open	3	Michael DUNLOP	Yamaha - D & M Racing	b	6	15:15.378	1:17.150	78.054	2:29.035	79.901	5
17	Open	9	Wayne KIRWAN	Yamaha 600 - JD's Motorcycles	c	6	15:28.827	1:30.599	76.923	2:31.707	78.494	6
18	Open	123	Declan O'MEARA	Kawasaki 600	b	6	15:32.375	1:34.147	76.631	2:33.105	77.777	6
19	Open	26	Dennis BOOTH	Suzuki 600	c	6	15:36.368	1:38.140	76.304	2:33.265	77.696	6
20	Open	66	Mickey FITZPATRICK	Suzuki - Bike Depot/Bluca Properties	b	6	15:38.089	1:39.861	76.164	2:32.095	78.294	5
21	Open	51	Andrew BROWN	Aprilia - Freeway Lift Services	b	5	15:50.633	1 Lap	62.632	2:28.767	80.045	2

Fastest Lap / New Lap Record 86.581 mph (Previously 85.019 mph)

Open	49	Conor CUMMINS	Yamaha - JMF Team Millsport Racing	a						2:17.537	86.581	3
------	----	---------------	------------------------------------	---	--	--	--	--	--	----------	--------	---

These Results are provisional and are subject to ratification by the Stewards of the Meeting.

Track	<b>Bush</b>	Signed		Organising Club	<b>Dungannon &amp; District MCC</b>
Length(miles)	<b>3.3078</b>		Chief Timekeeper	Warmup Started	
Weather	<b>Cloudy</b>			Race Started	<b>17:25:09.221</b>
Track	<b>Dry</b>	Issued At:	<b>17:42:17</b>	Gp Time Diff - b	<b>21.64 / c 43.16</b>

# THE DONNELLY GROUP BUSH ROAD RACES



OPEN

Race 9 - The Cohannon Inn & Auto Lodge Open

Saturday, 23 June 2007

## DETAILED RESULT

### Race Classification

#### **1** 49 Conor CUMMINS

Total Time **13:58.228** Avg Speed **85.238** Behind  
 Best Time **2:17.537** Best Speed **86.581** On **3** Gp **a**

Lap	Elapsed Time	Lap Time	Lap Speed
1	2:24.417	2:24.417	82.456
2	4:43.058	2:18.641	85.891
3	7:00.595	2:17.537	86.581
4	9:19.748	2:19.153	85.575
5	11:38.503	2:18.755	85.821
6	13:58.228	2:19.725	85.225

#### **2** 93 Paul CRANSTON

Total Time **13:59.842** Avg Speed **85.074** Behind **1.614**  
 Best Time **2:18.659** Best Speed **85.880** On **5** Gp **a**

Lap	Elapsed Time	Lap Time	Lap Speed
1	2:24.130	2:24.130	82.620
2	4:43.765	2:19.635	85.280
3	7:02.610	2:18.845	85.765
4	9:21.975	2:19.365	85.445
5	11:40.634	2:18.659	85.880
6	13:59.842	2:19.208	85.542

#### **3** 16 John BURROWS

Total Time **14:06.183** Avg Speed **84.436** Behind **7.955**  
 Best Time **2:18.845** Best Speed **85.765** On **3** Gp **a**

Lap	Elapsed Time	Lap Time	Lap Speed
1	2:25.187	2:25.187	82.019
2	4:44.478	2:19.291	85.491
3	7:03.323	2:18.845	85.765
4	9:23.144	2:19.821	85.167
5	11:42.980	2:19.836	85.157
6	14:06.183	2:23.203	83.155

#### **4** 18 Shane CONNOR

Total Time **14:32.034** Avg Speed **81.933** Behind **33.806**  
 Best Time **2:24.482** Best Speed **82.419** On **6** Gp **a**

Lap	Elapsed Time	Lap Time	Lap Speed
1	2:28.786	2:28.786	80.035
2	4:53.491	2:24.705	82.292
3	7:18.268	2:24.777	82.251
4	9:42.774	2:24.506	82.405
5	12:07.552	2:24.778	82.251
6	14:32.034	2:24.482	82.419

### Race Classification

#### **5** 1 Darren BURNS

Total Time **14:32.301** Avg Speed **81.908** Behind **34.073**  
 Best Time **2:23.930** Best Speed **82.735** On **5** Gp **a**

Lap	Elapsed Time	Lap Time	Lap Speed
1	2:29.261	2:29.261	79.780
2	4:53.946	2:24.685	82.303
3	7:19.590	2:25.644	81.762
4	9:44.271	2:24.681	82.306
5	12:08.201	2:23.930	82.735
6	14:32.301	2:24.100	82.638

#### **6** 35 Trevor FERGUSON

Total Time **14:32.915** Avg Speed **81.850** Behind **34.687**  
 Best Time **2:24.001** Best Speed **82.694** On **5** Gp **a**

Lap	Elapsed Time	Lap Time	Lap Speed
1	2:27.324	2:27.324	80.829
2	4:53.165	2:25.841	81.651
3	7:19.297	2:26.132	81.489
4	9:43.977	2:24.680	82.306
5	12:07.978	2:24.001	82.694
6	14:32.915	2:24.937	82.160

#### **7** 70 Victor GILMORE

Total Time **14:33.618** Avg Speed **81.785** Behind **35.390**  
 Best Time **2:23.035** Best Speed **83.253** On **4** Gp **a**

Lap	Elapsed Time	Lap Time	Lap Speed
1	2:33.035	2:33.035	77.813
2	4:57.777	2:24.742	82.271
3	7:22.043	2:24.266	82.543
4	9:45.078	2:23.035	83.253
5	12:08.694	2:23.616	82.916
6	14:33.618	2:24.924	82.168

#### **8** 38 Derek BRIEN

Total Time **14:33.826** Avg Speed **81.765** Behind **35.598**  
 Best Time **2:23.666** Best Speed **82.887** On **5** Gp **a**

Lap	Elapsed Time	Lap Time	Lap Speed
1	2:32.553	2:32.553	78.059
2	4:57.342	2:24.789	82.244
3	7:22.433	2:25.091	82.073
4	9:46.288	2:23.855	82.778
5	12:09.954	2:23.666	82.887
6	14:33.826	2:23.872	82.769

# THE DONNELLY GROUP BUSH ROAD RACES



OPEN

Race 9 - The Cohannon Inn & Auto Lodge Open

Saturday, 23 June 2007

## DETAILED RESULT

### Race Classification

**9**      **28 Paul GARTLAND**  
 Total Time    **14:52.038** Avg Speed    **80.096** Behind    **53.810**  
 Best Time    **2:27.318** Best Speed    **80.832** On    **6** Gp    **b**

Lap	Elapsed Time	Lap Time	Lap Speed
1	2:32.881	2:32.881	77.891
2	5:01.114	2:28.233	80.334
3	7:28.956	2:27.842	80.546
4	9:56.867	2:27.911	80.508
5	12:24.720	2:27.853	80.540
6	14:52.038	2:27.318	80.832

**10**      **76 Andrew NEILL**

Total Time    **14:52.052** Avg Speed    **80.095** Behind    **53.824**  
 Best Time    **2:25.881** Best Speed    **81.629** On    **5** Gp    **b**

Lap	Elapsed Time	Lap Time	Lap Speed
1	2:34.862	2:34.862	76.895
2	5:02.557	2:27.695	80.626
3	7:32.358	2:29.801	79.493
4	9:59.089	2:26.731	81.156
5	12:24.970	2:25.881	81.629
6	14:52.052	2:27.082	80.962

**11**      **39 James REDPATH**

Total Time    **14:57.116** Avg Speed    **79.642** Behind    **58.888**  
 Best Time    **2:28.551** Best Speed    **80.162** On    **3** Gp    **a**

Lap	Elapsed Time	Lap Time	Lap Speed
1	2:32.287	2:32.287	78.195
2	5:01.230	2:28.943	79.951
3	7:29.781	2:28.551	80.162
4	9:59.036	2:29.255	79.783
5	12:27.991	2:28.955	79.944
6	14:57.116	2:29.125	79.853

**12**      **53 Philip SHANNON**

Total Time    **15:00.858** Avg Speed    **79.312** Behind    **1:02.630**  
 Best Time    **2:28.098** Best Speed    **80.407** On    **6** Gp    **b**

Lap	Elapsed Time	Lap Time	Lap Speed
1	2:34.242	2:34.242	77.204
2	5:02.378	2:28.136	80.386
3	7:32.176	2:29.798	79.494
4	10:02.567	2:30.391	79.181
5	12:32.760	2:30.193	79.285
6	15:00.858	2:28.098	80.407

### Race Classification

**13**      **2 Emlyn HUGHES**  
 Total Time    **15:01.707** Avg Speed    **79.237** Behind    **1:03.479**  
 Best Time    **2:28.621** Best Speed    **80.124** On    **6** Gp    **b**

Lap	Elapsed Time	Lap Time	Lap Speed
1	2:36.369	2:36.369	76.154
2	5:05.149	2:28.780	80.038
3	7:33.824	2:28.675	80.095
4	10:03.393	2:29.569	79.616
5	12:33.086	2:29.693	79.550
6	15:01.707	2:28.621	80.124

**14**      **41 James McCULLAGH**

Total Time    **15:02.705** Avg Speed    **79.149** Behind    **1:04.477**  
 Best Time    **2:27.720** Best Speed    **80.613** On    **2** Gp    **b**

Lap	Elapsed Time	Lap Time	Lap Speed
1	2:35.577	2:35.577	76.541
2	5:03.297	2:27.720	80.613
3	7:33.019	2:29.722	79.535
4	10:03.167	2:30.148	79.309
5	12:34.263	2:31.096	78.811
6	15:02.705	2:28.442	80.220

**15**      **21 Alan CONNOR**

Total Time    **15:03.767** Avg Speed    **79.056** Behind    **1:05.539**  
 Best Time    **2:28.514** Best Speed    **80.182** On    **2** Gp    **b**

Lap	Elapsed Time	Lap Time	Lap Speed
1	2:37.300	2:37.300	75.703
2	5:05.814	2:28.514	80.182
3	7:34.428	2:28.614	80.128
4	10:03.800	2:29.372	79.721
5	12:34.593	2:30.793	78.970
6	15:03.767	2:29.174	79.827

**16**      **3 Michael DUNLOP**

Total Time    **15:15.378** Avg Speed    **78.054** Behind    **1:17.150**  
 Best Time    **2:29.035** Best Speed    **79.901** On    **5** Gp    **b**

Lap	Elapsed Time	Lap Time	Lap Speed
1	2:40.283	2:40.283	74.294
2	5:11.510	2:31.227	78.743
3	7:42.067	2:30.557	79.093
4	10:12.903	2:30.836	78.947
5	12:41.938	2:29.035	79.901
6	15:15.378	2:33.440	77.607

# THE DONNELLY GROUP BUSH ROAD RACES



OPEN

Race 9 - The Cohannon Inn & Auto Lodge Open

Saturday, 23 June 2007

## DETAILED RESULT

### Race Classification

#### **17** 9 Wayne KIRWAN

Total Time **15:28.827** Avg Speed **76.923** Behind **1:30.599**  
Best Time **2:31.707** Best Speed **78.494** On **6** Gp **c**

Lap	Elapsed Time	Lap Time	Lap Speed
1	2:39.622	2:39.622	74.602
2	5:13.810	2:34.188	77.231
3	7:49.266	2:35.456	76.601
4	10:24.379	2:35.113	76.770
5	12:57.120	2:32.741	77.963
6	15:28.827	2:31.707	78.494

#### **18** 123 Declan O'MEARA

Total Time **15:32.375** Avg Speed **76.631** Behind **1:34.147**  
Best Time **2:33.105** Best Speed **77.777** On **6** Gp **b**

Lap	Elapsed Time	Lap Time	Lap Speed
1	2:42.731	2:42.731	73.176
2	5:17.824	2:35.093	76.780
3	7:52.034	2:34.210	77.220
4	10:25.197	2:33.163	77.748
5	12:59.270	2:34.073	77.289
6	15:32.375	2:33.105	77.777

#### **19** 26 Dennis BOOTH

Total Time **15:36.368** Avg Speed **76.304** Behind **1:38.140**  
Best Time **2:33.265** Best Speed **77.696** On **6** Gp **c**

Lap	Elapsed Time	Lap Time	Lap Speed
1	2:44.474	2:44.474	72.401
2	5:20.473	2:35.999	76.334
3	7:54.785	2:34.312	77.169
4	10:29.047	2:34.262	77.194
5	13:03.103	2:34.056	77.297
6	15:36.368	2:33.265	77.696

#### **20** 66 Mickey FITZPATRICK

Total Time **15:38.089** Avg Speed **76.164** Behind **1:39.861**  
Best Time **2:32.095** Best Speed **78.294** On **5** Gp **b**

Lap	Elapsed Time	Lap Time	Lap Speed
1	2:53.310	2:53.310	68.710
2	5:26.435	2:33.125	77.767
3	8:00.486	2:34.051	77.300
4	10:33.852	2:33.366	77.645
5	13:05.947	2:32.095	78.294
6	15:38.089	2:32.142	78.270

### Race Classification

#### **21** 51 Andrew BROWN

Total Time **15:50.633** Avg Speed **62.632** Behind **1 Lap**  
Best Time **2:28.767** Best Speed **80.045** On **2** Gp **b**

Lap	Elapsed Time	Lap Time	Lap Speed
1	5:49.121	5:49.121	34.109
2	8:17.888	2:28.767	80.045
3	10:48.096	2:30.208	79.277
4	13:18.988	2:30.892	78.918
5	15:50.633	2:31.645	78.526



# THE DONNELLY GROUP BUSH ROAD RACES

OPEN

Race 9 - The Cohannon Inn & Auto Lodge Open

## LAP CHART



1					3					5				
No	Name	G	Elapsed Time	Lap Time	No	Name	G	Elapsed Time	Lap Time	No	Name	G	Elapsed Time	Lap Time
93	Paul CRANSTON	a	2:24.130	2:24.130	49	Conor CUMMINS	a	7:00.595	2:17.537	49	Conor CUMMINS	a	11:38.503	2:18.755
49	Conor CUMMINS	a	2:24.417	2:24.417	93	Paul CRANSTON	a	7:02.610	2:18.845	93	Paul CRANSTON	a	11:40.634	2:18.659
16	John BURROWS	a	2:25.187	2:25.187	16	John BURROWS	a	7:03.323	2:18.845	16	John BURROWS	a	11:42.980	2:19.836
35	Trevor FERGUSON	a	2:27.324	2:27.324	18	Shane CONNOR	a	7:18.268	2:24.777	18	Shane CONNOR	a	12:07.552	2:24.778
18	Shane CONNOR	a	2:28.786	2:28.786	35	Trevor FERGUSON	a	7:19.297	2:26.132	35	Trevor FERGUSON	a	12:07.978	2:24.001
1	Darren BURNS	a	2:29.261	2:29.261	1	Darren BURNS	a	7:19.590	2:25.644	1	Darren BURNS	a	12:08.201	2:23.930
39	James REDPATH	a	2:32.287	2:32.287	70	Victor GILMORE	a	7:22.043	2:24.266	70	Victor GILMORE	a	12:08.694	2:23.616
38	Derek BRIEN	a	2:32.553	2:32.553	38	Derek BRIEN	a	7:22.433	2:25.091	38	Derek BRIEN	a	12:09.954	2:23.666
28	Paul GARTLAND	b	2:32.881	2:32.881	28	Paul GARTLAND	b	7:28.956	2:27.842	28	Paul GARTLAND	b	12:24.720	2:27.853
70	Victor GILMORE	a	2:33.035	2:33.035	39	James REDPATH	a	7:29.781	2:28.551	76	Andrew NEILL	b	12:24.970	2:25.881
53	Philip SHANNON	b	2:34.242	2:34.242	53	Philip SHANNON	b	7:32.176	2:29.798	39	James REDPATH	a	12:27.991	2:28.955
76	Andrew NEILL	b	2:34.862	2:34.862	76	Andrew NEILL	b	7:32.358	2:29.801	53	Philip SHANNON	b	12:32.760	2:30.193
41	James McCULLAGH	b	2:35.577	2:35.577	41	James McCULLAGH	b	7:33.019	2:29.722	2	Emlyn HUGHES	b	12:33.086	2:29.693
2	Emlyn HUGHES	b	2:36.369	2:36.369	2	Emlyn HUGHES	b	7:33.824	2:28.675	41	James McCULLAGH	b	12:34.263	2:31.096
21	Alan CONNOR	b	2:37.300	2:37.300	21	Alan CONNOR	b	7:34.428	2:28.614	21	Alan CONNOR	b	12:34.593	2:30.793
9	Wayne KIRWAN	c	2:39.622	2:39.622	3	Michael DUNLOP	b	7:42.067	2:30.557	3	Michael DUNLOP	b	12:41.938	2:29.035
3	Michael DUNLOP	b	2:40.283	2:40.283	9	Wayne KIRWAN	c	7:49.266	2:35.456	9	Wayne KIRWAN	c	12:57.120	2:32.741
123	Declan O'MEARA	b	2:42.731	2:42.731	123	Declan O'MEARA	b	7:52.034	2:34.210	123	Declan O'MEARA	b	12:59.270	2:34.073
26	Dennis BOOTH	c	2:44.474	2:44.474	26	Dennis BOOTH	c	7:54.785	2:34.312	26	Dennis BOOTH	c	13:03.103	2:34.056
66	Mickey FITZPATRICK	b	2:53.310	2:53.310	66	Mickey FITZPATRICK	b	8:00.486	2:34.051	66	Mickey FITZPATRICK	b	13:05.947	2:32.095
51	Andrew BROWN	b	5:49.121	5:49.121	51	Andrew BROWN	b	10:48.096	2:30.208	51	Andrew BROWN	b	15:50.633	2:31.645

2					4					6				
No	Name	G	Elapsed Time	Lap Time	No	Name	G	Elapsed Time	Lap Time	No	Name	G	Elapsed Time	Lap Time
49	Conor CUMMINS	a	4:43.058	2:18.641	49	Conor CUMMINS	a	9:19.748	2:19.153	49	Conor CUMMINS	a	13:58.228	2:19.725
93	Paul CRANSTON	a	4:43.765	2:19.635	93	Paul CRANSTON	a	9:21.975	2:19.365	93	Paul CRANSTON	a	13:59.842	2:19.208
16	John BURROWS	a	4:44.478	2:19.291	16	John BURROWS	a	9:23.144	2:19.821	16	John BURROWS	a	14:06.183	2:23.203
35	Trevor FERGUSON	a	4:53.165	2:25.841	18	Shane CONNOR	a	9:42.774	2:24.506	18	Shane CONNOR	a	14:32.034	2:24.482
18	Shane CONNOR	a	4:53.491	2:24.705	35	Trevor FERGUSON	a	9:43.977	2:24.680	1	Darren BURNS	a	14:32.301	2:24.100
1	Darren BURNS	a	4:53.946	2:24.685	1	Darren BURNS	a	9:44.271	2:24.681	35	Trevor FERGUSON	a	14:32.915	2:24.937
38	Derek BRIEN	a	4:57.342	2:24.789	70	Victor GILMORE	a	9:45.078	2:23.035	70	Victor GILMORE	a	14:33.618	2:24.924
70	Victor GILMORE	a	4:57.777	2:24.742	38	Derek BRIEN	a	9:46.288	2:23.855	38	Derek BRIEN	a	14:33.826	2:23.872
28	Paul GARTLAND	b	5:01.114	2:28.233	28	Paul GARTLAND	b	9:56.867	2:27.911	28	Paul GARTLAND	b	14:52.038	2:27.318
39	James REDPATH	a	5:01.230	2:28.943	39	James REDPATH	a	9:59.036	2:29.255	76	Andrew NEILL	b	14:52.052	2:27.082
53	Philip SHANNON	b	5:02.378	2:28.136	76	Andrew NEILL	b	9:59.089	2:26.731	39	James REDPATH	a	14:57.116	2:29.125
76	Andrew NEILL	b	5:02.557	2:27.695	53	Philip SHANNON	b	10:02.567	2:30.391	53	Philip SHANNON	b	15:00.858	2:28.098
41	James McCULLAGH	b	5:03.297	2:27.720	41	James McCULLAGH	b	10:03.167	2:30.148	2	Emlyn HUGHES	b	15:01.707	2:28.621
2	Emlyn HUGHES	b	5:05.149	2:28.780	2	Emlyn HUGHES	b	10:03.393	2:29.569	41	James McCULLAGH	b	15:02.705	2:28.442
21	Alan CONNOR	b	5:05.814	2:28.514	21	Alan CONNOR	b	10:03.800	2:29.372	21	Alan CONNOR	b	15:03.767	2:29.174
3	Michael DUNLOP	b	5:11.510	2:31.227	3	Michael DUNLOP	b	10:12.903	2:30.836	3	Michael DUNLOP	b	15:15.378	2:33.440
9	Wayne KIRWAN	c	5:13.810	2:34.188	9	Wayne KIRWAN	c	10:24.379	2:35.113	9	Wayne KIRWAN	c	15:28.827	2:31.707
123	Declan O'MEARA	b	5:17.824	2:35.093	123	Declan O'MEARA	b	10:25.197	2:33.163	123	Declan O'MEARA	b	15:32.375	2:33.105
26	Dennis BOOTH	c	5:20.473	2:35.999	26	Dennis BOOTH	c	10:29.047	2:34.262	26	Dennis BOOTH	c	15:36.368	2:33.265
66	Mickey FITZPATRICK	b	5:26.435	2:33.125	66	Mickey FITZPATRICK	b	10:33.852	2:33.366	66	Mickey FITZPATRICK	b	15:38.089	2:32.142
51	Andrew BROWN	b	8:17.888	2:28.767	51	Andrew BROWN	b	13:18.988	2:30.892					