




BUSH ROAD RACES

Friday 22nd & Saturday 23rd June 2007

promoted by Dungannon & District MCC

www.bushroadraces.com

TREVOR HAYDOCK Ltd
CLASSIC 250cc & 350cc



Vans & Trucks



Bush Circuit

3.3078 miles



LAP RECORDS

Class	Rider	Machine	m s	mph	Year
125cc	Darran Lindsay	Honda	2 29.423	79.694	2006
250cc	John Burrows	Honda	2 26.406	81.336	2006
Supersport 600	Darran Lindsay	Honda	2 22.002	83.859	2006
Open 1000cc	Paul Cranston	Honda	2 20.064	85.019	2006
Support 750cc	David Irvine	Yamaha 600	2 28.308	80.293	2006
Support 400cc	Leo Fitzgerald	Suzuki 650	2 35.293	76.681	2006
Classic 1000cc	Robert McCrum	Weslake 850	2 40.470	74.208	2006
Classic 500cc	Billy Lyle	Honda	2 48.669	70.600	2006
Classic 350cc	Adrian Elwood	Honda	2 49.270	70.350	2006
Classic 250cc	Geoff McMullan	Suzuki	2 52.574	69.003	2006

THE DONNELLY GROUP BUSH ROAD RACES

CLASSIC 250 cc / 350 cc


Qualifying

Friday, 22 June 2007



Pos	Class	No	Name	Machine / Sponsor	----- Best Lap -----			On	Laps
					Time	Behind	Speed		
Qualifying Classification									
1	C350	101	Robert McCURUM	Honda 350 - Bellewstown	2:47.902		70.923	5	5
2	C350	211	Tim STEPHENSON	Seeley Honda 350 - John Bell	2:53.031	5.129	68.821	5	5
3	C350	10	Denis GALLAGHER	Drixton Honda 350	2:54.451	6.549	68.260	3	5
4	C350	7	Adrian McFARLAND	Honda 350 - Leonard	2:55.899	7.997	67.698	3	5
5	C350	127	Trevor RUFUS	Honda 350	2:58.116	10.214	66.856	5	5
6	C350	57	Ian AMBLER	Honda 350	3:00.243	12.341	66.067	3	5
7	C350	98	Trevor BLACK	Honda 350	3:02.857	14.955	65.122	5	5
8	C350	24	George STINSON	Honda 350	3:03.709	15.807	64.820	3	5
9	C350	4	Billy LYLE	Honda 350	3:05.219	17.317	64.292	3	3
10	C250	43	Alex McVICKER	Honda 250	3:06.894	18.992	63.716	5	5
11	C350	45	Les CROSS	Spondon Honda 350	3:07.915	20.013	63.370	5	5
12	C250	63	Davy CRAWFORD	Honda 250	3:10.936	23.034	62.367	5	5
13	C250	19	R J WOOLSEY	Suzuki 250	3:14.083	26.181	61.356	4	5
14	C350	84	Gerard MARTIN	Honda 350	3:15.483	27.581	60.916	5	5
15	C250	30	Robert WRIGHT	Honda 250	3:28.001	40.099	57.250	5	5
16	C250	72	Gerry O'KANE	Suzuki 250	3:38.035	50.133	54.615	4	4
17	C350	34	Trevor STEWART	Honda 350	3:38.078	50.176	54.605	4	4
18	C350	26	Bertie BRADFORD	Honda 350	3:38.106	50.204	54.598	4	4
19	C350	83	Thomas CRAIG	Honda 350	3:39.572	51.670	54.233	4	4
20	C350	2	Freddie STEWART	Honda 350	3:53.031	1:05.129	51.101	1	2
21	C250	82	Allen GIBSON	Villiers 247	4:00.106	1:12.204	49.595	4	4
22	C250	15	Dave BROUGH	Suzuki 250 - Jackson	4:03.657	1:15.755	48.872	4	4
23	C250	86	Nigel MOORE	Honda 250	4:52.989	2:05.087	40.643	1	1
24	C250	25	Tom EDGEWORTH	Honda 250	5:10.730	2:22.828	38.323	2	2

These Results are provisional and are subject to ratification by the Stewards of the Meeting.

Track	Bush	Signed		Organising Club	Dungannon & District MCC
Length(miles)	3.3078		Chief Timekeeper	Qualifying Started	18:22:31.859
Weather	Sunny				
Track	Dry	Issued At:	18:45:47		

MCUI
Ulster Centre
Timing
www.mcui-uc.org.uk



2&4
WHEEL MOTORSPORT
STEERING GROUP LTD.

X[®] nitec
SOLUTIONS



THE DONNELLY GROUP BUSH ROAD RACES

CLASSIC 250 cc / 350 cc

Qualifying

Friday, 22 June 2007

DETAILED RESULT



Qualifying Classification

Position

1 101 Robert McCRUM

Behind

Best Time **2:47.902** Best Speed **70.923** On **5** Gp **a**

Lap	Elapsed Time	Lap Time	Lap Speed
1	3:12.099	3:12.099	61.989
2	6:10.918	2:58.819	66.593
3	9:02.529	2:51.611	69.390
4	11:53.550	2:51.021	69.629
5	14:41.452	2:47.902	70.923

2 211 Tim STEPHENSON

Behind **5.129**

Best Time **2:53.031** Best Speed **68.821** On **5** Gp **a**

Lap	Elapsed Time	Lap Time	Lap Speed
1	2:54.798	2:54.798	68.125
2	5:50.297	2:55.499	67.853
3	8:44.305	2:54.008	68.434
4	11:40.423	2:56.118	67.614
5	14:33.454	2:53.031	68.821

3 10 Denis GALLAGHER

Behind **6.549**

Best Time **2:54.451** Best Speed **68.260** On **3** Gp **a**

Lap	Elapsed Time	Lap Time	Lap Speed
1	3:30.879	3:30.879	56.469
2	6:28.222	2:57.343	67.147
3	9:22.673	2:54.451	68.260
4	12:20.236	2:57.563	67.064
5	15:17.448	2:57.212	67.197

4 7 Adrian McFARLAND

Behind **7.997**

Best Time **2:55.899** Best Speed **67.698** On **3** Gp **a**

Lap	Elapsed Time	Lap Time	Lap Speed
1	3:39.749	3:39.749	54.189
2	6:41.219	3:01.470	65.620
3	9:37.118	2:55.899	67.698
4	12:36.274	2:59.156	66.468
5	15:34.321	2:58.047	66.882

Qualifying Classification

Position

5 127 Trevor RUFUS

Behind **10.214**

Best Time **2:58.116** Best Speed **66.856** On **5** Gp **a**

Lap	Elapsed Time	Lap Time	Lap Speed
1	4:02.407	4:02.407	49.124
2	7:07.578	3:05.171	64.309
3	10:08.793	3:01.215	65.712
4	13:10.817	3:02.024	65.420
5	16:08.933	2:58.116	66.856

6 57 Ian AMBLER

Behind **12.341**

Best Time **3:00.243** Best Speed **66.067** On **3** Gp **a**

Lap	Elapsed Time	Lap Time	Lap Speed
1	3:35.480	3:35.480	55.263
2	6:43.625	3:08.145	63.292
3	9:43.868	3:00.243	66.067
4	12:44.926	3:01.058	65.769
5	15:49.558	3:04.632	64.496

7 98 Trevor BLACK

Behind **14.955**

Best Time **3:02.857** Best Speed **65.122** On **5** Gp **a**

Lap	Elapsed Time	Lap Time	Lap Speed
1	3:29.879	3:29.879	56.738
2	6:37.179	3:07.300	63.578
3	9:43.760	3:06.581	63.823
4	12:48.298	3:04.538	64.529
5	15:51.155	3:02.857	65.122

8 24 George STINSON

Behind **15.807**

Best Time **3:03.709** Best Speed **64.820** On **3** Gp **a**

Lap	Elapsed Time	Lap Time	Lap Speed
1	3:11.745	3:11.745	62.104
2	6:18.910	3:07.165	63.623
3	9:22.619	3:03.709	64.820
4	12:27.507	3:04.888	64.407
5	15:31.926	3:04.419	64.571

THE DONNELLY GROUP BUSH ROAD RACES

CLASSIC 250 cc / 350 cc

Qualifying

Friday, 22 June 2007

DETAILED RESULT



Qualifying Classification

Position

9 4 Billy LYLE

Behind 17.317

Best Time 3:05.219 Best Speed 64.292 On 3 Gp a

Lap	Elapsed Time	Lap Time	Lap Speed
1	3:30.386	3:30.386	56.601
2	6:40.114	3:09.728	62.764
3	9:45.333	3:05.219	64.292

10 43 Alex McVICKER

Behind 18.992

Best Time 3:06.894 Best Speed 63.716 On 5 Gp a

Lap	Elapsed Time	Lap Time	Lap Speed
1	3:29.407	3:29.407	56.866
2	6:43.239	3:13.832	61.435
3	9:51.809	3:08.570	63.149
4	13:01.556	3:09.747	62.758
5	16:08.450	3:06.894	63.716

11 45 Les CROSS

Behind 20.013

Best Time 3:07.915 Best Speed 63.370 On 5 Gp a

Lap	Elapsed Time	Lap Time	Lap Speed
1	4:20.754	4:20.754	45.668
2	7:42.539	3:21.785	59.014
3	10:57.814	3:15.275	60.981
4	14:11.906	3:14.092	61.353
5	17:19.821	3:07.915	63.370

12 63 Davy CRAWFORD

Behind 23.034

Best Time 3:10.936 Best Speed 62.367 On 5 Gp a

Lap	Elapsed Time	Lap Time	Lap Speed
1	4:22.739	4:22.739	45.323
2	7:45.077	3:22.338	58.852
3	11:00.884	3:15.807	60.815
4	14:18.517	3:17.633	60.254
5	17:29.453	3:10.936	62.367

Qualifying Classification

Position

13 19 R J WOOLSEY

Behind 26.181

Best Time 3:14.083 Best Speed 61.356 On 4 Gp a

Lap	Elapsed Time	Lap Time	Lap Speed
1	3:29.087	3:29.087	56.953
2	6:57.395	3:28.308	57.166
3	10:21.267	3:23.872	58.410
4	13:35.350	3:14.083	61.356
5	16:49.761	3:14.411	61.252

14 84 Gerard MARTIN

Behind 27.581

Best Time 3:15.483 Best Speed 60.916 On 5 Gp a

Lap	Elapsed Time	Lap Time	Lap Speed
1	3:53.175	3:53.175	51.069
2	7:15.416	3:22.241	58.881
3	10:34.706	3:19.290	59.753
4	13:50.683	3:15.977	60.763
5	17:06.166	3:15.483	60.916

15 30 Robert WRIGHT

Behind 40.099

Best Time 3:28.001 Best Speed 57.250 On 5 Gp a

Lap	Elapsed Time	Lap Time	Lap Speed
1	3:47.319	3:47.319	52.385
2	7:20.870	3:33.551	55.762
3	10:52.832	3:31.962	56.180
4	14:23.452	3:30.620	56.538
5	17:51.453	3:28.001	57.250

16 72 Gerry O'KANE

Behind 50.133

Best Time 3:38.035 Best Speed 54.615 On 4 Gp a

Lap	Elapsed Time	Lap Time	Lap Speed
1	4:40.364	4:40.364	42.474
2	8:30.627	3:50.263	51.715
3	12:08.961	3:38.334	54.541
4	15:46.996	3:38.035	54.615

THE DONNELLY GROUP BUSH ROAD RACES

CLASSIC 250 cc / 350 cc

Qualifying

Friday, 22 June 2007

DETAILED RESULT



Qualifying Classification

Position

17 34 Trevor STEWART

Behind 50.176

Best Time 3:38.078 Best Speed 54.605 On 4 Gp a

Lap	Elapsed Time	Lap Time	Lap Speed
1	4:23.817	4:23.817	45.138
2	8:11.149	3:47.332	52.382
3	11:52.086	3:40.937	53.898
4	15:30.164	3:38.078	54.605

18 26 Bertie BRADFORD

Behind 50.204

Best Time 3:38.106 Best Speed 54.598 On 4 Gp a

Lap	Elapsed Time	Lap Time	Lap Speed
1	4:48.546	4:48.546	41.269
2	8:36.782	3:48.236	52.174
3	12:40.456	4:03.674	48.869
4	16:18.562	3:38.106	54.598

19 83 Thomas CRAIG

Behind 51.670

Best Time 3:39.572 Best Speed 54.233 On 4 Gp a

Lap	Elapsed Time	Lap Time	Lap Speed
1	4:39.728	4:39.728	42.570
2	8:32.567	3:52.839	51.143
3	12:24.133	3:51.566	51.424
4	16:03.705	3:39.572	54.233

20 2 Freddie STEWART

Behind 1:05.129

Best Time 3:53.031 Best Speed 51.101 On 1 Gp a

Lap	Elapsed Time	Lap Time	Lap Speed
1	3:53.031	3:53.031	51.101
2	16:28.186	12:35.155	15.769

21 82 Allen GIBSON

Behind 1:12.204

Best Time 4:00.106 Best Speed 49.595 On 4 Gp a

Lap	Elapsed Time	Lap Time	Lap Speed
1	4:51.296	4:51.296	40.880
2	8:59.221	4:07.925	48.031
3	13:04.466	4:05.245	48.556
4	17:04.572	4:00.106	49.595

Qualifying Classification

Position

22 15 Dave BROUGH

Behind 1:15.755

Best Time 4:03.657 Best Speed 48.872 On 4 Gp a

Lap	Elapsed Time	Lap Time	Lap Speed
1	4:22.298	4:22.298	45.399
2	8:32.266	4:09.968	47.638
3	12:39.866	4:07.600	48.094
4	16:43.523	4:03.657	48.872

23 86 Nigel MOORE

Behind 2:05.087

Best Time 4:52.989 Best Speed 40.643 On 1 Gp a

Lap	Elapsed Time	Lap Time	Lap Speed
1	4:52.989	4:52.989	40.643

24 25 Tom EDGEWORTH

Behind 2:22.828

Best Time 5:10.730 Best Speed 38.323 On 2 Gp a

Lap	Elapsed Time	Lap Time	Lap Speed
1	4:08.130	4:08.130	47.991
2	9:18.860	5:10.730	38.323

THE DONNELLY GROUP BUSH ROAD RACES

CLASSIC 250 cc / 350 cc

Race 2 - Trevor Haydock Ltd. Junior Classic

Saturday, 23 June 2007



Pos	Class	No	Name	Machine / Sponsor	Gp	Laps	Total Time	Behind	Speed	-----Best Lap-----		
										Time	Speed	On
Race Classification												
1	C350	211	Tim STEPHENSON	Seeley Honda 350 - John Bell	a	8	22:36.956		70.205	2:46.848	71.371	8
2	C350	10	Denis GALLAGHER	Drixton Honda 350	a	8	22:37.248	0.292	70.190	2:46.673	71.446	3
3	C350	7	Adrian McFARLAND	Honda 350 - Leonard	a	8	22:50.155	13.199	69.528	2:48.326	70.744	7
4	C350	2	Freddie STEWART	Honda 350	b	8	24:13.444	1:36.488	65.544	2:57.769	66.986	8
5	C350	57	Ian AMBLER	Honda 350	a	8	24:14.234	1:37.278	65.508	2:58.701	66.637	8
6	C250	86	Nigel MOORE	Honda 250	b	8	24:18.089	1:41.133	65.335	2:56.586	67.435	8
7	C250	43	Alex McVICKER	Honda 250	a	8	25:02.488	2:25.532	63.405	3:03.122	65.028	4
8	C350	24	George STINSON	Honda 350	a	8	25:22.854	2:45.898	62.557	3:03.657	64.839	4
9	C250	63	Davy CRAWFORD	Honda 250	a	8	25:23.608	2:46.652	62.526	3:06.961	63.693	7
10	C350	45	Les CROSS	Spondon Honda 350	a	7	23:08.265	1 Lap	60.044	3:08.413	63.202	7
11	C350	83	Thomas CRAIG	Honda 350	b	7	24:33.906	1:25.641	56.555	3:26.447	57.681	7
12	C350	34	Trevor STEWART	Honda 350	b	7	25:01.283	1:53.018	55.524	3:31.125	56.403	3
13	C250	72	Gerry O'KANE	Suzuki 250	b	7	25:12.777	2:04.512	55.102	3:28.756	57.043	7
14	C350	26	Bertie BRADFORD	Honda 350	b	7	25:38.764	2:30.499	54.171	3:33.689	55.726	7
15	C250	30	Robert WRIGHT	Honda 250	a	6	22:52.256	2 Laps	52.066	3:40.703	53.955	3


Fastest Lap / New Lap Record 71.446 mph (Previously 70.350 mph)

C350	10	Denis GALLAGHER	Drixton Honda 350	a						2:46.673	71.446	3
------	----	-----------------	-------------------	---	--	--	--	--	--	----------	--------	---

Not Classified

DNF	C350	84	Gerard MARTIN	Honda 350	b	4	13:14.685	4 Laps	59.939	3:13.069	61.678	4
DNF	C250	19	R J WOOLSEY	Suzuki 250	b	3	10:22.094	5 Laps	57.426	3:12.061	62.002	2
DNF	C350	127	Trevor RUFUS	Honda 350	a	1	2:58.998	7 Laps	66.526	2:58.998	66.526	1
DNF	C350	101	Robert McCRUM	Honda 350 - Bellewstown	a	1	3:05.542	6.544	64.180	3:05.542	64.180	1
DNF	C250	82	Allen GIBSON	Villiers 247	b	1	4:10.332	1:11.334	47.569	4:10.332	47.569	1
DNF	C250	25	Tom EDGEWORTH	Honda 250	b	1	4:13.709	1:14.711	46.936	4:13.709	46.936	1

These Results are provisional and are subject to ratification by the Stewards of the Meeting.

Track	Bush	Signed		Organising Club	Dungannon & District MCC
Length(miles)	3.3078		Chief Timekeeper	Warmup Started	
Weather	Cloudy			Race Started	11:43:38.031
Track	Dry	Issued At:	12:10:12	Gp Time Diff - b	20.15

THE DONNELLY GROUP BUSH ROAD RACES

CLASSIC 250 cc / 350 cc

Race 2 - Trevor Haydock Ltd. Junior Classic

Saturday, 23 June 2007

DETAILED RESULT



Race Classification

1 211 Tim STEPHENSON

Total Time **22:36.956** Avg Speed **70.205** Behind
Best Time **2:46.848** Best Speed **71.371** On **8** Gp **a**

Lap	Elapsed Time	Lap Time	Lap Speed
1	2:53.120	2:53.120	68.785
2	5:42.054	2:48.934	70.490
3	8:28.931	2:46.877	71.358
4	11:19.305	2:50.374	69.894
5	14:08.636	2:49.331	70.324
6	17:00.532	2:51.896	69.275
7	19:50.108	2:49.576	70.223
8	22:36.956	2:46.848	71.371

2 10 Denis GALLAGHER

Total Time **22:37.248** Avg Speed **70.190** Behind **0.292**
Best Time **2:46.673** Best Speed **71.446** On **3** Gp **a**

Lap	Elapsed Time	Lap Time	Lap Speed
1	2:53.841	2:53.841	68.500
2	5:42.686	2:48.845	70.527
3	8:29.359	2:46.673	71.446
4	11:19.948	2:50.589	69.806
5	14:08.933	2:48.985	70.468
6	17:01.046	2:52.113	69.188
7	19:50.486	2:49.440	70.279
8	22:37.248	2:46.762	71.408

3 7 Adrian McFARLAND

Total Time **22:50.155** Avg Speed **69.528** Behind **13.199**
Best Time **2:48.326** Best Speed **70.744** On **7** Gp **a**

Lap	Elapsed Time	Lap Time	Lap Speed
1	3:00.408	3:00.408	66.006
2	5:50.566	2:50.158	69.982
3	8:39.577	2:49.011	70.457
4	11:29.888	2:50.311	69.920
5	14:20.966	2:51.078	69.606
6	17:12.717	2:51.751	69.333
7	20:01.043	2:48.326	70.744
8	22:50.155	2:49.112	70.415

Race Classification

4 2 Freddie STEWART

Total Time **24:13.444** Avg Speed **65.544** Behind **1:36.488**
Best Time **2:57.769** Best Speed **66.986** On **8** Gp **b**

Lap	Elapsed Time	Lap Time	Lap Speed
1	3:11.268	3:11.268	62.259
2	6:13.514	3:02.246	65.341
3	9:14.294	3:00.780	65.871
4	12:12.960	2:58.666	66.650
5	15:14.230	3:01.270	65.693
6	18:15.135	3:00.905	65.825
7	21:15.675	3:00.540	65.958
8	24:13.444	2:57.769	66.986

5 57 Ian AMBLER

Total Time **24:14.234** Avg Speed **65.508** Behind **1:37.278**
Best Time **2:58.701** Best Speed **66.637** On **8** Gp **a**

Lap	Elapsed Time	Lap Time	Lap Speed
1	3:07.805	3:07.805	63.407
2	6:09.144	3:01.339	65.668
3	9:10.112	3:00.968	65.802
4	12:10.889	3:00.777	65.872
5	15:11.325	3:00.436	65.996
6	18:13.794	3:02.469	65.261
7	21:15.533	3:01.739	65.523
8	24:14.234	2:58.701	66.637

6 86 Nigel MOORE

Total Time **24:18.089** Avg Speed **65.335** Behind **1:41.133**
Best Time **2:56.586** Best Speed **67.435** On **8** Gp **b**

Lap	Elapsed Time	Lap Time	Lap Speed
1	3:15.548	3:15.548	60.896
2	6:19.585	3:04.037	64.705
3	9:19.920	3:00.335	66.033
4	12:21.431	3:01.511	65.605
5	15:20.635	2:59.204	66.450
6	18:19.903	2:59.268	66.426
7	21:21.503	3:01.600	65.573
8	24:18.089	2:56.586	67.435

THE DONNELLY GROUP BUSH ROAD RACES

CLASSIC 250 cc / 350 cc

Race 2 - Trevor Haydock Ltd. Junior Classic

Saturday, 23 June 2007

DETAILED RESULT



Race Classification

7 **43 Alex McVICKER**
 Total Time **25:02.488** Avg Speed **63.405** Behind **2:25.532**
 Best Time **3:03.122** Best Speed **65.028** On **4** Gp **a**

Lap	Elapsed Time	Lap Time	Lap Speed
1	3:22.864	3:22.864	58.700
2	6:30.563	3:07.699	63.442
3	9:37.723	3:07.160	63.625
4	12:40.845	3:03.122	65.028
5	15:46.472	3:05.627	64.151
6	18:52.702	3:06.230	63.943
7	21:57.406	3:04.704	64.471
8	25:02.488	3:05.082	64.339

8 **24 George STINSON**
 Total Time **25:22.854** Avg Speed **62.557** Behind **2:45.898**
 Best Time **3:03.657** Best Speed **64.839** On **4** Gp **a**

Lap	Elapsed Time	Lap Time	Lap Speed
1	3:10.042	3:10.042	62.660
2	6:19.882	3:09.840	62.727
3	9:26.542	3:06.660	63.796
4	12:30.199	3:03.657	64.839
5	15:34.097	3:03.898	64.754
6	18:39.743	3:05.646	64.144
7	21:54.063	3:14.320	61.281
8	25:22.854	3:28.791	57.033

9 **63 Davy CRAWFORD**
 Total Time **25:23.608** Avg Speed **62.526** Behind **2:46.652**
 Best Time **3:06.961** Best Speed **63.693** On **7** Gp **a**

Lap	Elapsed Time	Lap Time	Lap Speed
1	3:20.956	3:20.956	59.257
2	6:30.198	3:09.242	62.925
3	9:38.015	3:07.817	63.403
4	12:46.826	3:08.811	63.069
5	15:58.166	3:11.340	62.235
6	19:07.903	3:09.737	62.761
7	22:14.864	3:06.961	63.693
8	25:23.608	3:08.744	63.091

10 **45 Les CROSS**
 Total Time **23:08.265** Avg Speed **60.044** Behind **1 Lap**
 Best Time **3:08.413** Best Speed **63.202** On **7** Gp **a**

Lap	Elapsed Time	Lap Time	Lap Speed
1	3:31.280	3:31.280	56.362
2	6:51.539	3:20.259	59.463
3	10:11.581	3:20.042	59.528
4	13:29.496	3:17.915	60.168
5	16:46.046	3:16.550	60.585
6	19:59.852	3:13.806	61.443
7	23:08.265	3:08.413	63.202

Race Classification

11 **83 Thomas CRAIG**
 Total Time **24:33.906** Avg Speed **56.555** Behind **1:25.641**
 Best Time **3:26.447** Best Speed **57.681** On **7** Gp **b**

Lap	Elapsed Time	Lap Time	Lap Speed
1	3:34.986	3:34.986	55.390
2	7:04.390	3:29.404	56.867
3	10:32.203	3:27.813	57.302
4	14:01.785	3:29.582	56.818
5	17:38.187	3:36.402	55.028
6	21:07.459	3:29.272	56.902
7	24:33.906	3:26.447	57.681

12 **34 Trevor STEWART**
 Total Time **25:01.283** Avg Speed **55.524** Behind **1:53.018**
 Best Time **3:31.125** Best Speed **56.403** On **3** Gp **b**

Lap	Elapsed Time	Lap Time	Lap Speed
1	3:40.926	3:40.926	53.901
2	7:13.780	3:32.854	55.945
3	10:44.905	3:31.125	56.403
4	14:19.168	3:34.263	55.577
5	17:55.221	3:36.053	55.116
6	21:28.130	3:32.909	55.930
7	25:01.283	3:33.153	55.866

13 **72 Gerry O'KANE**
 Total Time **25:12.777** Avg Speed **55.102** Behind **2:04.512**
 Best Time **3:28.756** Best Speed **57.043** On **7** Gp **b**

Lap	Elapsed Time	Lap Time	Lap Speed
1	3:48.396	3:48.396	52.138
2	7:32.020	3:43.624	53.250
3	11:08.938	3:36.918	54.897
4	14:39.317	3:30.379	56.603
5	18:13.662	3:34.345	55.556
6	21:44.021	3:30.359	56.608
7	25:12.777	3:28.756	57.043

14 **26 Bertie BRADFORD**
 Total Time **25:38.764** Avg Speed **54.171** Behind **2:30.499**
 Best Time **3:33.689** Best Speed **55.726** On **7** Gp **b**

Lap	Elapsed Time	Lap Time	Lap Speed
1	3:54.246	3:54.246	50.836
2	7:35.852	3:41.606	53.735
3	11:14.083	3:38.231	54.566
4	14:50.766	3:36.683	54.956
5	18:28.257	3:37.491	54.752
6	22:05.075	3:36.818	54.922
7	25:38.764	3:33.689	55.726

THE DONNELLY GROUP BUSH ROAD RACES

CLASSIC 250 cc / 350 cc

Race 2 - Trevor Haydock Ltd. Junior Classic

Saturday, 23 June 2007

DETAILED RESULT



Race Classification

15 30 Robert WRIGHT

Total Time **22:52.256** Avg Speed **52.066** Behind **2 Laps**
Best Time **3:40.703** Best Speed **53.955** On **3** Gp **a**

Lap	Elapsed Time	Lap Time	Lap Speed
1	4:15.638	4:15.638	46.582
2	7:57.485	3:41.847	53.677
3	11:38.188	3:40.703	53.955
4	15:20.315	3:42.127	53.609
5	19:05.388	3:45.073	52.908
6	22:52.256	3:46.868	52.489

Not Classified

DNF 84 Gerard MARTIN

Total Time **13:14.685** Avg Speed **59.939** Behind **4 Laps**
Best Time **3:13.069** Best Speed **61.678** On **4** Gp **b**

Lap	Elapsed Time	Lap Time	Lap Speed
1	3:24.975	3:24.975	58.095
2	6:42.015	3:17.040	60.435
3	10:01.616	3:19.601	59.659
4	13:14.685	3:13.069	61.678

DNF 19 R J WOOLSEY

Total Time **10:22.094** Avg Speed **57.426** Behind **5 Laps**
Best Time **3:12.061** Best Speed **62.002** On **2** Gp **b**

Lap	Elapsed Time	Lap Time	Lap Speed
1	3:14.516	3:14.516	61.219
2	6:26.577	3:12.061	62.002
3	10:22.094	3:55.517	50.561

DNF 127 Trevor RUFUS

Total Time **2:58.998** Avg Speed **66.526** Behind **7 Laps**
Best Time **2:58.998** Best Speed **66.526** On **1** Gp **a**

Lap	Elapsed Time	Lap Time	Lap Speed
1	2:58.998	2:58.998	66.526

DNF 101 Robert McCURM

Total Time **3:05.542** Avg Speed **64.180** Behind **6.544**
Best Time **3:05.542** Best Speed **64.180** On **1** Gp **a**

Lap	Elapsed Time	Lap Time	Lap Speed
1	3:05.542	3:05.542	64.180

Not Classified

DNF 82 Allen GIBSON

Total Time **4:10.332** Avg Speed **47.569** Behind **1:11.334**
Best Time **4:10.332** Best Speed **47.569** On **1** Gp **b**

Lap	Elapsed Time	Lap Time	Lap Speed
1	4:10.332	4:10.332	47.569

DNF 25 Tom EDGEWORTH

Total Time **4:13.709** Avg Speed **46.936** Behind **1:14.711**
Best Time **4:13.709** Best Speed **46.936** On **1** Gp **b**

Lap	Elapsed Time	Lap Time	Lap Speed
1	4:13.709	4:13.709	46.936

THE DONNELLY GROUP BUSH ROAD RACES

CLASSIC 250 cc / 350 cc

Race 2 - Trevor Haydock Ltd. Junior Classic

LAP CHART



1				
No	Name	G	Elapsed Time	Lap Time
211	Tim STEPHENSON	a	2:53.120	2:53.120
10	Denis GALLAGHER	a	2:53.841	2:53.841
127	Trevor RUFUS	a	2:58.998	2:58.998
7	Adrian McFARLAND	a	3:00.408	3:00.408
101	Robert McCURUM	a	3:05.542	3:05.542
57	Ian AMBLER	a	3:07.805	3:07.805
24	George STINSON	a	3:10.042	3:10.042
2	Freddie STEWART	b	3:11.268	3:11.268
19	R J WOOLSEY	b	3:14.516	3:14.516
86	Nigel MOORE	b	3:15.548	3:15.548
63	Davy CRAWFORD	a	3:20.956	3:20.956
43	Alex McVICKER	a	3:22.864	3:22.864
84	Gerard MARTIN	b	3:24.975	3:24.975
45	Les CROSS	a	3:31.280	3:31.280
83	Thomas CRAIG	b	3:34.986	3:34.986
34	Trevor STEWART	b	3:40.926	3:40.926
72	Gerry O'KANE	b	3:48.396	3:48.396
26	Bertie BRADFORD	b	3:54.246	3:54.246
82	Allen GIBSON	b	4:10.332	4:10.332
25	Tom EDGEWORTH	b	4:13.709	4:13.709
30	Robert WRIGHT	a	4:15.638	4:15.638

2				
No	Name	G	Elapsed Time	Lap Time
211	Tim STEPHENSON	a	5:42.054	2:48.934
10	Denis GALLAGHER	a	5:42.686	2:48.845
7	Adrian McFARLAND	a	5:50.566	2:50.158
57	Ian AMBLER	a	6:09.144	3:01.339
2	Freddie STEWART	b	6:13.514	3:02.246
86	Nigel MOORE	b	6:19.585	3:04.037
24	George STINSON	a	6:19.882	3:09.840
19	R J WOOLSEY	b	6:26.577	3:12.061
63	Davy CRAWFORD	a	6:30.198	3:09.242
43	Alex McVICKER	a	6:30.563	3:07.699
84	Gerard MARTIN	b	6:42.015	3:17.040
45	Les CROSS	a	6:51.539	3:20.259
83	Thomas CRAIG	b	7:04.390	3:29.404
34	Trevor STEWART	b	7:13.780	3:32.854
72	Gerry O'KANE	b	7:32.020	3:43.624
26	Bertie BRADFORD	b	7:35.852	3:41.606
30	Robert WRIGHT	a	7:57.485	3:41.847

3				
No	Name	G	Elapsed Time	Lap Time
211	Tim STEPHENSON	a	8:28.931	2:46.877
10	Denis GALLAGHER	a	8:29.359	2:46.673
7	Adrian McFARLAND	a	8:39.577	2:49.011
57	Ian AMBLER	a	9:10.112	3:00.968
2	Freddie STEWART	b	9:14.294	3:00.780
86	Nigel MOORE	b	9:19.920	3:00.335
24	George STINSON	a	9:26.542	3:06.660
43	Alex McVICKER	a	9:37.723	3:07.160
63	Davy CRAWFORD	a	9:38.015	3:07.817
84	Gerard MARTIN	b	10:01.616	3:19.601
45	Les CROSS	a	10:11.581	3:20.042
19	R J WOOLSEY	b	10:22.094	3:55.517
83	Thomas CRAIG	b	10:32.203	3:27.813
34	Trevor STEWART	b	10:44.905	3:31.125
72	Gerry O'KANE	b	11:08.938	3:36.918
26	Bertie BRADFORD	b	11:14.083	3:38.231
30	Robert WRIGHT	a	11:38.188	3:40.703

4				
No	Name	G	Elapsed Time	Lap Time
211	Tim STEPHENSON	a	11:19.305	2:50.374
10	Denis GALLAGHER	a	11:19.948	2:50.589
7	Adrian McFARLAND	a	11:29.888	2:50.311
57	Ian AMBLER	a	12:10.889	3:00.777
2	Freddie STEWART	b	12:12.960	2:58.666
86	Nigel MOORE	b	12:21.431	3:01.511
24	George STINSON	a	12:30.199	3:03.657
43	Alex McVICKER	a	12:40.845	3:03.122
63	Davy CRAWFORD	a	12:46.826	3:08.811
84	Gerard MARTIN	b	13:14.685	3:13.069
45	Les CROSS	a	13:29.496	3:17.915
83	Thomas CRAIG	b	14:01.785	3:29.582
34	Trevor STEWART	b	14:19.168	3:34.263
72	Gerry O'KANE	b	14:39.317	3:30.379
26	Bertie BRADFORD	b	14:50.766	3:36.683
30	Robert WRIGHT	a	15:20.315	3:42.127

5				
No	Name	G	Elapsed Time	Lap Time
211	Tim STEPHENSON	a	14:08.636	2:49.331
10	Denis GALLAGHER	a	14:08.933	2:48.985
7	Adrian McFARLAND	a	14:20.966	2:51.078
57	Ian AMBLER	a	15:11.325	3:00.436
2	Freddie STEWART	b	15:14.230	3:01.270
86	Nigel MOORE	b	15:20.635	2:59.204
24	George STINSON	a	15:34.097	3:03.898
43	Alex McVICKER	a	15:46.472	3:05.627
63	Davy CRAWFORD	a	15:58.166	3:11.340
45	Les CROSS	a	16:46.046	3:16.550
83	Thomas CRAIG	b	17:38.187	3:36.402
34	Trevor STEWART	b	17:55.221	3:36.053
72	Gerry O'KANE	b	18:13.662	3:34.345
26	Bertie BRADFORD	b	18:28.257	3:37.491
30	Robert WRIGHT	a	19:05.388	3:45.073

6				
No	Name	G	Elapsed Time	Lap Time
211	Tim STEPHENSON	a	17:00.532	2:51.896
10	Denis GALLAGHER	a	17:01.046	2:52.113
7	Adrian McFARLAND	a	17:12.717	2:51.751
57	Ian AMBLER	a	18:13.794	3:02.469
2	Freddie STEWART	b	18:15.135	3:00.905
86	Nigel MOORE	b	18:19.903	2:59.268
24	George STINSON	a	18:39.743	3:05.646
43	Alex McVICKER	a	18:52.702	3:06.230
63	Davy CRAWFORD	a	19:07.903	3:09.737
45	Les CROSS	a	19:59.852	3:13.806
83	Thomas CRAIG	b	21:07.459	3:29.272
34	Trevor STEWART	b	21:28.130	3:32.909
72	Gerry O'KANE	b	21:44.021	3:30.359
26	Bertie BRADFORD	b	22:05.075	3:36.818
30	Robert WRIGHT	a	22:52.256	3:46.868

THE DONNELLY GROUP BUSH ROAD RACES

CLASSIC 250 cc / 350 cc

Race 2 - Trevor Haydock Ltd. Junior Classic

LAP CHART



7

No	Name	G	Elapsed Time	Lap Time
211	Tim STEPHENSON	a	19:50.108	2:49.576
10	Denis GALLAGHER	a	19:50.486	2:49.440
7	Adrian McFARLAND	a	20:01.043	2:48.326
57	Ian AMBLER	a	21:15.533	3:01.739
2	Freddie STEWART	b	21:15.675	3:00.540
86	Nigel MOORE	b	21:21.503	3:01.600
24	George STINSON	a	21:54.063	3:14.320
43	Alex McVICKER	a	21:57.406	3:04.704
63	Davy CRAWFORD	a	22:14.864	3:06.961
45	Les CROSS	a	23:08.265	3:08.413
83	Thomas CRAIG	b	24:33.906	3:26.447
34	Trevor STEWART	b	25:01.283	3:33.153
72	Gerry O'KANE	b	25:12.777	3:28.756
26	Bertie BRADFORD	b	25:38.764	3:33.689

8

No	Name	G	Elapsed Time	Lap Time
211	Tim STEPHENSON	a	22:36.956	2:46.848
10	Denis GALLAGHER	a	22:37.248	2:46.762
7	Adrian McFARLAND	a	22:50.155	2:49.112
2	Freddie STEWART	b	24:13.444	2:57.769
57	Ian AMBLER	a	24:14.234	2:58.701
86	Nigel MOORE	b	24:18.089	2:56.586
43	Alex McVICKER	a	25:02.488	3:05.082
24	George STINSON	a	25:22.854	3:28.791
63	Davy CRAWFORD	a	25:23.608	3:08.744