

# Around A Pound

TANDRAGEE 100

Friday 21<sup>st</sup> & Saturday 22<sup>nd</sup> April 2017

promoted by North Armagh MC & CC

[www.tandragee100.co.uk](http://www.tandragee100.co.uk)

**CVRS** - media  
Intelligent Data Systems   
**SUPERSPORT**

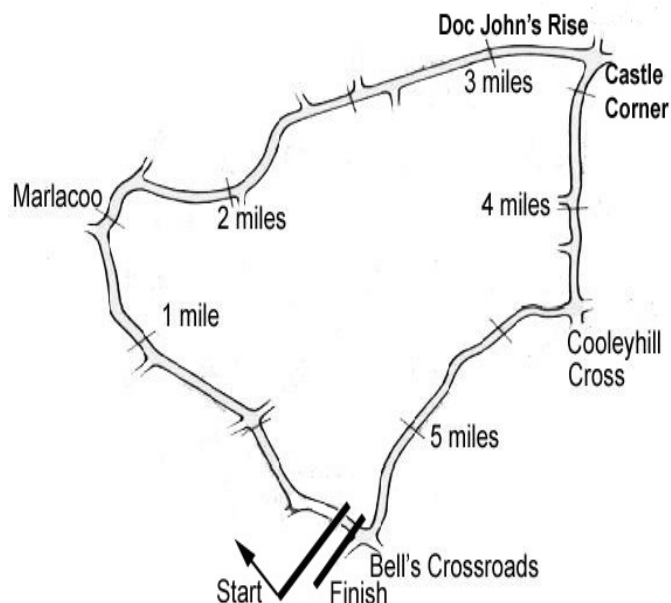


Armagh City  
Banbridge  
& Craigavon  
Borough Council

**greenlighttv**



# Tandragee Circuit 5.34375 miles



## LAP RECORDS

Class	Rider	Machine	m	s	mph	Year
125cc	Robert Dunlop	Honda	3	19.38	96.487	1999
Moto 3	Sam Wilson	Honda 250	3	31.478	90.967	2017
250cc	Phillip McCallen	Honda	3	10.0	101.25	1991
Lightweight Supersport	Michael Sweeney	Yamaha 400	3	18.250	97.037	2016
Supertwin	Ryan Farquhar	Kawasaki	3	05.522	103.694	2016
Supersport	Michael Dunlop	Yamaha	2	57.522	108.367	2011
Superbike	Michael Dunlop	Kawasaki	2	56.012	109.297	2011
Senior Support	Joe Newbould	Kawasaki 600	3	08.944	101.816	2016
Junior Support	Joseph Loughlin	Kawasaki 650	3	13.352	99.495	2017
Classic 1000cc	Stewart Parkhill	BSA 750	3	29.69	91.74	1996
Classic 500cc	Bob Jackson	Norton	3	27.03	92.921	1998
Classic 350cc	Colin Rodgers	Honda	3	38.59	88.007	1999
Classic 250cc	Gary Long	Suzuki	3	42.23	86.566	1997
Forgotten Era	Anthony McColgan	Bimota 750	3	26.882	92.988	2016

## MOST WINS at TANDRAGEE 100

Ryan Farquhar	20	1996-16	(450-5, STWN-4, SSP-2, SBK-6, SJUN-1, C500-2)
Joey Dunlop	18	1971-00	(125-3, 200 HC-1, 250-2, 350-3, 500-1, SSP-1, SBK-7)
Brian Reid	14	1980-94	(125-1, 250-3, 350-4, 500-1, SSP-3, SBK-2)
Michael Dunlop	11	2006-13	(125-1, 250-2, SSP-3, SBK-4, SJUN-1)
Ray McCullough	10	1971-82	(250-7, 350-2, 500-1)
Phillip McCallen	9	1988-99	(125-1, 250-3, SSP-1, SBK-4)
William Dunlop	9	2008-16	(125-1, 250-4, SSP-3, SBK-1)
Sam McClements	8	1981-89	(SBK-5, C500-3)
Robert Dunlop	7	1985-06	(125-7)

## MOST WINS AT ALL IRISH ROAD RACE MEETINGS (after Cookstown 100 2018)

Ryan Farquhar	211	1995-16
Joey Dunlop	156	1971-00
Robert Dunlop	135	1980-08
William Dunlop	119	2005-17
Ray McCullough	109	1960-82
Phillip McCallen	109	1987-99
Michael Dunlop	102	2006-18
Brian Reid	78	1980-94
Darran Lindsay	74	1999-06
James Courtney	66	1992-99

# AROUND A POUND TANDRAGEE 1000

## SUPERSPORT

### Qualifying


Friday, 04 May 2018



Pos	Class	No	Name	Machine / Sponsor	Time	Behind	Speed	On	Laps
----- Best Lap -----									
Qualifying Classification									
1	SSPR	82	Derek SHEILS	Yamaha	3:00.504		106.577	4	5
2	SSPR	86	Derek McGEE	Kawasaki - B & W Racing	3:00.741	0.237	106.437	4	5
3	SSPR	65	Michael SWEENEY	Yamaha - MJR Racing	3:02.753	2.249	105.265	5	5
4	SSPR	6	William DUNLOP	Yamaha - Temple Golf Club/Caffrey Racing	3:03.485	2.981	104.845	5	5
5	SSPR	56	Adam McLEAN	Kawasaki - McAdoo Kawasaki Racing	3:03.999	3.495	104.552	4	5
6	SSPR	74	Davey TODD	Honda - Cookstown BE Racing	3:07.460	6.956	102.622	3	4
7	SSPR	96	Andy FARRELL	Kawasaki	3:10.168	9.664	101.161	4	5
8	SSPR	10	James CHAWKE	Kawasaki	3:10.478	9.974	100.996	3	5
9	SSPR	59	Darryl TWEED	Triumph 675 - M & D Racing	3:10.668	10.164	100.895	5	5
10	SSPR	27	Joseph LOUGHLIN	Kawasaki - G2-Tech	3:11.937	11.433	100.228	5	5
11	SSPR	93	Paul CRANSTON	Yamaha - P & J Fuel Haulage	3:12.058	11.554	100.165	4	5
12	SSPR	138	Steven PROCTER	Yamaha	3:12.702	12.198	99.830	5	5
13	SSPR	60	Darren COOPER	Kawasaki - Team DCR	3:13.326	12.822	99.508	5	5
14	SSPR	63	Tom ROBINSON	Kawasaki	3:13.559	13.055	99.388	3	5
15	SSPR	24	Graham KENNEDY	Yamaha - O D Racing	3:13.598	13.094	99.368	5	5
16	SSPR	68	Gareth EVANS	Yamaha - Joe Evans Garage	3:14.119	13.615	99.102	2	5
17	SSPR	40	Rhys HARDISTY	Yamaha	3:14.777	14.273	98.767	5	5
18	SSPR	34	Daniel METTAM	Yamaha - McKinstry Racing	3:14.995	14.491	98.656	4	5
19	SSPR	109	Neil KERNOHAN	Yamaha - Logan Racing	3:15.389	14.885	98.457	5	5
20	SSPR	71	Davy MORGAN	Kawasaki - DM71	3:15.394	14.890	98.455	5	5
21	SSPR	75	Kevin FITZPATRICK	Kawasaki - Bert Racing	3:15.661	15.157	98.321	2	3
22	SSPR	38	Paul WILLIAMS	Triumph 675	3:15.889	15.385	98.206	4	5
23	SSPR	54	Sam JOHNSON	Kawasaki - Colin Dunlop Racing	3:16.117	15.613	98.092	5	5
24	SSPR	23	Michal DOKOUPIL	Yamaha - DAS Trans Racing	3:19.031	18.527	96.656	5	5
25	SSPR	88	Forest DUNN	Triumph 675 - Forest Dunn Racing	3:19.067	18.563	96.638	4	5
26	SSPR	26	Dennis BOOTH	Suzuki	3:21.602	21.098	95.423	5	5
27	SSPR	55	Eric WILSON	Honda	3:23.323	22.819	94.615	5	5
28	SSPR	66	Alan JOHNSTON	Kawasaki - BES Contracts	3:24.898	24.394	93.888	4	5
29	SSPR	92	Noel CARROLL	Yamaha	3:26.874	26.370	92.991	4	5

Provisional result to be confirmed by the Stewards of the Meeting subject to completion of technical inspections & the time limit for protests

Page 1 / 1

Circuit	<b>Tandragee</b>	Signed		Organising Club	<b>North Armagh MC&amp;CC</b>
Length(miles)	<b>5.3438</b> <b>Lap 1 (5.2368)</b>		Chief Timekeeper	Qualifying Started	<b>17:43</b>
Weather	<b>Bright</b>	Issued At:	<b>18:06</b>		
Track	<b>Dry</b>				

# AROUND A POUND TANDRAGEE 1000

## SUPERSPORT

### Qualifying

Friday, 04 May 2018

## DETAILED RESULT



### Qualifying Classification

Position

#### **1** 82 Derek SHEILS

SSPR Behind  
Best Time **3:00.504** Best Speed **106.577** On **4** Gp

Lap	Elapsed Time	Lap Time	Lap Speed
1	3:34.623	3:34.623	87.839
2	6:53.358	3:18.735	96.800
3	9:57.741	3:04.383	104.334
4	12:58.245	3:00.504	106.577
5	16:27.161	3:28.916	92.082

#### **2** 86 Derek McGEE

SSPR Behind **0.237**  
Best Time **3:00.741** Best Speed **106.437** On **4** Gp

Lap	Elapsed Time	Lap Time	Lap Speed
1	3:35.750	3:35.750	87.380
2	6:54.536	3:18.786	96.775
3	9:57.154	3:02.618	105.343
4	12:57.895	3:00.741	106.437
5	16:19.625	3:21.730	95.363

#### **3** 65 Michael SWEENEY

SSPR Behind **2.249**  
Best Time **3:02.753** Best Speed **105.265** On **5** Gp

Lap	Elapsed Time	Lap Time	Lap Speed
1	3:36.222	3:36.222	87.190
2	6:43.842	3:07.620	102.534
3	9:48.485	3:04.643	104.188
4	12:51.901	3:03.416	104.885
5	15:54.654	3:02.753	105.265

#### **4** 6 William DUNLOP

SSPR Behind **2.981**  
Best Time **3:03.485** Best Speed **104.845** On **5** Gp

Lap	Elapsed Time	Lap Time	Lap Speed
1	3:45.532	3:45.532	83.590
2	6:52.924	3:07.392	102.659
3	10:11.464	3:18.540	96.895
4	13:15.385	3:03.921	104.597
5	16:18.870	3:03.485	104.845

### Qualifying Classification

Position

#### **5** 56 Adam McLEAN

SSPR Behind **3.495**  
Best Time **3:03.999** Best Speed **104.552** On **4** Gp

Lap	Elapsed Time	Lap Time	Lap Speed
1	3:33.088	3:33.088	88.472
2	6:38.513	3:05.425	103.748
3	9:42.607	3:04.094	104.498
4	12:46.606	3:03.999	104.552
5	15:50.995	3:04.389	104.331

#### **6** 74 Davey TODD

SSPR Behind **6.956**  
Best Time **3:07.460** Best Speed **102.622** On **3** Gp

Lap	Elapsed Time	Lap Time	Lap Speed
1	3:36.655	3:36.655	87.015
2	6:46.108	3:09.453	101.542
3	9:53.568	3:07.460	102.622
4	13:01.427	3:07.859	102.404

#### **7** 96 Andy FARRELL

SSPR Behind **9.664**  
Best Time **3:10.168** Best Speed **101.161** On **4** Gp

Lap	Elapsed Time	Lap Time	Lap Speed
1	3:46.488	3:46.488	83.238
2	6:57.567	3:11.079	100.678
3	10:08.558	3:10.991	100.725
4	13:18.726	3:10.168	101.161
5	16:29.512	3:10.786	100.833

#### **8** 10 James CHAWKE

SSPR Behind **9.974**  
Best Time **3:10.478** Best Speed **100.996** On **3** Gp

Lap	Elapsed Time	Lap Time	Lap Speed
1	3:49.633	3:49.633	82.098
2	7:00.546	3:10.913	100.766
3	10:11.024	3:10.478	100.996
4	13:22.304	3:11.280	100.572
5	16:34.022	3:11.718	100.343

# AROUND A POUND TANDRAGEE 1000

## SUPERSPORT

### Qualifying

Friday, 04 May 2018

## DETAILED RESULT



### Qualifying Classification

Position

#### **9** 59 Darryl TWEED

SSPR Behind 10.164

Best Time 3:10.668 Best Speed 100.895 On 5 Gp

Lap	Elapsed Time	Lap Time	Lap Speed
1	3:56.024	3:56.024	79.875
2	7:08.585	3:12.561	99.903
3	10:20.155	3:11.570	100.420
4	13:31.859	3:11.704	100.350
5	16:42.527	3:10.668	100.895

### Qualifying Classification

Position

#### **13** 60 Darren COOPER

SSPR Behind 12.822

Best Time 3:13.326 Best Speed 99.508 On 5 Gp

Lap	Elapsed Time	Lap Time	Lap Speed
1	3:56.786	3:56.786	79.617
2	7:12.795	3:16.009	98.146
3	10:29.720	3:16.925	97.689
4	13:46.534	3:16.814	97.745
5	16:59.860	3:13.326	99.508

#### **10** 27 Joseph LOUGHLIN

SSPR Behind 11.433

Best Time 3:11.937 Best Speed 100.228 On 5 Gp

Lap	Elapsed Time	Lap Time	Lap Speed
1	3:50.864	3:50.864	81.660
2	7:04.172	3:13.308	99.517
3	10:16.114	3:11.942	100.226
4	13:30.128	3:14.014	99.155
5	16:42.065	3:11.937	100.228

#### **14** 63 Tom ROBINSON

SSPR Behind 13.055

Best Time 3:13.559 Best Speed 99.388 On 3 Gp

Lap	Elapsed Time	Lap Time	Lap Speed
1	4:43.120	4:43.120	66.588
2	8:04.883	3:21.763	95.347
3	11:18.442	3:13.559	99.388
4	14:32.893	3:14.451	98.932
5	17:47.236	3:14.343	98.987

#### **11** 93 Paul CRANSTON

SSPR Behind 11.554

Best Time 3:12.058 Best Speed 100.165 On 4 Gp

Lap	Elapsed Time	Lap Time	Lap Speed
1	4:09.572	4:09.572	75.539
2	7:24.938	3:15.366	98.469
3	10:40.181	3:15.243	98.531
4	13:52.239	3:12.058	100.165
5	17:06.660	3:14.421	98.948

#### **15** 24 Graham KENNEDY

SSPR Behind 13.094

Best Time 3:13.598 Best Speed 99.368 On 5 Gp

Lap	Elapsed Time	Lap Time	Lap Speed
1	4:02.353	4:02.353	77.789
2	7:19.950	3:17.597	97.357
3	10:35.624	3:15.674	98.314
4	13:50.348	3:14.724	98.794
5	17:03.946	3:13.598	99.368

#### **12** 138 Steven PROCTER

SSPR Behind 12.198

Best Time 3:12.702 Best Speed 99.830 On 5 Gp

Lap	Elapsed Time	Lap Time	Lap Speed
1	4:34.799	4:34.799	68.604
2	7:50.862	3:16.063	98.119
3	11:04.829	3:13.967	99.179
4	14:19.216	3:14.387	98.965
5	17:31.918	3:12.702	99.830

#### **16** 68 Gareth EVANS

SSPR Behind 13.615

Best Time 3:14.119 Best Speed 99.102 On 2 Gp

Lap	Elapsed Time	Lap Time	Lap Speed
1	4:11.404	4:11.404	74.988
2	7:25.523	3:14.119	99.102
3	10:41.978	3:16.455	97.923
4	13:58.352	3:16.374	97.964
5	17:13.545	3:15.193	98.556

# AROUND A POUND TANDRAGEE 1000

## SUPERSPORT

### Qualifying

Friday, 04 May 2018

## DETAILED RESULT



### Qualifying Classification

Position

#### 17 40 Rhys HARDISTY

SSPR Behind 14.273

Best Time 3:14.777 Best Speed 98.767 On 5 Gp

Lap	Elapsed Time	Lap Time	Lap Speed
1	4:09.902	4:09.902	75.439
2	7:26.202	3:16.300	98.001
3	10:42.214	3:16.012	98.145
4	13:57.939	3:15.725	98.288
5	17:12.716	3:14.777	98.767

#### 18 34 Daniel METTAM

SSPR Behind 14.491

Best Time 3:14.995 Best Speed 98.656 On 4 Gp

Lap	Elapsed Time	Lap Time	Lap Speed
1	4:02.072	4:02.072	77.879
2	7:20.692	3:18.620	96.856
3	10:36.559	3:15.867	98.217
4	13:51.554	3:14.995	98.656
5	17:08.356	3:16.802	97.751

#### 19 109 Neil KERNOHAN

SSPR Behind 14.885

Best Time 3:15.389 Best Speed 98.457 On 5 Gp

Lap	Elapsed Time	Lap Time	Lap Speed
1	4:33.120	4:33.120	69.026
2	7:54.575	3:21.455	95.493
3	11:12.999	3:18.424	96.951
4	14:31.062	3:18.063	97.128
5	17:46.451	3:15.389	98.457

#### 20 71 Davy MORGAN

SSPR Behind 14.890

Best Time 3:15.394 Best Speed 98.455 On 5 Gp

Lap	Elapsed Time	Lap Time	Lap Speed
1	4:35.562	4:35.562	68.414
2	7:55.010	3:19.448	96.454
3	11:13.361	3:18.351	96.987
4	14:31.515	3:18.154	97.084
5	17:46.909	3:15.394	98.455

### Qualifying Classification

Position

#### 21 75 Kevin FITZPATRICK

SSPR Behind 15.157

Best Time 3:15.661 Best Speed 98.321 On 2 Gp

Lap	Elapsed Time	Lap Time	Lap Speed
1	4:08.789	4:08.789	75.776
2	7:24.450	3:15.661	98.321
3	10:40.805	3:16.355	97.973

#### 22 38 Paul WILLIAMS

SSPR Behind 15.385

Best Time 3:15.889 Best Speed 98.206 On 4 Gp

Lap	Elapsed Time	Lap Time	Lap Speed
1	4:03.158	4:03.158	77.531
2	7:22.747	3:19.589	96.386
3	10:41.354	3:18.607	96.862
4	13:57.243	3:15.889	98.206
5	17:13.327	3:16.084	98.108

#### 23 54 Sam JOHNSON

SSPR Behind 15.613

Best Time 3:16.117 Best Speed 98.092 On 5 Gp

Lap	Elapsed Time	Lap Time	Lap Speed
1	4:19.358	4:19.358	72.688
2	7:36.923	3:17.565	97.373
3	10:54.632	3:17.709	97.302
4	14:11.593	3:16.961	97.672
5	17:27.710	3:16.117	98.092

#### 24 23 Michal DOKOUPIL

SSPR Behind 18.527

Best Time 3:19.031 Best Speed 96.656 On 5 Gp

Lap	Elapsed Time	Lap Time	Lap Speed
1	4:40.150	4:40.150	67.294
2	8:05.816	3:25.666	93.538
3	11:25.364	3:19.548	96.405
4	14:45.391	3:20.027	96.175
5	18:04.422	3:19.031	96.656

# AROUND A POUND TANDRAGEE 1000

## SUPERSPORT

### Qualifying

Friday, 04 May 2018

## DETAILED RESULT



### Qualifying Classification

Position

#### **25** 88 Forest DUNN

SSPR Behind **18.563**

Best Time **3:19.067** Best Speed **96.638** On **4** Gp

Lap	Elapsed Time	Lap Time	Lap Speed
1	3:59.538	3:59.538	78.703
2	7:20.375	3:20.837	95.787
3	10:41.015	3:20.640	95.881
4	14:00.082	3:19.067	96.638
5	17:19.435	3:19.353	96.500

#### **26** 26 Dennis BOOTH

SSPR Behind **21.098**

Best Time **3:21.602** Best Speed **95.423** On **5** Gp

Lap	Elapsed Time	Lap Time	Lap Speed
1	4:41.771	4:41.771	66.906
2	8:06.460	3:24.689	93.984
3	11:34.141	3:27.681	92.630
4	14:57.835	3:23.694	94.443
5	18:19.437	3:21.602	95.423

#### **27** 55 Eric WILSON

SSPR Behind **22.819**

Best Time **3:23.323** Best Speed **94.615** On **5** Gp

Lap	Elapsed Time	Lap Time	Lap Speed
1	4:35.306	4:35.306	68.478
2	8:06.031	3:30.725	91.292
3	11:33.696	3:27.665	92.637
4	14:59.991	3:26.295	93.252
5	18:23.314	3:23.323	94.615

#### **28** 66 Alan JOHNSTON

SSPR Behind **24.394**

Best Time **3:24.898** Best Speed **93.888** On **4** Gp

Lap	Elapsed Time	Lap Time	Lap Speed
1	4:45.839	4:45.839	65.954
2	8:16.843	3:31.004	91.171
3	11:42.155	3:25.312	93.699
4	15:07.053	3:24.898	93.888
5	18:33.756	3:26.703	93.068

### Qualifying Classification

Position

#### **29** 92 Noel CARROLL

SSPR Behind **26.370**

Best Time **3:26.874** Best Speed **92.991** On **4** Gp

Lap	Elapsed Time	Lap Time	Lap Speed
1	4:41.541	4:41.541	66.961
2	8:17.283	3:35.742	89.169
3	11:44.367	3:27.084	92.897
4	15:11.241	3:26.874	92.991
5	18:38.723	3:27.482	92.719

## AROUND A POUND TANDRAGEE 100

SUPERSPORT

Tandragee 5.344 miles

R3: CVRS Media Supersport

05/05/2018 12:30

Race (6 Laps)

### RACE 3 - SUPERSPORT

14		92		126	
		A		B	
13	26		55		66
	A		B		C
12		23		88	
		A		B	
11	75		38		54
	A		B		C
10		109		71	
		A		B	
9	68		40		34
	A		B		C
8					
		A		B	
7					
	A		B		C
6		63		24	
		A		B	
5	93		138		60
	A		B		C
4		59		27	
		A		B	
3	74		96		10
	A		B		C
2		6		56	
		A		B	
1	82		86		65
	A		B		C

POLE POSITION



Promoted by North Armagh Motor Cycle and Car Club

Orbits

Provisional result to be confirmed by the Stewards of the Meeting subject to the completion of technical inspections and the time limit for protests  
MCUI (Ulster Centre) Timing @ [www.elaps-timing.com](http://www.elaps-timing.com)





# AROUND A POUND TANDRAGEE 1000

## SUPERSPORT

### Race 3 - CVRS Media Supersport

Saturday, 05 May 2018




Pos	Class	No	Name	Machine / Sponsor	Gp	Lap	Total Time	Behind	Speed	-----Best Lap-----		
										Time	Speed	On
<b>Race Classification</b>												
1	SSPR	86	Derek McGEE	Kawasaki - B & W Racing	a	6	18:05.752		105.954	3:00.117	106.806	3
2	SSPR	56	Adam McLEAN	Kawasaki - McAdoo Kawasaki Racing	a	6	18:12.339	6.587	105.315	3:00.198	106.758	6
3	SSPR	6	William DUNLOP	Yamaha - Temple Golf Club/Caffrey Racing	a	6	18:13.004	7.252	105.251	3:00.044	106.849	6
4	SSPR	65	Michael SWEENEY	Yamaha - MJR Racing	a	6	18:13.690	7.938	105.185	3:00.353	106.666	6
5	SSPR	82	Derek SHEILS	Yamaha	a	6	18:13.996	8.244	105.156	3:00.414	106.630	6
6	SSPR	27	Joseph LOUGHLIN	Kawasaki - G2-Tech	a	6	18:46.621	40.869	102.110	3:05.808	103.534	6
7	SSPR	96	Andy FARRELL	Kawasaki	a	6	18:47.149	41.397	102.063	3:05.981	103.438	5
8	SSPR	59	Darryl TWEED	Triumph 675 - M & D Racing	a	6	18:47.442	41.690	102.036	3:05.949	103.456	6
9	SSPR	10	James CHAWKE	Kawasaki	a	6	18:48.221	42.469	101.966	3:05.462	103.727	6
10	SSPR	138	Steven PROCTER	Yamaha	a	6	18:48.843	43.091	101.909	3:06.335	103.241	6
11	SSPR	63	Tom ROBINSON	Kawasaki	a	6	18:52.483	46.731	101.582	3:07.409	102.650	4
12	SSPR	60	Darren COOPER	Kawasaki - Team DCR	a	6	18:57.953	52.201	101.094	3:08.395	102.113	5
13	SSPR	75	Kevin FITZPATRICK	Kawasaki - Bert Racing	b	6	19:07.723	1:01.971	100.233	3:08.224	102.205	6
14	SSPR	40	Rhys HARDISTY	Yamaha	b	6	19:12.935	1:07.183	99.780	3:09.064	101.751	6
15	SSPR	38	Paul WILLIAMS	Triumph 675	b	6	19:13.197	1:07.445	99.757	3:09.008	101.781	6
16	SSPR	24	Graham KENNEDY	Yamaha - O D Racing	a	6	19:16.243	1:10.491	99.494	3:10.883	100.782	6
17	SSPR	93	Paul CRANSTON	Yamaha - P & J Fuel Haulage	a	6	19:16.653	1:10.901	99.459	3:11.322	100.550	6
18	SSPR	68	Gareth EVANS	Yamaha - Joe Evans Garage	b	6	19:24.466	1:18.714	98.792	3:13.502	99.418	2
19	SSPR	109	Neil KERNOHAN	Yamaha - Logan Racing	b	6	19:25.953	1:20.201	98.666	3:11.958	100.217	5
20	SSPR	126	Mike NORBURY	Kawasaki	b	6	19:31.323	1:25.571	98.214	3:13.122	99.613	6
21	SSPR	88	Forest DUNN	Triumph 675 - Forest Dunn Racing	b	6	19:48.677	1:42.925	96.780	3:16.152	98.074	4
22	SSPR	55	Eric WILSON	Honda	b	6	19:52.110	1:46.358	96.501	3:16.067	98.117	6
23	SSPR	23	Michal DOKOUPIL	Yamaha - DAS Trans Racing	b	6	19:54.145	1:48.393	96.337	3:17.833	97.241	6
24	SSPR	26	Dennis BOOTH	Suzuki	b	6	19:54.233	1:48.481	96.329	3:16.157	98.072	5
25	SSPR	92	Noel CARROLL	Yamaha	b	6	20:20.959	2:15.207	94.221	3:20.082	96.148	2
26	SSPR	66	Alan JOHNSTON	Kawasaki - BES Contracts	b	6	20:21.418	2:15.666	94.185	3:22.133	95.172	4

### Fastest Lap

SSPR	6	William DUNLOP	Yamaha - Temple Golf Club/Caffrey Racing	3:00.044	106.849	6
------	---	----------------	--	----------	---------	---

Provisional result to be confirmed by the Stewards of the Meeting subject to completion of technical inspections & the time limit for protests

Page 1 / 1

Circuit	<b>Tandragee</b>	Signed		Organising Club	<b>North Armagh MC&amp;CC</b>
Length(miles)	<b>5.3438</b>	Lap 1 (5.2368)	Chief Timekeeper	Race Started	<b>13:40</b>
Weather	<b>Cloudy</b>	Issued At:	<b>14:02</b>	Gp Time Diff - b	<b>29.59</b>
Track	<b>Dry</b>				

# AROUND A POUND TANDRAGEE 1000

## SUPERSPORT

Race 3 - CVRS Media Supersport

Saturday, 05 May 2018

## DETAILED RESULT



### Race Classification

#### **1** 86 Derek McGEE

Total Time **18:05.752** Avg Speed **105.954** Behind  
Best Time **3:00.117** Best Speed **106.806** On **3** Gp **a**

Lap	Elapsed Time	Lap Time	Lap Speed
1	3:01.053	3:01.053	104.126
2	6:01.320	3:00.267	106.717
3	9:01.437	3:00.117	106.806
4	12:02.340	3:00.903	106.342
5	15:03.106	3:00.766	106.422
6	18:05.752	3:02.646	105.327

#### **2** 56 Adam McLEAN

Total Time **18:12.339** Avg Speed **105.315** Behind **6.587**  
Best Time **3:00.198** Best Speed **106.758** On **6** Gp **a**

Lap	Elapsed Time	Lap Time	Lap Speed
1	3:04.984	3:04.984	101.913
2	6:07.180	3:02.196	105.587
3	9:08.805	3:01.625	105.919
4	12:11.119	3:02.314	105.519
5	15:12.141	3:01.022	106.272
6	18:12.339	3:00.198	106.758

#### **3** 6 William DUNLOP

Total Time **18:13.004** Avg Speed **105.251** Behind **7.252**  
Best Time **3:00.044** Best Speed **106.849** On **6** Gp **a**

Lap	Elapsed Time	Lap Time	Lap Speed
1	3:04.674	3:04.674	102.084
2	6:06.553	3:01.879	105.771
3	9:08.622	3:02.069	105.660
4	12:11.378	3:02.756	105.263
5	15:12.960	3:01.582	105.944
6	18:13.004	3:00.044	106.849

#### **4** 65 Michael SWEENEY

Total Time **18:13.690** Avg Speed **105.185** Behind **7.938**  
Best Time **3:00.353** Best Speed **106.666** On **6** Gp **a**

Lap	Elapsed Time	Lap Time	Lap Speed
1	3:05.559	3:05.559	101.597
2	6:07.650	3:02.091	105.648
3	9:09.760	3:02.110	105.637
4	12:11.642	3:01.882	105.769
5	15:13.337	3:01.695	105.878
6	18:13.690	3:00.353	106.666

### Race Classification

#### **5** 82 Derek SHEILS

Total Time **18:13.996** Avg Speed **105.156** Behind **8.244**  
Best Time **3:00.414** Best Speed **106.630** On **6** Gp **a**

Lap	Elapsed Time	Lap Time	Lap Speed
1	3:03.934	3:03.934	102.495
2	6:06.958	3:03.024	105.109
3	9:09.376	3:02.418	105.458
4	12:11.854	3:02.478	105.424
5	15:13.582	3:01.728	105.859
6	18:13.996	3:00.414	106.630

#### **6** 27 Joseph LOUGHLIN

Total Time **18:46.621** Avg Speed **102.110** Behind **40.869**  
Best Time **3:05.808** Best Speed **103.534** On **6** Gp **a**

Lap	Elapsed Time	Lap Time	Lap Speed
1	3:11.131	3:11.131	98.635
2	6:18.240	3:07.109	102.814
3	9:26.508	3:08.268	102.181
4	12:34.857	3:08.349	102.138
5	15:40.813	3:05.956	103.452
6	18:46.621	3:05.808	103.534

#### **7** 96 Andy FARRELL

Total Time **18:47.149** Avg Speed **102.063** Behind **41.397**  
Best Time **3:05.981** Best Speed **103.438** On **5** Gp **a**

Lap	Elapsed Time	Lap Time	Lap Speed
1	3:11.488	3:11.488	98.452
2	6:19.774	3:08.286	102.172
3	9:27.001	3:07.227	102.750
4	12:34.583	3:07.582	102.555
5	15:40.564	3:05.981	103.438
6	18:47.149	3:06.585	103.103

#### **8** 59 Darryl TWEED

Total Time **18:47.442** Avg Speed **102.036** Behind **41.690**  
Best Time **3:05.949** Best Speed **103.456** On **6** Gp **a**

Lap	Elapsed Time	Lap Time	Lap Speed
1	3:10.935	3:10.935	98.737
2	6:18.759	3:07.824	102.423
3	9:26.331	3:07.572	102.561
4	12:34.388	3:08.057	102.296
5	15:41.493	3:07.105	102.817
6	18:47.442	3:05.949	103.456

# AROUND A POUND TANDRAGEE 1000

## SUPERSPORT

Race 3 - CVRS Media Supersport

Saturday, 05 May 2018

## DETAILED RESULT



### Race Classification

#### **9** 10 James CHAWKE

Total Time **18:48.221** Avg Speed **101.966** Behind **42.469**  
Best Time **3:05.462** Best Speed **103.727** On **6** Gp **a**

Lap	Elapsed Time	Lap Time	Lap Speed
1	3:11.796	3:11.796	98.293
2	6:20.314	3:08.518	102.046
3	9:27.761	3:07.447	102.629
4	12:35.204	3:07.443	102.631
5	15:42.759	3:07.555	102.570
6	18:48.221	3:05.462	103.727

### Race Classification

#### **13** 75 Kevin FITZPATRICK

Total Time **19:07.723** Avg Speed **100.233** Behind **1:01.971**  
Best Time **3:08.224** Best Speed **102.205** On **6** Gp **b**

Lap	Elapsed Time	Lap Time	Lap Speed
1	3:18.907	3:18.907	94.779
2	6:30.355	3:11.448	100.484
3	9:40.621	3:10.266	101.108
4	12:49.929	3:09.308	101.620
5	15:59.499	3:09.570	101.480
6	19:07.723	3:08.224	102.205

#### **10** 138 Steven PROCTER

Total Time **18:48.843** Avg Speed **101.909** Behind **43.091**  
Best Time **3:06.335** Best Speed **103.241** On **6** Gp **a**

Lap	Elapsed Time	Lap Time	Lap Speed
1	3:13.190	3:13.190	97.584
2	6:21.203	3:08.013	102.320
3	9:28.403	3:07.200	102.764
4	12:35.599	3:07.196	102.767
5	15:42.508	3:06.909	102.924
6	18:48.843	3:06.335	103.241

#### **14** 40 Rhys HARDISTY

Total Time **19:12.935** Avg Speed **99.780** Behind **1:07.183**  
Best Time **3:09.064** Best Speed **101.751** On **6** Gp **b**

Lap	Elapsed Time	Lap Time	Lap Speed
1	3:19.108	3:19.108	94.684
2	6:33.272	3:14.164	99.079
3	9:43.595	3:10.323	101.078
4	12:53.673	3:10.078	101.208
5	16:03.871	3:10.198	101.145
6	19:12.935	3:09.064	101.751

#### **11** 63 Tom ROBINSON

Total Time **18:52.483** Avg Speed **101.582** Behind **46.731**  
Best Time **3:07.409** Best Speed **102.650** On **4** Gp **a**

Lap	Elapsed Time	Lap Time	Lap Speed
1	3:12.449	3:12.449	97.960
2	6:20.823	3:08.374	102.124
3	9:29.012	3:08.189	102.224
4	12:36.421	3:07.409	102.650
5	15:44.232	3:07.811	102.430
6	18:52.483	3:08.251	102.191

#### **15** 38 Paul WILLIAMS

Total Time **19:13.197** Avg Speed **99.757** Behind **1:07.445**  
Best Time **3:09.008** Best Speed **101.781** On **6** Gp **b**

Lap	Elapsed Time	Lap Time	Lap Speed
1	3:19.371	3:19.371	94.559
2	6:33.554	3:14.183	99.069
3	9:43.977	3:10.423	101.025
4	12:54.427	3:10.450	101.011
5	16:04.189	3:09.762	101.377
6	19:13.197	3:09.008	101.781

#### **12** 60 Darren COOPER

Total Time **18:57.953** Avg Speed **101.094** Behind **52.201**  
Best Time **3:08.395** Best Speed **102.113** On **5** Gp **a**

Lap	Elapsed Time	Lap Time	Lap Speed
1	3:12.772	3:12.772	97.796
2	6:22.418	3:09.646	101.439
3	9:32.175	3:09.757	101.380
4	12:41.140	3:08.965	101.805
5	15:49.535	3:08.395	102.113
6	18:57.953	3:08.418	102.100

#### **16** 24 Graham KENNEDY

Total Time **19:16.243** Avg Speed **99.494** Behind **1:10.491**  
Best Time **3:10.883** Best Speed **100.782** On **6** Gp **a**

Lap	Elapsed Time	Lap Time	Lap Speed
1	3:15.654	3:15.654	96.355
2	6:28.526	3:12.872	99.742
3	9:41.642	3:13.116	99.616
4	12:53.386	3:11.744	100.329
5	16:05.360	3:11.974	100.209
6	19:16.243	3:10.883	100.782

# AROUND A POUND TANDRAGEE 1000

## SUPERSPORT

Race 3 - CVRS Media Supersport

Saturday, 05 May 2018

## DETAILED RESULT



### Race Classification

#### 17 93 Paul CRANSTON

Total Time **19:16.653** Avg Speed **99.459** Behind **1:10.901**  
Best Time **3:11.322** Best Speed **100.550** On **6** Gp **a**

Lap	Elapsed Time	Lap Time	Lap Speed
1	3:16.044	3:16.044	96.164
2	6:28.833	3:12.789	99.785
3	9:41.391	3:12.558	99.905
4	12:53.768	3:12.377	99.999
5	16:05.331	3:11.563	100.424
6	19:16.653	3:11.322	100.550

#### 18 68 Gareth EVANS

Total Time **19:24.466** Avg Speed **98.792** Behind **1:18.714**  
Best Time **3:13.502** Best Speed **99.418** On **2** Gp **b**

Lap	Elapsed Time	Lap Time	Lap Speed
1	3:12.529	3:12.529	97.919
2	6:26.031	3:13.502	99.418
3	9:40.211	3:14.180	99.070
4	12:54.270	3:14.059	99.132
5	16:09.262	3:14.992	98.658
6	19:24.466	3:15.204	98.551

#### 19 109 Neil KERNOHAN

Total Time **19:25.953** Avg Speed **98.666** Behind **1:20.201**  
Best Time **3:11.958** Best Speed **100.217** On **5** Gp **b**

Lap	Elapsed Time	Lap Time	Lap Speed
1	3:19.641	3:19.641	94.431
2	6:34.658	3:15.017	98.645
3	9:47.845	3:13.187	99.580
4	13:00.925	3:13.080	99.635
5	16:12.883	3:11.958	100.217
6	19:25.953	3:13.070	99.640

#### 20 126 Mike NORBURY

Total Time **19:31.323** Avg Speed **98.214** Behind **1:25.571**  
Best Time **3:13.122** Best Speed **99.613** On **6** Gp **b**

Lap	Elapsed Time	Lap Time	Lap Speed
1	3:20.146	3:20.146	94.193
2	6:37.554	3:17.408	97.450
3	9:51.602	3:14.048	99.138
4	13:04.834	3:13.232	99.556
5	16:18.201	3:13.367	99.487
6	19:31.323	3:13.122	99.613

### Race Classification

#### 21 88 Forest DUNN

Total Time **19:48.677** Avg Speed **96.780** Behind **1:42.925**  
Best Time **3:16.152** Best Speed **98.074** On **4** Gp **b**

Lap	Elapsed Time	Lap Time	Lap Speed
1	3:19.952	3:19.952	94.284
2	6:36.858	3:16.906	97.699
3	9:53.102	3:16.244	98.028
4	13:09.254	3:16.152	98.074
5	16:28.230	3:18.976	96.683
6	19:48.677	3:20.447	95.973

#### 22 55 Eric WILSON

Total Time **19:52.110** Avg Speed **96.501** Behind **1:46.358**  
Best Time **3:16.067** Best Speed **98.117** On **6** Gp **b**

Lap	Elapsed Time	Lap Time	Lap Speed
1	3:23.602	3:23.602	92.594
2	6:42.834	3:19.232	96.558
3	10:02.128	3:19.294	96.528
4	13:19.597	3:17.469	97.420
5	16:36.043	3:16.446	97.928
6	19:52.110	3:16.067	98.117

#### 23 23 Michal DOKOUPIL

Total Time **19:54.145** Avg Speed **96.337** Behind **1:48.393**  
Best Time **3:17.833** Best Speed **97.241** On **6** Gp **b**

Lap	Elapsed Time	Lap Time	Lap Speed
1	3:18.632	3:18.632	94.911
2	6:39.945	3:21.313	95.560
3	9:58.672	3:18.727	96.804
4	13:17.371	3:18.699	96.817
5	16:36.312	3:18.941	96.700
6	19:54.145	3:17.833	97.241

#### 24 26 Dennis BOOTH

Total Time **19:54.233** Avg Speed **96.329** Behind **1:48.481**  
Best Time **3:16.157** Best Speed **98.072** On **5** Gp **b**

Lap	Elapsed Time	Lap Time	Lap Speed
1	3:24.299	3:24.299	92.278
2	6:44.447	3:20.148	96.116
3	10:02.898	3:18.451	96.938
4	13:20.554	3:17.656	97.328
5	16:36.711	3:16.157	98.072
6	19:54.233	3:17.522	97.394

# AROUND A POUND TANDRAGEE 1000

## SUPERSPORT

Race 3 - CVRS Media Supersport

Saturday, 05 May 2018

## DETAILED RESULT



### Race Classification

#### **25** 92 Noel CARROLL

Total Time **20:20.959** Avg Speed **94.221** Behind **2:15.207**

Best Time **3:20.082** Best Speed **96.148** On **2** Gp **b**

Lap	Elapsed Time	Lap Time	Lap Speed
1	3:26.906	3:26.906	91.115
2	6:46.988	3:20.082	96.148
3	10:10.159	3:23.171	94.686
4	13:33.640	3:23.481	94.542
5	16:57.009	3:23.369	94.594
6	20:20.959	3:23.950	94.325

#### **26** 66 Alan JOHNSTON

Total Time **20:21.418** Avg Speed **94.185** Behind **2:15.666**

Best Time **3:22.133** Best Speed **95.172** On **4** Gp **b**

Lap	Elapsed Time	Lap Time	Lap Speed
1	3:26.511	3:26.511	91.290
2	6:50.474	3:23.963	94.319
3	10:12.769	3:22.295	95.096
4	13:34.902	3:22.133	95.172
5	16:57.302	3:22.400	95.047
6	20:21.418	3:24.116	94.248

# AROUND A POUND TANDRAGEE 1000

## SUPERSPORT

### Race 3 - CVRS Media Supersport

## LAP CHART



1					2					3				
No	Name	Gp	Time of Day	Lap Time	No	Name	Gp	Time of Day	Lap Time	No	Name	Gp	Time of Day	Lap Time
86	Derek McGEE	a	13:43:02.615	3:01.053	86	Derek McGEE	a	13:46:02.882	3:00.267	86	Derek McGEE	a	13:49:02.999	3:00.117
82	Derek SHEILS	a	13:43:05.496	3:03.934	6	William DUNLOP	a	13:46:08.115	3:01.879	6	William DUNLOP	a	13:49:10.184	3:02.069
6	William DUNLOP	a	13:43:06.236	3:04.674	82	Derek SHEILS	a	13:46:08.520	3:03.024	56	Adam McLEAN	a	13:49:10.367	3:01.625
56	Adam McLEAN	a	13:43:06.546	3:04.984	56	Adam McLEAN	a	13:46:08.742	3:02.196	82	Derek SHEILS	a	13:49:10.938	3:02.418
65	Michael SWEENEY	a	13:43:07.121	3:05.559	65	Michael SWEENEY	a	13:46:09.212	3:02.091	65	Michael SWEENEY	a	13:49:11.322	3:02.110
59	Darryl TWEED	a	13:43:12.497	3:10.935	27	Joseph LOUGHLIN	a	13:46:19.802	3:07.109	59	Darryl TWEED	a	13:49:27.893	3:07.572
27	Joseph LOUGHLIN	a	13:43:12.693	3:11.131	59	Darryl TWEED	a	13:46:20.321	3:07.824	27	Joseph LOUGHLIN	a	13:49:28.070	3:08.268
96	Andy FARRELL	a	13:43:13.050	3:11.488	96	Andy FARRELL	a	13:46:21.336	3:08.286	96	Andy FARRELL	a	13:49:28.563	3:07.227
10	James CHAWKE	a	13:43:13.358	3:11.796	10	James CHAWKE	a	13:46:21.876	3:08.518	10	James CHAWKE	a	13:49:29.323	3:07.447
63	Tom ROBINSON	a	13:43:14.011	3:12.449	63	Tom ROBINSON	a	13:46:22.385	3:08.374	138	Steven PROCTER	a	13:49:29.965	3:07.200
68	Gareth EVANS	b	13:43:14.091	3:12.529	138	Steven PROCTER	a	13:46:22.765	3:08.013	63	Tom ROBINSON	a	13:49:30.574	3:08.189
60	Darren COOPER	a	13:43:14.334	3:12.772	60	Darren COOPER	a	13:46:23.980	3:09.646	60	Darren COOPER	a	13:49:33.737	3:09.757
138	Steven PROCTER	a	13:43:14.752	3:13.190	68	Gareth EVANS	b	13:46:27.593	3:13.502	68	Gareth EVANS	b	13:49:41.773	3:14.180
24	Graham KENNEDY	a	13:43:17.216	3:15.654	24	Graham KENNEDY	a	13:46:30.088	3:12.872	75	Kevin FITZPATRICK	b	13:49:42.183	3:10.266
93	Paul CRANSTON	a	13:43:17.606	3:16.044	93	Paul CRANSTON	a	13:46:30.395	3:12.789	93	Paul CRANSTON	a	13:49:42.953	3:12.558
23	Michal DOKOUPIL	b	13:43:20.194	3:18.632	75	Kevin FITZPATRICK	b	13:46:31.917	3:11.448	24	Graham KENNEDY	a	13:49:43.204	3:13.116
75	Kevin FITZPATRICK	b	13:43:20.469	3:18.907	40	Rhys HARDISTY	b	13:46:34.834	3:14.164	40	Rhys HARDISTY	b	13:49:45.157	3:10.323
40	Rhys HARDISTY	b	13:43:20.670	3:19.108	38	Paul WILLIAMS	b	13:46:35.116	3:14.183	38	Paul WILLIAMS	b	13:49:45.539	3:10.423
38	Paul WILLIAMS	b	13:43:20.933	3:19.371	109	Neil KERNOHAN	b	13:46:36.220	3:15.017	109	Neil KERNOHAN	b	13:49:49.407	3:13.187
109	Neil KERNOHAN	b	13:43:21.203	3:19.641	88	Forest DUNN	b	13:46:38.420	3:16.906	126	Mike NORBURY	b	13:49:53.164	3:14.048
88	Forest DUNN	b	13:43:21.514	3:19.952	126	Mike NORBURY	b	13:46:39.116	3:17.408	88	Forest DUNN	b	13:49:54.664	3:16.244
126	Mike NORBURY	b	13:43:21.708	3:20.146	23	Michal DOKOUPIL	b	13:46:41.507	3:21.313	23	Michal DOKOUPIL	b	13:50:00.234	3:18.727
55	Eric WILSON	b	13:43:25.164	3:23.602	55	Eric WILSON	b	13:46:44.396	3:19.232	55	Eric WILSON	b	13:50:03.690	3:19.294
26	Dennis BOOTH	b	13:43:25.861	3:24.299	26	Dennis BOOTH	b	13:46:46.009	3:20.148	26	Dennis BOOTH	b	13:50:04.460	3:18.451
66	Alan JOHNSTON	b	13:43:28.073	3:26.511	92	Noel CARROLL	b	13:46:48.550	3:20.082	92	Noel CARROLL	b	13:50:11.721	3:23.171
92	Noel CARROLL	b	13:43:28.468	3:26.906	66	Alan JOHNSTON	b	13:46:52.036	3:23.963	66	Alan JOHNSTON	b	13:50:14.331	3:22.295

# AROUND A POUND TANDRAGEE 1000

## SUPERSPORT

### Race 3 - CVRS Media Supersport

## LAP CHART

**4**

No	Name	Gp	Time of Day	Lap Time
86	Derek McGEE	a	13:52:03.902	3:00.903
56	Adam McLEAN	a	13:52:12.681	3:02.314
6	William DUNLOP	a	13:52:12.940	3:02.756
65	Michael SWEENEY	a	13:52:13.204	3:01.882
82	Derek SHEILS	a	13:52:13.416	3:02.478
59	Darryl TWEED	a	13:52:35.950	3:08.057
96	Andy FARRELL	a	13:52:36.145	3:07.582
27	Joseph LOUGHLIN	a	13:52:36.419	3:08.349
10	James CHAWKE	a	13:52:36.766	3:07.443
138	Steven PROCTER	a	13:52:37.161	3:07.196
63	Tom ROBINSON	a	13:52:37.983	3:07.409
60	Darren COOPER	a	13:52:42.702	3:08.965
75	Kevin FITZPATRICK	b	13:52:51.491	3:09.308
24	Graham KENNEDY	a	13:52:54.948	3:11.744
40	Rhys HARDISTY	b	13:52:55.235	3:10.078
93	Paul CRANSTON	a	13:52:55.330	3:12.377
68	Gareth EVANS	b	13:52:55.832	3:14.059
38	Paul WILLIAMS	b	13:52:55.989	3:10.450
109	Neil KERNOHAN	b	13:53:02.487	3:13.080
126	Mike NORBURY	b	13:53:06.396	3:13.232
88	Forest DUNN	b	13:53:10.816	3:16.152
23	Michal DOKOUPIL	b	13:53:18.933	3:18.699
55	Eric WILSON	b	13:53:21.159	3:17.469
26	Dennis BOOTH	b	13:53:22.116	3:17.656
92	Noel CARROLL	b	13:53:35.202	3:23.481
66	Alan JOHNSTON	b	13:53:36.464	3:22.133

**5**

No	Name	Gp	Time of Day	Lap Time
86	Derek McGEE	a	13:55:04.668	3:00.766
56	Adam McLEAN	a	13:55:13.703	3:01.022
6	William DUNLOP	a	13:55:14.522	3:01.582
65	Michael SWEENEY	a	13:55:14.899	3:01.695
82	Derek SHEILS	a	13:55:15.144	3:01.728
96	Andy FARRELL	a	13:55:42.126	3:05.981
27	Joseph LOUGHLIN	a	13:55:42.375	3:05.956
59	Darryl TWEED	a	13:55:43.055	3:07.105
138	Steven PROCTER	a	13:55:44.070	3:06.909
10	James CHAWKE	a	13:55:44.321	3:07.555
63	Tom ROBINSON	a	13:55:45.794	3:07.811
60	Darren COOPER	a	13:55:51.097	3:08.395
75	Kevin FITZPATRICK	b	13:56:01.061	3:09.570
40	Rhys HARDISTY	b	13:56:05.433	3:10.198
38	Paul WILLIAMS	b	13:56:05.751	3:09.762
93	Paul CRANSTON	a	13:56:06.893	3:11.563
24	Graham KENNEDY	a	13:56:06.922	3:11.974
68	Gareth EVANS	b	13:56:10.824	3:14.992
109	Neil KERNOHAN	b	13:56:14.445	3:11.958
126	Mike NORBURY	b	13:56:19.763	3:13.367
88	Forest DUNN	b	13:56:29.792	3:18.976
55	Eric WILSON	b	13:56:37.605	3:16.446
23	Michal DOKOUPIL	b	13:56:37.874	3:18.941
26	Dennis BOOTH	b	13:56:38.273	3:16.157
92	Noel CARROLL	b	13:56:58.571	3:23.369
66	Alan JOHNSTON	b	13:56:58.864	3:22.400

**6**

No	Name	Gp	Time of Day	Lap Time
86	Derek McGEE	a	13:58:07.314	3:02.646
56	Adam McLEAN	a	13:58:13.901	3:00.198
6	William DUNLOP	a	13:58:14.566	3:00.044
65	Michael SWEENEY	a	13:58:15.252	3:00.353
82	Derek SHEILS	a	13:58:15.558	3:00.414
27	Joseph LOUGHLIN	a	13:58:48.183	3:05.808
96	Andy FARRELL	a	13:58:48.711	3:06.585
59	Darryl TWEED	a	13:58:49.004	3:05.949
10	James CHAWKE	a	13:58:49.783	3:05.462
138	Steven PROCTER	a	13:58:50.405	3:06.335
63	Tom ROBINSON	a	13:58:54.045	3:08.251
60	Darren COOPER	a	13:58:59.515	3:08.418
75	Kevin FITZPATRICK	b	13:59:09.285	3:08.224
40	Rhys HARDISTY	b	13:59:14.497	3:09.064
38	Paul WILLIAMS	b	13:59:14.759	3:09.008
24	Graham KENNEDY	a	13:59:17.805	3:10.883
93	Paul CRANSTON	a	13:59:18.215	3:11.322
68	Gareth EVANS	b	13:59:26.028	3:15.204
109	Neil KERNOHAN	b	13:59:27.515	3:13.070
126	Mike NORBURY	b	13:59:32.885	3:13.122
88	Forest DUNN	b	13:59:50.239	3:20.447
55	Eric WILSON	b	13:59:53.672	3:16.067
23	Michal DOKOUPIL	b	13:59:55.707	3:17.833
26	Dennis BOOTH	b	13:59:55.795	3:17.522
92	Noel CARROLL	b	14:00:22.521	3:23.950
66	Alan JOHNSTON	b	14:00:22.980	3:24.116

**ROAD RACE - IRISH SUPERSPORT**

2018

Pos	No.	Name	Total	Diff	Gap	#1 #2	
						R1	R1
1	56	Adam McLEAN	40	0	0	20	20
2	86	Derek McGEE	36	4	4	11	25
3	82	Derek SHEILS	27	13	9	16	11
4	6	William DUNLOP	26	14	1	10	16
5	52	James COWTON	25	15	1	25	x
6	65	Michael SWEENEY	22	18	3	9	13
7	27	Joseph LOUGHLIN	15	25	7	5	10
8	3	Michael DUNLOP	13	27	2	13	x
9	96	Andy FARRELL	11	29	2	2	9
10	59	Darryl TWEED	11	29	0	3	8
11	22	Paul JORDAN	8	32	3	8	x
12	10	James CHAWKE	7	33	1	x	7
13	14	Daniel COOPER	7	33	0	7	x
14	138	Steven PROCTER	6	34	1	x	6
15	74	Davey TODD	6	34	0	6	x
16	63	Tom ROBINSON	5	35	1	x	5
17	60	Darren COOPER	4	36	1	x	4
18	29	Adam LYON	4	36	0	4	x
19	75	Kevin FITZPATRICK	3	37	1	x	3
20	40	Rhys HARDISTY	2	38	1	x	2
21	38	Paul WILLIAMS	1	39	1	x	1
22	51	Marc IRONSIDE	1	39	0	1	x

**Event Legend**

#1 27/04/2018 KDM HIRE COOKSTOWN 100

#2 04/05/2018 AROUND A POUND TANDRAGEE 100



**ROAD RACE - ULSTER SUPERSPORT**

2018

Pos	No.	Name	Total	Diff	Gap	#1	#2
						R1	R1
1	56	Adam McLEAN	40	0	0	20	20
2	86	Derek McGEE	36	4	4	11	25
3	82	Derek SHEILS	27	13	9	16	11
4	6	William DUNLOP	26	14	1	10	16
5	52	James COWTON	25	15	1	25	x
6	65	Michael SWEENEY	22	18	3	9	13
7	27	Joseph LOUGHLIN	15	25	7	5	10
8	3	Michael DUNLOP	13	27	2	13	x
9	96	Andy FARRELL	11	29	2	2	9
10	59	Darryl TWEED	11	29	0	3	8
11	22	Paul JORDAN	8	32	3	8	x
12	10	James CHAWKE	7	33	1	x	7
13	14	Daniel COOPER	7	33	0	7	x
14	138	Steven PROCTER	6	34	1	x	6
15	74	Davey TODD	6	34	0	6	x
16	63	Tom ROBINSON	5	35	1	x	5
17	60	Darren COOPER	4	36	1	x	4
18	29	Adam LYON	4	36	0	4	x
19	75	Kevin FITZPATRICK	3	37	1	x	3
20	40	Rhys HARDISTY	2	38	1	x	2
21	38	Paul WILLIAMS	1	39	1	x	1
22	51	Marc IRONSIDE	1	39	0	1	x

**Event Legend**

#1 27/04/2018 KDM HIRE COOKSTOWN 100

#2 04/05/2018 AROUND A POUND TANDRAGEE 100