

Around A Pound

TANDRAGEE 100

Friday 4th & Saturday 5th May 2018

promoted by North Armagh MC & CC

www.tandragee100.co.uk



OPEN

&

AROUND a POUND TANDRAGEE 100 OPEN

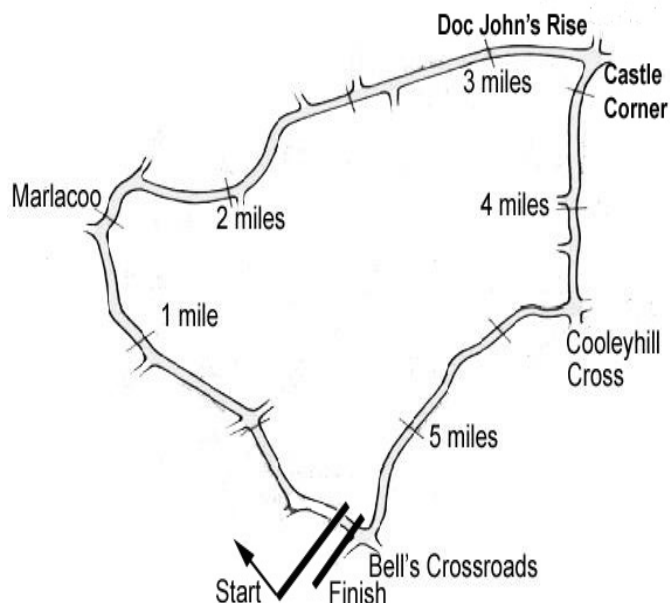


Armagh City
Banbridge
& Craigavon
Borough Council

greenlighttv



Tandragee Circuit 5.34375 miles



LAP RECORDS

Class	Rider	Machine	m	s	mph	Year
125cc	Robert Dunlop	Honda	3	19.38	96.487	1999
Moto 3	Sam Wilson	Honda 250	3	31.478	90.967	2017
250cc	Phillip McCallen	Honda	3	10.0	101.25	1991
Lightweight Supersport	Michael Sweeney	Yamaha 400	3	18.250	97.037	2016
Supertwin	Ryan Farquhar	Kawasaki	3	05.522	103.694	2016
Supersport	Michael Dunlop	Yamaha	2	57.522	108.367	2011
Superbike	Michael Dunlop	Kawasaki	2	56.012	109.297	2011
Senior Support	Joe Newbould	Kawasaki 600	3	08.944	101.816	2016
Junior Support	Joseph Loughlin	Kawasaki 650	3	13.352	99.495	2017
Classic 1000cc	Stewart Parkhill	BSA 750	3	29.69	91.74	1996
Classic 500cc	Bob Jackson	Norton	3	27.03	92.921	1998
Classic 350cc	Colin Rodgers	Honda	3	38.59	88.007	1999
Classic 250cc	Gary Long	Suzuki	3	42.23	86.566	1997
Forgotten Era	Anthony McColgan	Bimota 750	3	26.882	92.988	2016

MOST WINS at TANDRAGEE 100

Ryan Farquhar	20	1996-16	(450-5, STWN-4, SSP-2, SBK-6, SJUN-1, C500-2)
Joey Dunlop	18	1971-00	(125-3, 200 HC-1, 250-2, 350-3, 500-1, SSP-1, SBK-7)
Brian Reid	14	1980-94	(125-1, 250-3, 350-4, 500-1, SSP-3, SBK-2)
Michael Dunlop	11	2006-13	(125-1, 250-2, SSP-3, SBK-4, SJUN-1)
Ray McCullough	10	1971-82	(250-7, 350-2, 500-1)
Phillip McCallen	9	1988-99	(125-1, 250-3, SSP-1, SBK-4)
William Dunlop	9	2008-16	(125-1, 250-4, SSP-3, SBK-1)
Sam McClements	8	1981-89	(SBK-5, C500-3)
Robert Dunlop	7	1985-06	(125-7)

MOST WINS AT ALL IRISH ROAD RACE MEETINGS (after Cookstown 100 2018)

Ryan Farquhar	211	1995-16
Joey Dunlop	156	1971-00
Robert Dunlop	135	1980-08
William Dunlop	119	2005-17
Ray McCullough	109	1960-82
Phillip McCallen	109	1987-99
Michael Dunlop	102	2006-18
Brian Reid	78	1980-94
Darran Lindsay	74	1999-06
James Courtney	66	1992-99

AROUND A POUND TANDRAGEE 1000

SUPERBIKE

Qualifying

Friday, 04 May 2018




Pos	Class	No	Name	Machine / Sponsor	Time	Best Lap	Behind	Speed	On	Laps
1	SBKR	82	Derek SHEILS	Suzuki - Cookstown BE Racing	2:59.435			107.212	4	6
2	SBKR	86	Derek McGEE	Kawasaki - McGee Racing	3:00.222		0.787	106.743	3	4
3	SBKR	14	Dan KNEEN	BMW - Tyco BMW Motorrad	3:01.915		2.480	105.750	4	5
4	SBKR	31	Shaun ANDERSON	Suzuki	3:03.989		4.554	104.558	4	5
5	SBKR	65	Michael SWEENEY	BMW - MJR Racing	3:04.620		5.185	104.201	3	4
6	SBKR	6	William DUNLOP	Yamaha - Temple Golf Club	3:04.865		5.430	104.062	5	5
7	SBKR	56	Adam McLEAN	Kawasaki - McAdoo Kawasaki Racing	3:06.772		7.337	103.000	4	5
8	SBKR	74	Davey TODD	Suzuki - Cookstown BE Racing	3:07.957		8.522	102.351	2	5
9	SBKR	97	Seamus ELLIOTT	Kawasaki	3:09.602		10.167	101.463	5	5
10	SBKR	75	Kevin FITZPATRICK	Kawasaki - Mongey Transport Racing	3:10.002		10.567	101.249	4	5
11	SBKR	64	Stephen McKNIGHT	BMW - McKnight Racing	3:11.279		11.844	100.573	3	5
12	SBKR	96	Andy FARRELL	Kawasaki 600	3:12.195		12.760	100.094	3	5
13	SBKR	5	Thomas MAXWELL	Kawasaki	3:12.580		13.145	99.894	4	5
14	SBKR	38	Paul WILLIAMS	BMW	3:14.266		14.831	99.027	5	5
15	SBKR	138	Steven PROCTER	Yamaha 600	3:14.422		14.987	98.947	4	5
16	SBKR	93	Paul CRANSTON	Yamaha 600 - P & J Fuel Haulage	3:14.729		15.294	98.791	4	5
17	SBKR	24	Graham KENNEDY	BMW - T D Racing	3:14.731		15.296	98.790	5	5
18	SBKR	10	James CHAWKE	Kawasaki 600	3:15.235		15.800	98.535	4	5
19	SBKR	59	Darryl TWEED	Triumph 675 - M & D Racing	3:15.803		16.368	98.249	4	5
20	SBKR	63	Tom ROBINSON	Kawasaki 600	3:16.208		16.773	98.046	5	5
21	SBKR	60	Darren COOPER	BMW - NW Racing	3:16.385		16.950	97.958	3	5
22	SBKR	21	Alan CONNOR	Suzuki - Connor Racing	3:16.463		17.028	97.919	5	5
23	SBKR	71	Davy MORGAN	BMW - DM71	3:16.655		17.220	97.824	5	5
24	SBKR	68	Gareth EVANS	Yamaha 600 - Joe Evans Garage	3:17.488		18.053	97.411	5	5
25	SBKR	40	Rhys HARDISTY	BMW	3:17.490		18.055	97.410	3	4
26	SBKR	115	Damian HORAN	Suzuki 750 - Horan Wood Flooring	3:18.642		19.207	96.845	4	5
27	SBKR	27	Joseph LOUGHLIN	Kawasaki 600 - G2-Tech	3:19.151		19.716	96.598	5	5
28	SBKR	28	Paul GARTLAND	Kawasaki - North West Gas	3:19.457		20.022	96.449	3	5
29	SBKR	88	Forest DUNN	Honda - Forest Dunn Racing	3:19.465		20.030	96.445	2	4
30	SBKR	54	Sam JOHNSON	Kawasaki - JK Construction/Colin Dunlop	3:19.984		20.549	96.195	4	5
31	SBKR	109	Neil KERNOHAN	Yamaha 600 - Logan Racing	3:22.363		22.928	95.064	3	5
32	SBKR	92	Noel CARROLL	Suzuki	3:22.590		23.155	94.958	5	5
33	SBKR	7	Vassilios TAKOS	Yamaha	3:23.913		24.478	94.342	3	5
34	SBKR	55	Eric WILSON	BMW	3:24.178		24.743	94.219	5	5
35	SBKR	66	Alan JOHNSTON	Kawasaki 600 - BES Contracts	3:25.315		25.880	93.697	4	5
36	SBKR	26	Dennis BOOTH	Suzuki 600	3:25.704		26.269	93.520	5	5
37	SBKR	23	Michal DOKOUPIL	Yamaha 600 - DAS Trans Racing	3:27.294		27.859	92.803	5	5
38	SBKR	87	Trevor MATTHEWSON	Suzuki 750 - Strangford Holiday Park	3:34.774		35.339	89.571	4	4
39	SBKR	30	Donald MacFADYEN	BMW	3:46.493		47.058	84.936	4	4
40	SBKR	812	Enrico ROCCHI	Suzuki	3:47.901		48.466	84.412	4	4
41	SBKR	22	Paul JORDAN	Yamaha 600 - Paul Jordan Racing	4:02.496		1:03.061	79.331	1	1

No 22 - TRANSPONDER NOT DETECTED

Provisional result to be confirmed by the Stewards of the Meeting subject to completion of technical inspections & the time limit for protests

Page 1 / 1

Circuit	Tandragee	Signed		Organising Club	North Armagh MC&CC
Length(miles)	5.3438	Lap 1 (5.2368)	Chief Timekeeper	Qualifying Started	16:01
Weather	Sunny	Issued At:	16:26		
Track	Dry				

AROUND A POUND TANDRAGEE 1000

SUPERBIKE

Qualifying

Friday, 04 May 2018

DETAILED RESULT



Qualifying Classification

Position

1 82 Derek SHEILS

SBKR			Behind		
Best Time	2:59.435	Best Speed	107.212	On	4 Gp
Lap	Elapsed Time	Lap Time	Lap Speed		
1	3:35.750	3:35.750	87.380		
2	6:36.855	3:01.105	106.223		
3	9:48.959	3:12.104	100.141		
4	12:48.394	2:59.435	107.212		
5	16:01.088	3:12.694	99.834		
6	19:43.839	3:42.751	86.363		

2 86 Derek McGEE

SBKR			Behind		0.787
Best Time	3:00.222	Best Speed	106.743	On	3 Gp
Lap	Elapsed Time	Lap Time	Lap Speed		
1	3:34.439	3:34.439	87.915		
2	6:36.538	3:02.099	105.643		
3	9:36.760	3:00.222	106.743		
4	12:53.982	3:17.222	97.542		

3 14 Dan KNEEN

SBKR			Behind		2.480
Best Time	3:01.915	Best Speed	105.750	On	4 Gp
Lap	Elapsed Time	Lap Time	Lap Speed		
1	3:49.389	3:49.389	82.185		
2	7:05.449	3:16.060	98.120		
3	10:12.667	3:07.218	102.755		
4	13:14.582	3:01.915	105.750		
5	16:26.312	3:11.730	100.336		

4 31 Shaun ANDERSON

SBKR			Behind		4.554
Best Time	3:03.989	Best Speed	104.558	On	4 Gp
Lap	Elapsed Time	Lap Time	Lap Speed		
1	5:23.998	5:23.998	58.186		
2	8:38.610	3:14.612	98.851		
3	11:43.481	3:04.871	104.059		
4	14:47.470	3:03.989	104.558		
5	17:56.326	3:08.856	101.863		

Qualifying Classification

Position

5 65 Michael SWEENEY

SBKR			Behind		5.185
Best Time	3:04.620	Best Speed	104.201	On	3 Gp
Lap	Elapsed Time	Lap Time	Lap Speed		
1	3:30.097	3:30.097	89.731		
2	6:36.193	3:06.096	103.374		
3	9:40.813	3:04.620	104.201		
4	12:50.338	3:09.525	101.504		

6 6 William DUNLOP

SBKR			Behind		5.430
Best Time	3:04.865	Best Speed	104.062	On	5 Gp
Lap	Elapsed Time	Lap Time	Lap Speed		
1	3:52.275	3:52.275	81.164		
2	7:04.386	3:12.111	100.137		
3	10:11.828	3:07.442	102.632		
4	13:34.204	3:22.376	95.058		
5	16:39.069	3:04.865	104.062		

7 56 Adam McLEAN

SBKR			Behind		7.337
Best Time	3:06.772	Best Speed	103.000	On	4 Gp
Lap	Elapsed Time	Lap Time	Lap Speed		
1	3:48.305	3:48.305	82.575		
2	7:01.310	3:13.005	99.674		
3	10:11.571	3:10.261	101.111		
4	13:18.343	3:06.772	103.000		
5	16:28.152	3:09.809	101.352		

8 74 Davey TODD

SBKR			Behind		8.522
Best Time	3:07.957	Best Speed	102.351	On	2 Gp
Lap	Elapsed Time	Lap Time	Lap Speed		
1	3:35.320	3:35.320	87.555		
2	6:43.277	3:07.957	102.351		
3	9:52.617	3:09.340	101.603		
4	13:03.025	3:10.408	101.033		
5	16:15.164	3:12.139	100.123		

AROUND A POUND TANDRAGEE 1000

SUPERBIKE

Qualifying

Friday, 04 May 2018

DETAILED RESULT



Qualifying Classification

Position

9 97 Seamus ELLIOTT

SBKR Behind 10.167

Best Time 3:09.602 Best Speed 101.463 On 5 Gp

Lap	Elapsed Time	Lap Time	Lap Speed
1	3:53.698	3:53.698	80.669
2	7:13.519	3:19.821	96.274
3	10:25.753	3:12.234	100.073
4	13:36.368	3:10.615	100.923
5	16:45.970	3:09.602	101.463

Qualifying Classification

Position

13 5 Thomas MAXWELL

SBKR Behind 13.145

Best Time 3:12.580 Best Speed 99.894 On 4 Gp

Lap	Elapsed Time	Lap Time	Lap Speed
1	3:35.038	3:35.038	87.670
2	6:47.890	3:12.852	99.753
3	10:01.082	3:13.192	99.577
4	13:13.662	3:12.580	99.894
5	16:30.971	3:17.309	97.499

10 75 Kevin FITZPATRICK

SBKR Behind 10.567

Best Time 3:10.002 Best Speed 101.249 On 4 Gp

Lap	Elapsed Time	Lap Time	Lap Speed
1	3:35.537	3:35.537	87.467
2	6:48.244	3:12.707	99.828
3	9:59.763	3:11.519	100.447
4	13:09.765	3:10.002	101.249
5	16:20.818	3:11.053	100.692

14 38 Paul WILLIAMS

SBKR Behind 14.831

Best Time 3:14.266 Best Speed 99.027 On 5 Gp

Lap	Elapsed Time	Lap Time	Lap Speed
1	3:53.334	3:53.334	80.795
2	7:14.016	3:20.682	95.861
3	10:30.818	3:16.802	97.751
4	13:48.716	3:17.898	97.209
5	17:02.982	3:14.266	99.027

11 64 Stephen McKNIGHT

SBKR Behind 11.844

Best Time 3:11.279 Best Speed 100.573 On 3 Gp

Lap	Elapsed Time	Lap Time	Lap Speed
1	4:05.820	4:05.820	76.691
2	7:20.812	3:14.992	98.658
3	10:32.091	3:11.279	100.573
4	13:53.490	3:21.399	95.519
5	17:07.978	3:14.488	98.914

15 138 Steven PROCTER

SBKR Behind 14.987

Best Time 3:14.422 Best Speed 98.947 On 4 Gp

Lap	Elapsed Time	Lap Time	Lap Speed
1	4:48.968	4:48.968	65.240
2	8:09.638	3:20.670	95.866
3	11:24.177	3:14.539	98.888
4	14:38.599	3:14.422	98.947
5	17:55.660	3:17.061	97.622

12 96 Andy FARRELL

SBKR Behind 12.760

Best Time 3:12.195 Best Speed 100.094 On 3 Gp

Lap	Elapsed Time	Lap Time	Lap Speed
1	4:03.743	4:03.743	77.345
2	7:18.320	3:14.577	98.868
3	10:30.515	3:12.195	100.094
4	13:42.797	3:12.282	100.048
5	16:56.041	3:13.244	99.550

16 93 Paul CRANSTON

SBKR Behind 15.294

Best Time 3:14.729 Best Speed 98.791 On 4 Gp

Lap	Elapsed Time	Lap Time	Lap Speed
1	4:48.032	4:48.032	65.452
2	8:09.158	3:21.126	95.649
3	11:25.509	3:16.351	97.975
4	14:40.238	3:14.729	98.791
5	17:57.584	3:17.346	97.481

AROUND A POUND TANDRAGEE 1000

SUPERBIKE

Qualifying

Friday, 04 May 2018

DETAILED RESULT



Qualifying Classification

Position

17 24 Graham KENNEDY

SBKR Behind 15.296

Best Time 3:14.731 Best Speed 98.790 On 5 Gp

Lap	Elapsed Time	Lap Time	Lap Speed
1	4:27.253	4:27.253	70.541
2	7:44.927	3:17.674	97.319
3	11:00.496	3:15.569	98.367
4	14:15.283	3:14.787	98.762
5	17:30.014	3:14.731	98.790

18 10 James CHAWKE

SBKR Behind 15.800

Best Time 3:15.235 Best Speed 98.535 On 4 Gp

Lap	Elapsed Time	Lap Time	Lap Speed
1	3:47.882	3:47.882	82.728
2	7:06.460	3:18.578	96.876
3	10:22.763	3:16.303	97.999
4	13:37.998	3:15.235	98.535
5	16:53.484	3:15.486	98.409

19 59 Darryl TWEED

SBKR Behind 16.368

Best Time 3:15.803 Best Speed 98.249 On 4 Gp

Lap	Elapsed Time	Lap Time	Lap Speed
1	4:21.153	4:21.153	72.189
2	7:38.028	3:16.875	97.714
3	10:54.925	3:16.897	97.703
4	14:10.728	3:15.803	98.249
5	17:29.830	3:19.102	96.621

20 63 Tom ROBINSON

SBKR Behind 16.773

Best Time 3:16.208 Best Speed 98.046 On 5 Gp

Lap	Elapsed Time	Lap Time	Lap Speed
1	4:29.057	4:29.057	70.068
2	7:50.584	3:21.527	95.459
3	11:09.166	3:18.582	96.874
4	14:29.292	3:20.126	96.127
5	17:45.500	3:16.208	98.046

Qualifying Classification

Position

21 60 Darren COOPER

SBKR Behind 16.950

Best Time 3:16.385 Best Speed 97.958 On 3 Gp

Lap	Elapsed Time	Lap Time	Lap Speed
1	3:52.931	3:52.931	80.935
2	7:12.992	3:20.061	96.158
3	10:29.377	3:16.385	97.958
4	13:49.038	3:19.661	96.351
5	17:06.330	3:17.292	97.508

22 21 Alan CONNOR

SBKR Behind 17.028

Best Time 3:16.463 Best Speed 97.919 On 5 Gp

Lap	Elapsed Time	Lap Time	Lap Speed
1	4:37.434	4:37.434	67.952
2	7:54.470	3:17.036	97.634
3	11:10.998	3:16.528	97.887
4	14:31.053	3:20.055	96.161
5	17:47.516	3:16.463	97.919

23 71 Davy MORGAN

SBKR Behind 17.220

Best Time 3:16.655 Best Speed 97.824 On 5 Gp

Lap	Elapsed Time	Lap Time	Lap Speed
1	5:03.804	5:03.804	62.054
2	8:25.277	3:21.473	95.484
3	11:43.791	3:18.514	96.908
4	15:00.571	3:16.780	97.761
5	18:17.226	3:16.655	97.824

24 68 Gareth EVANS

SBKR Behind 18.053

Best Time 3:17.488 Best Speed 97.411 On 5 Gp

Lap	Elapsed Time	Lap Time	Lap Speed
1	4:25.995	4:25.995	70.875
2	7:46.229	3:20.234	96.075
3	11:08.885	3:22.656	94.927
4	14:29.124	3:20.239	96.073
5	17:46.612	3:17.488	97.411

AROUND A POUND TANDRAGEE 1000

SUPERBIKE

Qualifying

Friday, 04 May 2018

DETAILED RESULT



Qualifying Classification

Position

25 40 Rhys HARDISTY

SBKR Behind 18.055

Best Time 3:17.490 Best Speed 97.410 On 3 Gp

Lap	Elapsed Time	Lap Time	Lap Speed
1	4:13.383	4:13.383	74.402
2	7:31.705	3:18.322	97.001
3	10:49.195	3:17.490	97.410
4	14:07.718	3:18.523	96.903

26 115 Damian HORAN

SBKR Behind 19.207

Best Time 3:18.642 Best Speed 96.845 On 4 Gp

Lap	Elapsed Time	Lap Time	Lap Speed
1	4:28.396	4:28.396	70.241
2	7:53.106	3:24.710	93.974
3	11:13.232	3:20.126	96.127
4	14:31.874	3:18.642	96.845
5	17:55.359	3:23.485	94.540

27 27 Joseph LOUGHLIN

SBKR Behind 19.716

Best Time 3:19.151 Best Speed 96.598 On 5 Gp

Lap	Elapsed Time	Lap Time	Lap Speed
1	4:17.552	4:17.552	73.198
2	7:43.024	3:25.472	93.626
3	11:04.855	3:21.831	95.315
4	14:29.893	3:25.038	93.824
5	17:49.044	3:19.151	96.598

28 28 Paul GARTLAND

SBKR Behind 20.022

Best Time 3:19.457 Best Speed 96.449 On 3 Gp

Lap	Elapsed Time	Lap Time	Lap Speed
1	5:18.230	5:18.230	59.241
2	8:52.242	3:34.012	89.890
3	12:11.699	3:19.457	96.449
4	15:34.144	3:22.445	95.026
5	18:55.813	3:21.669	95.391

Qualifying Classification

Position

29 88 Forest DUNN

SBKR Behind 20.030

Best Time 3:19.465 Best Speed 96.445 On 2 Gp

Lap	Elapsed Time	Lap Time	Lap Speed
1	4:05.209	4:05.209	76.883
2	7:24.674	3:19.465	96.445
3	10:44.774	3:20.100	96.139
4	14:08.219	3:23.445	94.559

30 54 Sam JOHNSON

SBKR Behind 20.549

Best Time 3:19.984 Best Speed 96.195 On 4 Gp

Lap	Elapsed Time	Lap Time	Lap Speed
1	4:28.657	4:28.657	70.172
2	7:54.806	3:26.149	93.318
3	11:18.118	3:23.312	94.621
4	14:38.102	3:19.984	96.195
5	17:58.267	3:20.165	96.108

31 109 Neil KERNOHAN

SBKR Behind 22.928

Best Time 3:22.363 Best Speed 95.064 On 3 Gp

Lap	Elapsed Time	Lap Time	Lap Speed
1	4:21.429	4:21.429	72.113
2	7:45.412	3:23.983	94.309
3	11:07.775	3:22.363	95.064
4	14:31.426	3:23.651	94.463
5	17:54.962	3:23.536	94.516

32 92 Noel CARROLL

SBKR Behind 23.155

Best Time 3:22.590 Best Speed 94.958 On 5 Gp

Lap	Elapsed Time	Lap Time	Lap Speed
1	4:27.039	4:27.039	70.598
2	7:54.143	3:27.104	92.888
3	11:19.674	3:25.531	93.599
4	14:42.544	3:22.870	94.827
5	18:05.134	3:22.590	94.958

AROUND A POUND TANDRAGEE 1000

SUPERBIKE

Qualifying

Friday, 04 May 2018

DETAILED RESULT



Qualifying Classification

Position

33 7 Vassilios TAKOS

SBKR Behind 24.478

Best Time 3:23.913 Best Speed 94.342 On 3 Gp

Lap	Elapsed Time	Lap Time	Lap Speed
1	4:18.948	4:18.948	72.803
2	7:44.264	3:25.316	93.697
3	11:08.177	3:23.913	94.342
4	14:34.171	3:25.994	93.389
5	18:02.132	3:27.961	92.505

34 55 Eric WILSON

SBKR Behind 24.743

Best Time 3:24.178 Best Speed 94.219 On 5 Gp

Lap	Elapsed Time	Lap Time	Lap Speed
1	5:05.777	5:05.777	61.654
2	8:40.531	3:34.754	89.579
3	12:08.973	3:28.442	92.292
4	15:33.902	3:24.929	93.874
5	18:58.080	3:24.178	94.219

35 66 Alan JOHNSTON

SBKR Behind 25.880

Best Time 3:25.315 Best Speed 93.697 On 4 Gp

Lap	Elapsed Time	Lap Time	Lap Speed
1	4:39.272	4:39.272	67.505
2	8:10.092	3:30.820	91.251
3	11:35.532	3:25.440	93.640
4	15:00.847	3:25.315	93.697
5	18:26.418	3:25.571	93.581

36 26 Dennis BOOTH

SBKR Behind 26.269

Best Time 3:25.704 Best Speed 93.520 On 5 Gp

Lap	Elapsed Time	Lap Time	Lap Speed
1	4:35.619	4:35.619	68.400
2	8:03.828	3:28.209	92.395
3	11:31.121	3:27.293	92.803
4	14:56.860	3:25.739	93.504
5	18:22.564	3:25.704	93.520

Qualifying Classification

Position

37 23 Michal DOKOUPIL

SBKR Behind 27.859

Best Time 3:27.294 Best Speed 92.803 On 5 Gp

Lap	Elapsed Time	Lap Time	Lap Speed
1	5:12.242	5:12.242	60.377
2	8:52.504	3:40.262	87.339
3	12:23.725	3:31.221	91.078
4	15:51.726	3:28.001	92.488
5	19:19.020	3:27.294	92.803

38 87 Trevor MATTHEWSON

SBKR Behind 35.339

Best Time 3:34.774 Best Speed 89.571 On 4 Gp

Lap	Elapsed Time	Lap Time	Lap Speed
1	5:15.543	5:15.543	59.746
2	8:56.847	3:41.304	86.928
3	12:37.691	3:40.844	87.109
4	16:12.465	3:34.774	89.571

39 30 Donald MacFADYEN

SBKR Behind 47.058

Best Time 3:46.493 Best Speed 84.936 On 4 Gp

Lap	Elapsed Time	Lap Time	Lap Speed
1	5:16.388	5:16.388	59.586
2	9:14.598	3:58.210	80.759
3	13:08.521	3:53.923	82.239
4	16:55.014	3:46.493	84.936

40 812 Enrico ROCCHI

SBKR Behind 48.466

Best Time 3:47.901 Best Speed 84.412 On 4 Gp

Lap	Elapsed Time	Lap Time	Lap Speed
1	5:06.346	5:06.346	61.539
2	8:57.831	3:51.485	83.105
3	12:49.522	3:51.691	83.031
4	16:37.423	3:47.901	84.412

41 22 Paul JORDAN

SBKR Behind 1:03.061

Best Time 4:02.496 Best Speed 79.331 On 1 Gp

Lap	Elapsed Time	Lap Time	Lap Speed
1	4:02.496	4:02.496	77.743

AROUND A POUND TANDRAGEE 100

SUPERBIKE

Tandragee 5.344 miles

R1: McCrum's Motorcycles Open


05/05/2018 11:00

Race (6 Laps)

RACE 1 - OPEN Page 1 of 2

14		54		92	
		A		B	
13	27		28		88
	A		B		C
12		40		115	
		A		B	
11	21		71		68
	A		B		C
10		63		60	
		A		B	
9	24		10		59
	A		B		C
8					
		A		B	
7	93				
	A		B		C
6		38		138	
		A		B	
5	64		96		5
	A		B		C
4		97		75	
		A		B	
3	6		56		74
	A		B		C
2		31		65	
		A		B	
1	82		86		14
	A		B		C

POLE POSITION



Promoted by North Armagh Motor Cycle and Car Club

Orbits

Provisional result to be confirmed by the Stewards of the Meeting subject to the completion of technical inspections and the time limit for protests
MCUI (Ulster Centre) Timing @ www.elaps-timing.com



AROUND A POUND TANDRAGEE 100

SUPERBIKE


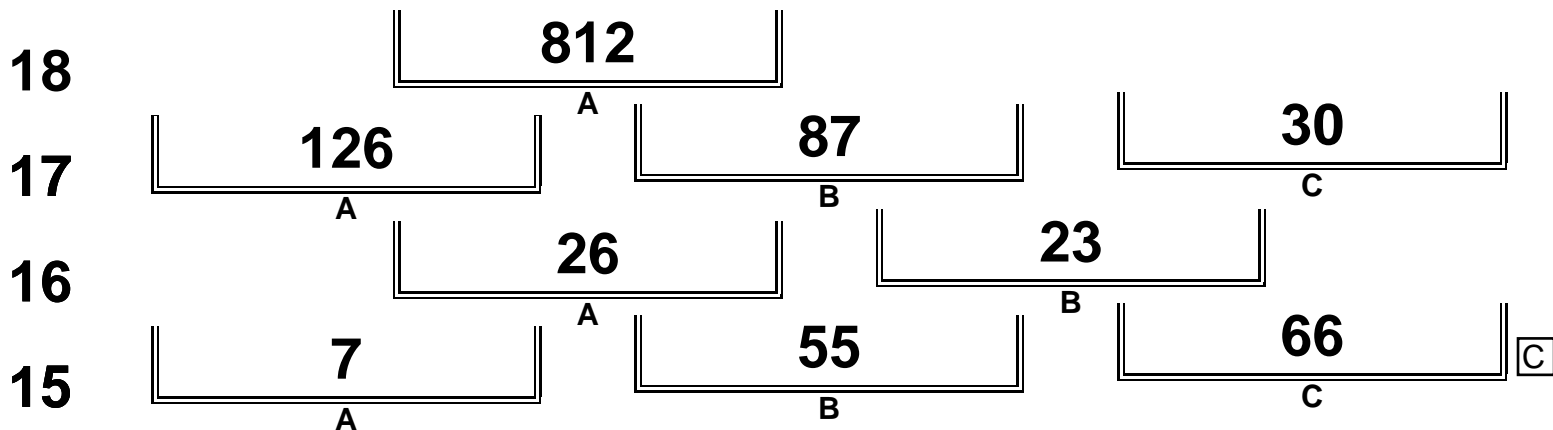
Tandragee 5.344 miles

R1: McCrum's Motorcycles Open

05/05/2018 11:00

Race (6 Laps)

RACE 1 - OPEN Page 2 of 2



Promoted by North Armagh Motor Cycle and Car Club

Orbits

Provisional result to be confirmed by the Stewards of the Meeting subject to the completion of technical inspections and the time limit for protests
MCUI (Ulster Centre) Timing @ www.elaps-timing.com



AROUND A POUND TANDRAGEE 100

SUPERBIKE

Tandragee 5.344 miles

R8: Around a Pound Tandragee 100


05/05/2018 16:15

Race (7 Laps)

RACE 8 - TANDRAGEE 100 OPEN Page 1 of 2

14		109		92	
		A		B	
13	28		88		54
	A		B		C
12		115		27	
		A		B	
11	21		71		40
	A		B		C
10		63		60	
		A		B	
9	24		10		59
	A		B		C
8					
		A		B	
7	93				
	A		B		C
6		38		138	
		A		B	
5	64		96		5
	A		B		C
4		97		75	
		A		B	
3	6		56		74
	A		B		C
2		31		65	
		A		B	
1	82		86		14
	A		B		C

POLE POSITION



Promoted by North Armagh Motor Cycle and Car Club

Orbits

Provisional result to be confirmed by the Stewards of the Meeting subject to the completion of technical inspections and the time limit for protests
MCUI (Ulster Centre) Timing @ www.elaps-timing.com



AROUND A POUND TANDRAGEE 100

SUPERBIKE


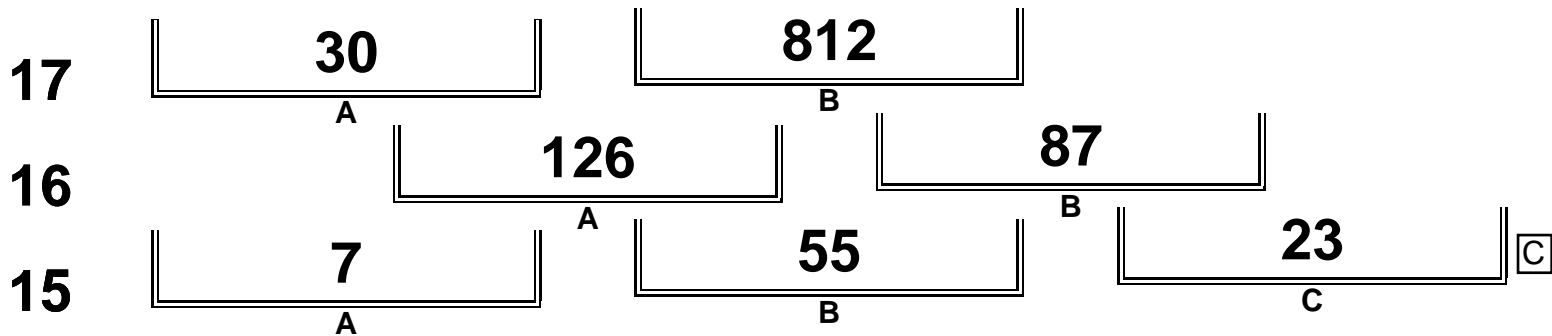
Tandragee 5.344 miles

R8: Around a Pound Tandragee 100

05/05/2018 16:15

Race (7 Laps)

RACE 8 - TANDRAGEE 100 OPEN Page 2 of 2



Promoted by North Armagh Motor Cycle and Car Club

Orbits

Provisional result to be confirmed by the Stewards of the Meeting subject to the completion of technical inspections and the time limit for protests
MCUI (Ulster Centre) Timing @ www.elaps-timing.com



AROUND A POUND TANDRAGEE 1000

SUPERBIKE

Race 1 - McCrum's Motorcycles Open

Saturday, 05 May 2018



Pos	Class	No	Name	Machine / Sponsor	Gp	Lap	Total Time	Behind	Speed	-----Best Lap-----		
										Time	Speed	On
Race Classification												
1	SBKR	82	Derek SHEILS	Suzuki - Cookstown BE Racing	a	6	17:52.560		107.257	2:57.047	108.658	6
2	SBKR	14	Dan KNEEN	BMW - Tyco BMW Motorrad	a	6	17:53.399	0.839	107.173	2:55.511	109.609	6
3	SBKR	86	Derek McGEE	Kawasaki - McGee Racing	a	6	17:54.548	1.988	107.059	2:58.306	107.890	6
4	SBKR	6	William DUNLOP	Yamaha - Temple Golf Club	a	6	18:07.424	14.864	105.791	2:59.187	107.360	5
5	SBKR	31	Shaun ANDERSON	Suzuki	a	6	18:07.773	15.213	105.757	2:59.397	107.234	5
6	SBKR	65	Michael SWEENEY	BMW - MJR Racing	a	6	18:16.556	23.996	104.910	3:01.733	105.856	6
7	SBKR	74	Davey TODD	Suzuki - Cookstown BE Racing	a	6	18:19.434	26.874	104.635	3:02.504	105.409	2
8	SBKR	56	Adam McLEAN	Kawasaki - McAdoo Kawasaki Racing	a	6	18:24.201	31.641	104.184	3:02.032	105.682	3
9	SBKR	75	Kevin FITZPATRICK	Kawasaki - Mongey Transport Racing	a	6	18:36.365	43.805	103.049	3:05.213	103.867	4
10	SBKR	5	Thomas MAXWELL	Kawasaki	a	6	18:46.442	53.882	102.127	3:05.998	103.429	6
11	SBKR	97	Seamus ELLIOTT	Kawasaki	a	6	18:47.235	54.675	102.055	3:06.969	102.891	3
12	SBKR	38	Paul WILLIAMS	BMW	a	6	18:48.159	55.599	101.971	3:07.116	102.811	3
13	SBKR	138	Steven PROCTER	Yamaha 600	a	6	18:49.767	57.207	101.826	3:05.765	103.558	6
14	SBKR	96	Andy FARRELL	Kawasaki 600	a	6	18:50.290	57.730	101.779	3:06.472	103.166	5
15	SBKR	24	Graham KENNEDY	BMW - T D Racing	b	6	18:51.379	58.819	101.681	3:05.773	103.554	6
16	SBKR	10	James CHAWKE	Kawasaki 600	b	6	18:51.643	59.083	101.657	3:07.221	102.753	5
17	SBKR	59	Darryl TWEED	Triumph 675 - M & D Racing	b	6	18:52.371	59.811	101.592	3:07.281	102.720	6
18	SBKR	71	Davy MORGAN	BMW - DM71	b	6	19:01.143	1:08.583	100.811	3:07.799	102.437	5
19	SBKR	68	Gareth EVANS	Yamaha 600 - Joe Evans Garage	b	6	19:07.926	1:15.366	100.215	3:09.906	101.300	6
20	SBKR	63	Tom ROBINSON	Kawasaki 600	b	6	19:08.183	1:15.623	100.193	3:09.189	101.684	3
21	SBKR	27	Joseph LOUGHLIN	Kawasaki 600 - G2-Tech	b	6	19:11.769	1:19.209	99.881	3:09.005	101.783	4
22	SBKR	60	Darren COOPER	BMW - NW Racing	b	6	19:15.389	1:22.829	99.568	3:11.433	100.492	5
23	SBKR	93	Paul CRANSTON	Yamaha 600 - P & J Fuel Haulage	a	6	19:16.833	1:24.273	99.444	3:11.573	100.419	6
24	SBKR	40	Rhys HARDISTY	BMW	b	6	19:20.370	1:27.810	99.141	3:09.743	101.387	6
25	SBKR	54	Sam JOHNSON	Kawasaki - JK Construction/Colin Dunlop	b	6	19:22.528	1:29.968	98.957	3:11.543	100.434	6
26	SBKR	21	Alan CONNOR	Suzuki - Connor Racing	b	6	19:27.305	1:34.745	98.552	3:13.601	99.367	6
27	SBKR	115	Damian HORAN	Suzuki 750 - Horan Wood Flooring	b	6	19:29.621	1:37.061	98.356	3:12.849	99.754	6
28	SBKR	88	Forest DUNN	Honda - Forest Dunn Racing	b	6	19:32.917	1:40.357	98.080	3:12.517	99.926	2
29	SBKR	28	Paul GARTLAND	Kawasaki - North West Gas	b	6	19:33.219	1:40.659	98.055	3:14.179	99.071	4
30	SBKR	126	Mike NORBURY	Kawasaki 600	c	6	19:35.133	1:42.573	97.895	3:13.319	99.512	6
31	SBKR	26	Dennis BOOTH	Suzuki 600	c	6	19:35.837	1:43.277	97.837	3:13.266	99.539	6
32	SBKR	92	Noel CARRROLL	Suzuki	b	6	19:53.383	2:00.823	96.398	3:16.862	97.721	2
33	SBKR	55	Eric WILSON	BMW	c	6	19:57.774	2:05.214	96.045	3:17.919	97.199	5
34	SBKR	7	Vassilios TAKOS	Yamaha	c	6	21:06.558	3:13.998	90.829	3:21.422	95.508	5
35	SBKR	66	Alan JOHNSTON	Kawasaki 600 - BES Contracts	c	5	17:02.282	1 Lap	93.714	3:23.320	94.617	3

Fastest Lap / New Lap Record 109.609 mph (Previously 109.297 mph)


SBKR	14	Dan KNEEN	BMW - Tyco BMW Motorrad							2:55.511	109.609	6
------	----	-----------	-------------------------	--	--	--	--	--	--	----------	---------	---

Not Classified

DNF	SBKR	30	Donald MacFADYEN	BMW	c	3	10:35.456		90.214	3:32.309	90.611	2
DNF	SBKR	812	Enrico ROCCHI	Suzuki	c	2	7:35.811		83.565	3:43.305	86.149	2

Provisional result to be confirmed by the Stewards of the Meeting subject to completion of technical inspections & the time limit for protests

Page 1 / 1

Circuit	Tandragee	Signed		Organising Club	North Armagh MC&CC
Length(miles)	5.3438	Lap 1 (5.2368)	Chief Timekeeper	Race Started	10:45
Weather	Cloudy	Issued At:	11:09	Gp Time Diff - b 28.26 / c 54.67	
Track	Dry				

AROUND A POUND TANDRAGEE 1000

SUPERBIKE

Race 1 - McCrum's Motorcycles Open

Saturday, 05 May 2018

DETAILED RESULT



Race Classification

1 82 Derek SHEILS

Total Time **17:52.560** Avg Speed **107.257** Behind
Best Time **2:57.047** Best Speed **108.658** On **6** Gp **a**

Lap	Elapsed Time	Lap Time	Lap Speed
1	3:00.765	3:00.765	104.292
2	5:59.386	2:58.621	107.700
3	8:58.248	2:58.862	107.555
4	11:57.337	2:59.089	107.419
5	14:55.513	2:58.176	107.969
6	17:52.560	2:57.047	108.658

2 14 Dan KNEEN

Total Time **17:53.399** Avg Speed **107.173** Behind **0.839**
Best Time **2:55.511** Best Speed **109.609** On **6** Gp **a**

Lap	Elapsed Time	Lap Time	Lap Speed
1	3:01.133	3:01.133	104.080
2	6:00.482	2:59.349	107.263
3	8:58.910	2:58.428	107.817
4	11:59.435	3:00.525	106.564
5	14:57.888	2:58.453	107.801
6	17:53.399	2:55.511	109.609

3 86 Derek McGEE

Total Time **17:54.548** Avg Speed **107.059** Behind **1.988**
Best Time **2:58.306** Best Speed **107.890** On **6** Gp **a**

Lap	Elapsed Time	Lap Time	Lap Speed
1	3:00.591	3:00.591	104.392
2	5:59.227	2:58.636	107.691
3	8:58.599	2:59.372	107.249
4	11:57.180	2:58.581	107.724
5	14:56.242	2:59.062	107.435
6	17:54.548	2:58.306	107.890

4 6 William DUNLOP

Total Time **18:07.424** Avg Speed **105.791** Behind **14.864**
Best Time **2:59.187** Best Speed **107.360** On **5** Gp **a**

Lap	Elapsed Time	Lap Time	Lap Speed
1	3:04.706	3:04.706	102.067
2	6:06.844	3:02.138	105.620
3	9:07.105	3:00.261	106.720
4	12:08.175	3:01.070	106.243
5	15:07.362	2:59.187	107.360
6	18:07.424	3:00.062	106.838

Race Classification

5 31 Shaun ANDERSON

Total Time **18:07.773** Avg Speed **105.757** Behind **15.213**
Best Time **2:59.397** Best Speed **107.234** On **5** Gp **a**

Lap	Elapsed Time	Lap Time	Lap Speed
1	3:03.451	3:03.451	102.765
2	6:05.982	3:02.531	105.393
3	9:08.077	3:02.095	105.645
4	12:08.745	3:00.668	106.480
5	15:08.142	2:59.397	107.234
6	18:07.773	2:59.631	107.095

6 65 Michael SWEENEY

Total Time **18:16.556** Avg Speed **104.910** Behind **23.996**
Best Time **3:01.733** Best Speed **105.856** On **6** Gp **a**

Lap	Elapsed Time	Lap Time	Lap Speed
1	3:04.269	3:04.269	102.309
2	6:07.197	3:02.928	105.164
3	9:09.617	3:02.420	105.457
4	12:12.744	3:03.127	105.050
5	15:14.823	3:02.079	105.655
6	18:16.556	3:01.733	105.856

7 74 Davey TODD

Total Time **18:19.434** Avg Speed **104.635** Behind **26.874**
Best Time **3:02.504** Best Speed **105.409** On **2** Gp **a**

Lap	Elapsed Time	Lap Time	Lap Speed
1	3:04.045	3:04.045	102.433
2	6:06.549	3:02.504	105.409
3	9:09.425	3:02.876	105.194
4	12:12.616	3:03.191	105.013
5	15:15.837	3:03.221	104.996
6	18:19.434	3:03.597	104.781

8 56 Adam McLEAN

Total Time **18:24.201** Avg Speed **104.184** Behind **31.641**
Best Time **3:02.032** Best Speed **105.682** On **3** Gp **a**

Lap	Elapsed Time	Lap Time	Lap Speed
1	3:06.310	3:06.310	101.188
2	6:10.048	3:03.738	104.701
3	9:12.080	3:02.032	105.682
4	12:15.545	3:03.465	104.857
5	15:19.498	3:03.953	104.578
6	18:24.201	3:04.703	104.154

AROUND A POUND TANDRAGEE 1000

SUPERBIKE

Race 1 - McCrum's Motorcycles Open

Saturday, 05 May 2018

DETAILED RESULT



Race Classification

9 75 Kevin FITZPATRICK

Total Time **18:36.365** Avg Speed **103.049** Behind **43.805**
Best Time **3:05.213** Best Speed **103.867** On **4** Gp **a**

Lap	Elapsed Time	Lap Time	Lap Speed
1	3:07.618	3:07.618	100.482
2	6:14.347	3:06.729	103.024
3	9:20.260	3:05.913	103.476
4	12:25.473	3:05.213	103.867
5	15:31.123	3:05.650	103.622
6	18:36.365	3:05.242	103.851

Race Classification

13 138 Steven PROCTER

Total Time **18:49.767** Avg Speed **101.826** Behind **57.207**
Best Time **3:05.765** Best Speed **103.558** On **6** Gp **a**

Lap	Elapsed Time	Lap Time	Lap Speed
1	3:12.325	3:12.325	98.023
2	6:21.026	3:08.701	101.947
3	9:29.801	3:08.775	101.907
4	12:37.373	3:07.572	102.561
5	15:44.002	3:06.629	103.079
6	18:49.767	3:05.765	103.558

10 5 Thomas MAXWELL

Total Time **18:46.442** Avg Speed **102.127** Behind **53.882**
Best Time **3:05.998** Best Speed **103.429** On **6** Gp **a**

Lap	Elapsed Time	Lap Time	Lap Speed
1	3:10.072	3:10.072	99.185
2	6:17.564	3:07.492	102.604
3	9:24.386	3:06.822	102.972
4	12:33.059	3:08.673	101.962
5	15:40.444	3:07.385	102.663
6	18:46.442	3:05.998	103.429

14 96 Andy FARRELL

Total Time **18:50.290** Avg Speed **101.779** Behind **57.730**
Best Time **3:06.472** Best Speed **103.166** On **5** Gp **a**

Lap	Elapsed Time	Lap Time	Lap Speed
1	3:12.036	3:12.036	98.171
2	6:21.602	3:09.566	101.482
3	9:29.471	3:07.869	102.398
4	12:37.106	3:07.635	102.526
5	15:43.578	3:06.472	103.166
6	18:50.290	3:06.712	103.033

11 97 Seamus ELLIOTT

Total Time **18:47.235** Avg Speed **102.055** Behind **54.675**
Best Time **3:06.969** Best Speed **102.891** On **3** Gp **a**

Lap	Elapsed Time	Lap Time	Lap Speed
1	3:09.659	3:09.659	99.401
2	6:16.833	3:07.174	102.779
3	9:23.802	3:06.969	102.891
4	12:32.503	3:08.701	101.947
5	15:39.697	3:07.194	102.768
6	18:47.235	3:07.538	102.579

15 24 Graham KENNEDY

Total Time **18:51.379** Avg Speed **101.681** Behind **58.819**
Best Time **3:05.773** Best Speed **103.554** On **6** Gp **b**

Lap	Elapsed Time	Lap Time	Lap Speed
1	3:11.678	3:11.678	98.354
2	6:22.683	3:11.005	100.717
3	9:31.841	3:09.158	101.701
4	12:39.185	3:07.344	102.685
5	15:45.606	3:06.421	103.194
6	18:51.379	3:05.773	103.554

12 38 Paul WILLIAMS

Total Time **18:48.159** Avg Speed **101.971** Behind **55.599**
Best Time **3:07.116** Best Speed **102.811** On **3** Gp **a**

Lap	Elapsed Time	Lap Time	Lap Speed
1	3:11.054	3:11.054	98.675
2	6:19.055	3:08.001	102.327
3	9:26.171	3:07.116	102.811
4	12:33.553	3:07.382	102.665
5	15:41.000	3:07.447	102.629
6	18:48.159	3:07.159	102.787

16 10 James CHAWKE

Total Time **18:51.643** Avg Speed **101.657** Behind **59.083**
Best Time **3:07.221** Best Speed **102.753** On **5** Gp **b**

Lap	Elapsed Time	Lap Time	Lap Speed
1	3:13.227	3:13.227	97.566
2	6:22.098	3:08.871	101.855
3	9:29.359	3:07.261	102.731
4	12:37.160	3:07.801	102.436
5	15:44.381	3:07.221	102.753
6	18:51.643	3:07.262	102.730

AROUND A POUND TANDRAGEE 1000

SUPERBIKE

Race 1 - McCrum's Motorcycles Open

Saturday, 05 May 2018

DETAILED RESULT



Race Classification

17 59 Darryl TWEED

Total Time **18:52.371** Avg Speed **101.592** Behind **59.811**
Best Time **3:07.281** Best Speed **102.720** On **6** Gp **b**

Lap	Elapsed Time	Lap Time	Lap Speed
1	3:10.073	3:10.073	99.185
2	6:18.929	3:08.856	101.863
3	9:27.475	3:08.546	102.031
4	12:36.839	3:09.364	101.590
5	15:45.090	3:08.251	102.191
6	18:52.371	3:07.281	102.720

18 71 Davy MORGAN

Total Time **19:01.143** Avg Speed **100.811** Behind **1:08.583**
Best Time **3:07.799** Best Speed **102.437** On **5** Gp **b**

Lap	Elapsed Time	Lap Time	Lap Speed
1	3:14.439	3:14.439	96.957
2	6:26.278	3:11.839	100.279
3	9:35.326	3:09.048	101.760
4	12:43.238	3:07.912	102.375
5	15:51.037	3:07.799	102.437
6	19:01.143	3:10.106	101.194

19 68 Gareth EVANS

Total Time **19:07.926** Avg Speed **100.215** Behind **1:15.366**
Best Time **3:09.906** Best Speed **101.300** On **6** Gp **b**

Lap	Elapsed Time	Lap Time	Lap Speed
1	3:13.911	3:13.911	97.221
2	6:25.978	3:12.067	100.160
3	9:37.171	3:11.193	100.618
4	12:47.967	3:10.796	100.828
5	15:58.020	3:10.053	101.222
6	19:07.926	3:09.906	101.300

20 63 Tom ROBINSON

Total Time **19:08.183** Avg Speed **100.193** Behind **1:15.623**
Best Time **3:09.189** Best Speed **101.684** On **3** Gp **b**

Lap	Elapsed Time	Lap Time	Lap Speed
1	3:14.831	3:14.831	96.762
2	6:27.741	3:12.910	99.723
3	9:36.930	3:09.189	101.684
4	12:48.319	3:11.389	100.515
5	15:58.458	3:10.139	101.176
6	19:08.183	3:09.725	101.397

Race Classification

21 27 Joseph LOUGHLIN

Total Time **19:11.769** Avg Speed **99.881** Behind **1:19.209**
Best Time **3:09.005** Best Speed **101.783** On **4** Gp **b**

Lap	Elapsed Time	Lap Time	Lap Speed
1	3:19.056	3:19.056	94.709
2	6:31.237	3:12.181	100.101
3	9:43.625	3:12.388	99.993
4	12:52.630	3:09.005	101.783
5	16:01.738	3:09.108	101.728
6	19:11.769	3:10.031	101.233

22 60 Darren COOPER

Total Time **19:15.389** Avg Speed **99.568** Behind **1:22.829**
Best Time **3:11.433** Best Speed **100.492** On **5** Gp **b**

Lap	Elapsed Time	Lap Time	Lap Speed
1	3:14.183	3:14.183	97.085
2	6:28.384	3:14.201	99.060
3	9:39.905	3:11.521	100.446
4	12:52.300	3:12.395	99.990
5	16:03.733	3:11.433	100.492
6	19:15.389	3:11.656	100.375

23 93 Paul CRANSTON

Total Time **19:16.833** Avg Speed **99.444** Behind **1:24.273**
Best Time **3:11.573** Best Speed **100.419** On **6** Gp **a**

Lap	Elapsed Time	Lap Time	Lap Speed
1	3:14.794	3:14.794	96.781
2	6:27.544	3:12.750	99.805
3	9:41.433	3:13.889	99.219
4	12:53.301	3:11.868	100.264
5	16:05.260	3:11.959	100.217
6	19:16.833	3:11.573	100.419

24 40 Rhys HARDISTY

Total Time **19:20.370** Avg Speed **99.141** Behind **1:27.810**
Best Time **3:09.743** Best Speed **101.387** On **6** Gp **b**

Lap	Elapsed Time	Lap Time	Lap Speed
1	3:16.727	3:16.727	95.830
2	6:31.075	3:14.348	98.985
3	9:45.186	3:14.111	99.106
4	12:58.531	3:13.345	99.498
5	16:10.627	3:12.096	100.145
6	19:20.370	3:09.743	101.387

AROUND A POUND TANDRAGEE 1000

SUPERBIKE

Race 1 - McCrum's Motorcycles Open

Saturday, 05 May 2018

DETAILED RESULT



Race Classification

25 54 Sam JOHNSON

Total Time **19:22.528** Avg Speed **98.957** Behind **1:29.968**

Best Time **3:11.543** Best Speed **100.434** On **6** Gp **b**

Lap	Elapsed Time	Lap Time	Lap Speed
1	3:18.122	3:18.122	95.155
2	6:31.685	3:13.563	99.386
3	9:44.802	3:13.117	99.616
4	12:57.513	3:12.711	99.826
5	16:10.985	3:13.472	99.433
6	19:22.528	3:11.543	100.434

26 21 Alan CONNOR

Total Time **19:27.305** Avg Speed **98.552** Behind **1:34.745**

Best Time **3:13.601** Best Speed **99.367** On **6** Gp **b**

Lap	Elapsed Time	Lap Time	Lap Speed
1	3:15.656	3:15.656	96.354
2	6:29.294	3:13.638	99.348
3	9:44.290	3:14.996	98.656
4	12:58.303	3:14.013	99.156
5	16:13.704	3:15.401	98.451
6	19:27.305	3:13.601	99.367

27 115 Damian HORAN

Total Time **19:29.621** Avg Speed **98.356** Behind **1:37.061**

Best Time **3:12.849** Best Speed **99.754** On **6** Gp **b**

Lap	Elapsed Time	Lap Time	Lap Speed
1	3:17.767	3:17.767	95.326
2	6:33.009	3:15.242	98.532
3	9:47.546	3:14.537	98.889
4	13:02.017	3:14.471	98.922
5	16:16.772	3:14.755	98.778
6	19:29.621	3:12.849	99.754

28 88 Forest DUNN

Total Time **19:32.917** Avg Speed **98.080** Behind **1:40.357**

Best Time **3:12.517** Best Speed **99.926** On **2** Gp **b**

Lap	Elapsed Time	Lap Time	Lap Speed
1	3:17.212	3:17.212	95.594
2	6:29.729	3:12.517	99.926
3	9:42.845	3:13.116	99.616
4	12:57.594	3:14.749	98.781
5	16:13.154	3:15.560	98.371
6	19:32.917	3:19.763	96.302

Race Classification

29 28 Paul GARTLAND

Total Time **19:33.219** Avg Speed **98.055** Behind **1:40.659**

Best Time **3:14.179** Best Speed **99.071** On **4** Gp **b**

Lap	Elapsed Time	Lap Time	Lap Speed
1	3:19.466	3:19.466	94.514
2	6:33.816	3:14.350	98.984
3	9:48.480	3:14.664	98.824
4	13:02.659	3:14.179	99.071
5	16:17.193	3:14.534	98.890
6	19:33.219	3:16.026	98.137

30 126 Mike NORBURY

Total Time **19:35.133** Avg Speed **97.895** Behind **1:42.573**

Best Time **3:13.319** Best Speed **99.512** On **6** Gp **c**

Lap	Elapsed Time	Lap Time	Lap Speed
1	3:19.795	3:19.795	94.358
2	6:37.498	3:17.703	97.305
3	9:53.006	3:15.508	98.398
4	13:07.870	3:14.864	98.723
5	16:21.814	3:13.944	99.191
6	19:35.133	3:13.319	99.512

31 26 Dennis BOOTH

Total Time **19:35.837** Avg Speed **97.837** Behind **1:43.277**

Best Time **3:13.266** Best Speed **99.539** On **6** Gp **c**

Lap	Elapsed Time	Lap Time	Lap Speed
1	3:20.730	3:20.730	93.919
2	6:38.391	3:17.661	97.326
3	9:53.917	3:15.526	98.388
4	13:08.644	3:14.727	98.792
5	16:22.571	3:13.927	99.200
6	19:35.837	3:13.266	99.539

32 92 Noel CARROLL

Total Time **19:53.383** Avg Speed **96.398** Behind **2:00.823**

Best Time **3:16.862** Best Speed **97.721** On **2** Gp **b**

Lap	Elapsed Time	Lap Time	Lap Speed
1	3:21.896	3:21.896	93.376
2	6:38.758	3:16.862	97.721
3	9:57.575	3:18.817	96.760
4	13:17.120	3:19.545	96.407
5	16:35.561	3:18.441	96.943
6	19:53.383	3:17.822	97.247

AROUND A POUND TANDRAGEE 1000

SUPERBIKE

Race 1 - McCrum's Motorcycles Open

Saturday, 05 May 2018

DETAILED RESULT



Race Classification

33 55 Eric WILSON

Total Time **19:57.774** Avg Speed **96.045** Behind **2:05.214**

Best Time **3:17.919** Best Speed **97.199** On **5** Gp **c**

Lap	Elapsed Time	Lap Time	Lap Speed
1	3:21.584	3:21.584	93.521
2	6:42.171	3:20.587	95.906
3	10:01.966	3:19.795	96.286
4	13:21.742	3:19.776	96.295
5	16:39.661	3:17.919	97.199
6	19:57.774	3:18.113	97.104

34 7 Vassilios TAKOS

Total Time **21:06.558** Avg Speed **90.829** Behind **3:13.998**

Best Time **3:21.422** Best Speed **95.508** On **5** Gp **c**

Lap	Elapsed Time	Lap Time	Lap Speed
1	3:26.619	3:26.619	91.242
2	6:49.029	3:22.410	95.042
3	10:11.820	3:22.791	94.864
4	13:35.061	3:23.241	94.654
5	16:56.483	3:21.422	95.508
6	21:06.558	4:10.075	76.927

35 66 Alan JOHNSTON

Total Time **17:02.282** Avg Speed **93.714** Behind **1 Lap**

Best Time **3:23.320** Best Speed **94.617** On **3** Gp **c**

Lap	Elapsed Time	Lap Time	Lap Speed
1	3:24.186	3:24.186	92.329
2	6:48.673	3:24.487	94.077
3	10:11.993	3:23.320	94.617
4	13:37.223	3:25.230	93.736
5	17:02.282	3:25.059	93.814

Not Classified

DNF 30 Donald MacFADYEN

Total Time **10:35.456** Avg Speed **90.214** Behind

Best Time **3:32.309** Best Speed **90.611** On **2** Gp **c**

Lap	Elapsed Time	Lap Time	Lap Speed
1	3:28.593	3:28.593	90.378
2	7:00.902	3:32.309	90.611
3	10:35.456	3:34.554	89.663

Not Classified

DNF 812 Enrico ROCCHI

Total Time **7:35.811** Avg Speed **83.565** Behind

Best Time **3:43.305** Best Speed **86.149** On **2** Gp **c**

Lap	Elapsed Time	Lap Time	Lap Speed
1	3:52.506	3:52.506	81.083
2	7:35.811	3:43.305	86.149

AROUND A POUND TANDRAGEE 1000

SUPERBIKE

Race 1 - McCrum's Motorcycles Open

LAP CHART



1					2					3				
No	Name	Gp	Time of Day	Lap Time	No	Name	Gp	Time of Day	Lap Time	No	Name	Gp	Time of Day	Lap Time
86	Derek McGEE	a	10:48:25.107	3:00.591	86	Derek McGEE	a	10:51:23.743	2:58.636	82	Derek SHEILS	a	10:54:22.764	2:58.862
82	Derek SHEILS	a	10:48:25.281	3:00.765	82	Derek SHEILS	a	10:51:23.902	2:58.621	86	Derek McGEE	a	10:54:23.115	2:59.372
14	Dan KNEEN	a	10:48:25.649	3:01.133	14	Dan KNEEN	a	10:51:24.998	2:59.349	14	Dan KNEEN	a	10:54:23.426	2:58.428
31	Shaun ANDERSON	a	10:48:27.967	3:03.451	31	Shaun ANDERSON	a	10:51:30.498	3:02.531	6	William DUNLOP	a	10:54:31.621	3:00.261
74	Davey TODD	a	10:48:28.561	3:04.045	74	Davey TODD	a	10:51:31.065	3:02.504	31	Shaun ANDERSON	a	10:54:32.593	3:02.095
65	Michael SWEENEY	a	10:48:28.785	3:04.269	6	William DUNLOP	a	10:51:31.360	3:02.138	74	Davey TODD	a	10:54:33.941	3:02.876
6	William DUNLOP	a	10:48:29.222	3:04.706	65	Michael SWEENEY	a	10:51:31.713	3:02.928	65	Michael SWEENEY	a	10:54:34.133	3:02.420
56	Adam McLEAN	a	10:48:30.826	3:06.310	56	Adam McLEAN	a	10:51:34.564	3:03.738	56	Adam McLEAN	a	10:54:36.596	3:02.032
75	Kevin FITZPATRICK	a	10:48:32.134	3:07.618	75	Kevin FITZPATRICK	a	10:51:38.863	3:06.729	75	Kevin FITZPATRICK	a	10:54:44.776	3:05.913
97	Seamus ELLIOTT	a	10:48:34.175	3:09.659	97	Seamus ELLIOTT	a	10:51:41.349	3:07.174	97	Seamus ELLIOTT	a	10:54:48.318	3:06.969
5	Thomas MAXWELL	a	10:48:34.588	3:10.072	5	Thomas MAXWELL	a	10:51:42.080	3:07.492	5	Thomas MAXWELL	a	10:54:48.902	3:06.822
59	Darryl TWEED	b	10:48:34.589	3:10.073	59	Darryl TWEED	b	10:51:43.445	3:08.856	38	Paul WILLIAMS	a	10:54:50.687	3:07.116
38	Paul WILLIAMS	a	10:48:35.570	3:11.054	38	Paul WILLIAMS	a	10:51:43.571	3:08.001	59	Darryl TWEED	b	10:54:51.991	3:08.546
24	Graham KENNEDY	b	10:48:36.194	3:11.678	138	Steven PROCTER	a	10:51:45.542	3:08.701	10	James CHAWKE	b	10:54:53.875	3:07.261
96	Andy FARRELL	a	10:48:36.552	3:12.036	96	Andy FARRELL	a	10:51:46.118	3:09.566	96	Andy FARRELL	a	10:54:53.987	3:07.869
138	Steven PROCTER	a	10:48:36.841	3:12.325	10	James CHAWKE	b	10:51:46.614	3:08.871	138	Steven PROCTER	a	10:54:54.317	3:08.775
10	James CHAWKE	b	10:48:37.743	3:13.227	24	Graham KENNEDY	b	10:51:47.199	3:11.005	24	Graham KENNEDY	b	10:54:56.357	3:09.158
68	Gareth EVANS	b	10:48:38.427	3:13.911	68	Gareth EVANS	b	10:51:50.494	3:12.067	71	Davy MORGAN	b	10:54:59.842	3:09.048
60	Darren COOPER	b	10:48:38.699	3:14.183	71	Davy MORGAN	b	10:51:50.794	3:11.839	63	Tom ROBINSON	b	10:55:01.446	3:09.189
71	Davy MORGAN	b	10:48:38.955	3:14.439	93	Paul CRANSTON	a	10:51:52.060	3:12.750	68	Gareth EVANS	b	10:55:01.687	3:11.193
93	Paul CRANSTON	a	10:48:39.310	3:14.794	63	Tom ROBINSON	b	10:51:52.257	3:12.910	60	Darren COOPER	b	10:55:04.421	3:11.521
63	Tom ROBINSON	b	10:48:39.347	3:14.831	60	Darren COOPER	b	10:51:52.900	3:14.201	93	Paul CRANSTON	a	10:55:05.949	3:13.889
21	Alan CONNOR	b	10:48:40.172	3:15.656	21	Alan CONNOR	b	10:51:53.810	3:13.638	88	Forest DUNN	b	10:55:07.361	3:13.116
40	Rhys HARDISTY	b	10:48:41.243	3:16.727	88	Forest DUNN	b	10:51:54.245	3:12.517	27	Joseph LOUGHLIN	b	10:55:08.141	3:12.388
88	Forest DUNN	b	10:48:41.728	3:17.212	40	Rhys HARDISTY	b	10:51:55.591	3:14.348	21	Alan CONNOR	b	10:55:08.806	3:14.996
115	Damian HORAN	b	10:48:42.283	3:17.767	27	Joseph LOUGHLIN	b	10:51:55.753	3:12.181	54	Sam JOHNSON	b	10:55:09.318	3:13.117
54	Sam JOHNSON	b	10:48:42.638	3:18.122	54	Sam JOHNSON	b	10:51:56.201	3:13.563	40	Rhys HARDISTY	b	10:55:09.702	3:14.111
27	Joseph LOUGHLIN	b	10:48:43.572	3:19.056	115	Damian HORAN	b	10:51:57.525	3:15.242	115	Damian HORAN	b	10:55:12.062	3:14.537
28	Paul GARTLAND	b	10:48:43.982	3:19.466	28	Paul GARTLAND	b	10:51:58.332	3:14.350	28	Paul GARTLAND	b	10:55:12.996	3:14.664
126	Mike NORBURY	c	10:48:44.311	3:19.795	126	Mike NORBURY	c	10:52:02.014	3:17.703	126	Mike NORBURY	c	10:55:17.522	3:15.508
26	Dennis BOOTH	c	10:48:45.246	3:20.730	26	Dennis BOOTH	c	10:52:02.907	3:17.661	26	Dennis BOOTH	c	10:55:18.433	3:15.526
55	Eric WILSON	c	10:48:46.100	3:21.584	92	Noel CARROLL	b	10:52:03.274	3:16.862	92	Noel CARROLL	b	10:55:22.091	3:18.817
92	Noel CARROLL	b	10:48:46.412	3:21.896	55	Eric WILSON	c	10:52:06.687	3:20.587	55	Eric WILSON	c	10:55:26.482	3:19.795
66	Alan JOHNSTON	c	10:48:48.702	3:24.186	66	Alan JOHNSTON	c	10:52:13.189	3:24.487	7	Vassilios TAKOS	c	10:55:36.336	3:22.791
7	Vassilios TAKOS	c	10:48:51.135	3:26.619	7	Vassilios TAKOS	c	10:52:13.545	3:22.410	66	Alan JOHNSTON	c	10:55:36.509	3:23.320
30	Donald MacFADYEN	c	10:48:53.109	3:28.593	30	Donald MacFADYEN	c	10:52:25.418	3:32.309	30	Donald MacFADYEN	c	10:55:59.972	3:34.554
812	Enrico ROCCHI	c	10:49:17.022	3:52.506	812	Enrico ROCCHI	c	10:53:00.327	3:43.305					

AROUND A POUND TANDRAGEE 1000

SUPERBIKE

Race 1 - McCrum's Motorcycles Open

LAP CHART

**4**

No	Name	Gp	Time of Day	Lap Time
86	Derek McGEE	a	10:57:21.696	2:58.581
82	Derek SHEILS	a	10:57:21.853	2:59.089
14	Dan KNEEN	a	10:57:23.951	3:00.525
6	William DUNLOP	a	10:57:32.691	3:01.070
31	Shaun ANDERSON	a	10:57:33.261	3:00.668
74	Davey TODD	a	10:57:37.132	3:03.191
65	Michael SWEENEY	a	10:57:37.260	3:03.127
56	Adam McLEAN	a	10:57:40.061	3:03.465
75	Kevin FITZPATRICK	a	10:57:49.989	3:05.213
97	Seamus ELLIOTT	a	10:57:57.019	3:08.701
5	Thomas MAXWELL	a	10:57:57.575	3:08.673
38	Paul WILLIAMS	a	10:57:58.069	3:07.382
59	Darryl TWEED	b	10:58:01.355	3:09.364
96	Andy FARRELL	a	10:58:01.622	3:07.635
10	James CHAWKE	b	10:58:01.676	3:07.801
138	Steven PROCTER	a	10:58:01.889	3:07.572
24	Graham KENNEDY	b	10:58:03.701	3:07.344
71	Davy MORGAN	b	10:58:07.754	3:07.912
68	Gareth EVANS	b	10:58:12.483	3:10.796
63	Tom ROBINSON	b	10:58:12.835	3:11.389
60	Darren COOPER	b	10:58:16.816	3:12.395
27	Joseph LOUGHLIN	b	10:58:17.146	3:09.005
93	Paul CRANSTON	a	10:58:17.817	3:11.868
54	Sam JOHNSON	b	10:58:22.029	3:12.711
88	Forest DUNN	b	10:58:22.110	3:14.749
21	Alan CONNOR	b	10:58:22.819	3:14.013
40	Rhys HARDISTY	b	10:58:23.047	3:13.345
115	Damian HORAN	b	10:58:26.533	3:14.471
28	Paul GARTLAND	b	10:58:27.175	3:14.179
126	Mike NORBURY	c	10:58:32.386	3:14.864
26	Dennis BOOTH	c	10:58:33.160	3:14.727
92	Noel CARROLL	b	10:58:41.636	3:19.545
55	Eric WILSON	c	10:58:46.258	3:19.776
7	Vassilios TAKOS	c	10:58:59.577	3:23.241
66	Alan JOHNSTON	c	10:59:01.739	3:25.230

5

No	Name	Gp	Time of Day	Lap Time
82	Derek SHEILS	a	11:00:20.029	2:58.176
86	Derek McGEE	a	11:00:20.758	2:59.062
14	Dan KNEEN	a	11:00:22.404	2:58.453
6	William DUNLOP	a	11:00:31.878	2:59.187
31	Shaun ANDERSON	a	11:00:32.658	2:59.397
65	Michael SWEENEY	a	11:00:39.339	3:02.079
74	Davey TODD	a	11:00:40.353	3:03.221
56	Adam McLEAN	a	11:00:44.014	3:03.953
75	Kevin FITZPATRICK	a	11:00:55.639	3:05.650
97	Seamus ELLIOTT	a	11:01:04.213	3:07.194
5	Thomas MAXWELL	a	11:01:04.960	3:07.385
38	Paul WILLIAMS	a	11:01:05.516	3:07.447
96	Andy FARRELL	a	11:01:08.094	3:06.472
138	Steven PROCTER	a	11:01:08.518	3:06.629
10	James CHAWKE	b	11:01:08.897	3:07.221
59	Darryl TWEED	b	11:01:09.606	3:08.251
24	Graham KENNEDY	b	11:01:10.122	3:06.421
71	Davy MORGAN	b	11:01:15.553	3:07.799
68	Gareth EVANS	b	11:01:22.536	3:10.053
63	Tom ROBINSON	b	11:01:22.974	3:10.139
27	Joseph LOUGHLIN	b	11:01:26.254	3:09.108
60	Darren COOPER	b	11:01:28.249	3:11.433
93	Paul CRANSTON	a	11:01:29.776	3:11.959
40	Rhys HARDISTY	b	11:01:35.143	3:12.096
54	Sam JOHNSON	b	11:01:35.501	3:13.472
88	Forest DUNN	b	11:01:37.670	3:15.560
21	Alan CONNOR	b	11:01:38.220	3:15.401
115	Damian HORAN	b	11:01:41.288	3:14.755
28	Paul GARTLAND	b	11:01:41.709	3:14.534
126	Mike NORBURY	c	11:01:46.330	3:13.944
26	Dennis BOOTH	c	11:01:47.087	3:13.927
92	Noel CARROLL	b	11:02:00.077	3:18.441
55	Eric WILSON	c	11:02:04.177	3:17.919
7	Vassilios TAKOS	c	11:02:20.999	3:21.422
66	Alan JOHNSTON	c	11:02:26.798	3:25.059

6

No	Name	Gp	Time of Day	Lap Time
82	Derek SHEILS	a	11:03:17.076	2:57.047
14	Dan KNEEN	a	11:03:17.915	2:55.511
86	Derek McGEE	a	11:03:19.064	2:58.306
6	William DUNLOP	a	11:03:31.940	3:00.062
31	Shaun ANDERSON	a	11:03:32.289	2:59.631
65	Michael SWEENEY	a	11:03:41.072	3:01.733
74	Davey TODD	a	11:03:43.950	3:03.597
56	Adam McLEAN	a	11:03:48.717	3:04.703
75	Kevin FITZPATRICK	a	11:04:00.881	3:05.242
5	Thomas MAXWELL	a	11:04:10.958	3:05.998
97	Seamus ELLIOTT	a	11:04:11.751	3:07.538
38	Paul WILLIAMS	a	11:04:12.675	3:07.159
138	Steven PROCTER	a	11:04:14.283	3:05.765
96	Andy FARRELL	a	11:04:14.806	3:06.712
24	Graham KENNEDY	b	11:04:15.895	3:05.773
10	James CHAWKE	b	11:04:16.159	3:07.262
59	Darryl TWEED	b	11:04:16.887	3:07.281
71	Davy MORGAN	b	11:04:25.659	3:10.106
68	Gareth EVANS	b	11:04:32.442	3:09.906
63	Tom ROBINSON	b	11:04:32.699	3:09.725
27	Joseph LOUGHLIN	b	11:04:36.285	3:10.031
60	Darren COOPER	b	11:04:39.905	3:11.656
93	Paul CRANSTON	a	11:04:41.349	3:11.573
40	Rhys HARDISTY	b	11:04:44.886	3:09.743
54	Sam JOHNSON	b	11:04:47.044	3:11.543
21	Alan CONNOR	b	11:04:51.821	3:13.601
115	Damian HORAN	b	11:04:54.137	3:12.849
88	Forest DUNN	b	11:04:57.433	3:19.763
28	Paul GARTLAND	b	11:04:57.735	3:16.026
126	Mike NORBURY	c	11:04:59.649	3:13.319
26	Dennis BOOTH	c	11:05:00.353	3:13.266
92	Noel CARROLL	b	11:05:17.899	3:17.822
55	Eric WILSON	c	11:05:22.290	3:18.113
7	Vassilios TAKOS	c	11:06:31.074	4:10.075

AROUND A POUND TANDRAGEE 1000

SUPERBIKE

Race 8 - Around A Pound Tandragee 100

Saturday, 05 May 2018



Pos	Class	No	Name	Machine / Sponsor	Gp	Lap	Total Time	Behind	Speed	-----Best Lap-----		
										Time	Speed	On
Race Classification												
1	SBKR	14	Dan KNEEN	BMW - Tyco BMW Motorrad	a	6	17:46.902		107.826	2:55.993	109.308	2
2	SBKR	86	Derek McGEE	Kawasaki - McGee Racing	a	6	17:47.385	0.483	107.777	2:56.881	108.760	3
3	SBKR	82	Derek SHEILS	Suzuki - Cookstown BE Racing	a	6	17:47.440	0.538	107.772	2:56.659	108.896	6
4	SBKR	65	Michael SWEENEY	BMW - MJR Racing	a	6	17:48.879	1.977	107.627	2:57.054	108.653	3
5	SBKR	56	Adam McLEAN	Kawasaki - McAdoo Kawasaki Racing	a	6	18:19.106	32.204	104.667	3:00.667	106.480	2
6	SBKR	5	Thomas MAXWELL	Kawasaki	a	6	18:38.498	51.596	102.852	3:04.847	104.073	6
7	SBKR	97	Seamus ELLIOTT	Kawasaki	a	6	18:39.088	52.186	102.798	3:04.586	104.220	4
8	SBKR	75	Kevin FITZPATRICK	Kawasaki - Mongey Transport Racing	a	6	18:39.546	52.644	102.756	3:05.361	103.784	5
9	SBKR	138	Steven PROCTER	Yamaha 600	a	6	18:44.700	57.798	102.285	3:06.043	103.404	5
10	SBKR	96	Andy FARRELL	Kawasaki 600	a	6	18:44.931	58.029	102.264	3:06.719	103.029	5
11	SBKR	27	Joseph LOUGHLIN	Kawasaki 600 - G2-Tech	b	6	18:48.964	1:02.062	101.899	3:05.334	103.799	3
12	SBKR	38	Paul WILLIAMS	BMW	a	6	18:51.148	1:04.246	101.702	3:07.222	102.752	6
13	SBKR	60	Darren COOPER	BMW - NW Racing	b	6	18:52.462	1:05.560	101.584	3:07.667	102.509	4
14	SBKR	93	Paul CRANSTON	Yamaha 600 - P & J Fuel Haulage	a	6	19:05.206	1:18.304	100.453	3:08.989	101.792	6
15	SBKR	40	Rhys HARDISTY	BMW	b	6	19:06.554	1:19.652	100.335	3:10.114	101.189	4
16	SBKR	71	Davy MORGAN	BMW - DM71	b	6	19:06.608	1:19.706	100.331	3:09.914	101.296	4
17	SBKR	24	Graham KENNEDY	BMW - T D Racing	b	6	19:06.875	1:19.973	100.307	3:09.819	101.347	6
18	SBKR	63	Tom ROBINSON	Kawasaki 600	b	6	19:08.810	1:21.908	100.138	3:07.509	102.595	6
19	SBKR	126	Mike NORBURY	Kawasaki 600	c	6	19:10.519	1:23.617	99.989	3:10.202	101.142	5
20	SBKR	88	Forest DUNN	Honda - Forest Dunn Racing	b	6	19:12.290	1:25.388	99.836	3:10.336	101.071	3
21	SBKR	21	Alan CONNOR	Suzuki - Connor Racing	b	6	19:13.232	1:26.330	99.754	3:10.807	100.822	2
22	SBKR	10	James CHAWKE	Kawasaki 600	b	6	19:14.852	1:27.950	99.614	3:11.406	100.506	3
23	SBKR	54	Sam JOHNSON	Kawasaki - JK Construction/Colin Dunlop	b	6	19:30.885	1:43.983	98.250	3:12.405	99.984	6
24	SBKR	115	Damian HORAN	Suzuki 750 - Horan Wood Flooring	b	6	19:31.272	1:44.370	98.218	3:10.535	100.966	6
25	SBKR	7	Vassilios TAKOS	Yamaha	c	6	19:42.447	1:55.545	97.290	3:15.689	98.306	5
26	SBKR	55	Eric WILSON	BMW	c	6	19:45.262	1:58.360	97.059	3:15.360	98.472	6
27	SBKR	92	Noel CARROLL	Suzuki	b	6	20:01.140	2:14.238	95.776	3:17.968	97.175	2

Fastest Lap


SBKR	14	Dan KNEEN	BMW - Tyco BMW Motorrad	2:55.993	109.308	2
------	----	-----------	-------------------------	----------	---------	---

Not Classified

DNF	SBKR	28	Paul GARTLAND	Kawasaki - North West Gas	b	4	13:04.629		97.581	3:15.026	98.641	2
DNF	SBKR	30	Donald MacFADYEN	BMW	c	3	10:31.730		90.747	3:31.420	90.992	3
DNF	SBKR	87	Trevor MATTHEWSON	Suzuki 750 - Strangford Holiday Park	c	3	10:39.394		89.659	3:33.399	90.148	2
DNF	SBKR	812	Enrico ROCCHI	Suzuki	c	2	7:20.868		86.397	3:43.036	86.253	2
DNF	SBKR	74	Davey TODD	Suzuki - Cookstown BE Racing	a	1	3:02.375		103.371	3:02.375	103.371	1
DNF	SBKR	6	William DUNLOP	Yamaha - Temple Golf Club	a	1	3:02.769		103.148	3:02.769	103.148	1

Provisional result to be confirmed by the Stewards of the Meeting subject to completion of technical inspections & the time limit for protests

Page 1 / 1

Circuit	Tandragee	Signed		Organising Club	North Armagh MC&CC
Length(miles)	5.3438	Lap 1 (5.2368)	Chief Timekeeper	Race Started	17:10
Weather	Sunny	Issued At:	17:33	Gp Time Diff - b 25.63 / c 51.35	
Track	Dry				

AROUND A POUND TANDRAGEE 1000

SUPERBIKE

Race 8 - Around A Pound Tandragee 100

Saturday, 05 May 2018

DETAILED RESULT



Race Classification

1 14 Dan KNEEN

Total Time **17:46.902** Avg Speed **107.826** Behind
Best Time **2:55.993** Best Speed **109.308** On **2** Gp **a**

Lap	Elapsed Time	Lap Time	Lap Speed
1	3:00.410	3:00.410	104.497
2	5:56.403	2:55.993	109.308
3	8:53.271	2:56.868	108.768
4	11:50.897	2:57.626	108.303
5	14:50.504	2:59.607	107.109
6	17:46.902	2:56.398	109.057

2 86 Derek McGEE

Total Time **17:47.385** Avg Speed **107.777** Behind **0.483**
Best Time **2:56.881** Best Speed **108.760** On **3** Gp **a**

Lap	Elapsed Time	Lap Time	Lap Speed
1	2:58.194	2:58.194	105.796
2	5:55.473	2:57.279	108.515
3	8:52.354	2:56.881	108.760
4	11:50.580	2:58.226	107.939
5	14:50.336	2:59.756	107.020
6	17:47.385	2:57.049	108.656

3 82 Derek SHEILS

Total Time **17:47.440** Avg Speed **107.772** Behind **0.538**
Best Time **2:56.659** Best Speed **108.896** On **6** Gp **a**

Lap	Elapsed Time	Lap Time	Lap Speed
1	2:57.734	2:57.734	106.070
2	5:54.831	2:57.097	108.627
3	8:51.747	2:56.916	108.738
4	11:50.737	2:58.990	107.478
5	14:50.781	3:00.044	106.849
6	17:47.440	2:56.659	108.896

4 65 Michael SWEENEY

Total Time **17:48.879** Avg Speed **107.627** Behind **1.977**
Best Time **2:57.054** Best Speed **108.653** On **3** Gp **a**

Lap	Elapsed Time	Lap Time	Lap Speed
1	2:58.481	2:58.481	105.626
2	5:55.854	2:57.373	108.458
3	8:52.908	2:57.054	108.653
4	11:51.351	2:58.443	107.808
5	14:51.307	2:59.956	106.901
6	17:48.879	2:57.572	108.336

Race Classification

5 56 Adam McLEAN

Total Time **18:19.106** Avg Speed **104.667** Behind **32.204**
Best Time **3:00.667** Best Speed **106.480** On **2** Gp **a**

Lap	Elapsed Time	Lap Time	Lap Speed
1	3:03.877	3:03.877	102.527
2	6:04.544	3:00.667	106.480
3	9:07.957	3:03.413	104.886
4	12:11.914	3:03.957	104.576
5	15:15.034	3:03.120	105.054
6	18:19.106	3:04.072	104.511

6 5 Thomas MAXWELL

Total Time **18:38.498** Avg Speed **102.852** Behind **51.596**
Best Time **3:04.847** Best Speed **104.073** On **6** Gp **a**

Lap	Elapsed Time	Lap Time	Lap Speed
1	3:08.429	3:08.429	100.050
2	6:15.377	3:06.948	102.903
3	9:21.882	3:06.505	103.147
4	12:28.007	3:06.125	103.358
5	15:33.651	3:05.644	103.626
6	18:38.498	3:04.847	104.073

7 97 Seamus ELLIOTT

Total Time **18:39.088** Avg Speed **102.798** Behind **52.186**
Best Time **3:04.586** Best Speed **104.220** On **4** Gp **a**

Lap	Elapsed Time	Lap Time	Lap Speed
1	3:10.879	3:10.879	98.766
2	6:17.660	3:06.781	102.995
3	9:24.065	3:06.405	103.203
4	12:28.651	3:04.586	104.220
5	15:34.495	3:05.844	103.514
6	18:39.088	3:04.593	104.216

8 75 Kevin FITZPATRICK

Total Time **18:39.546** Avg Speed **102.756** Behind **52.644**
Best Time **3:05.361** Best Speed **103.784** On **5** Gp **a**

Lap	Elapsed Time	Lap Time	Lap Speed
1	3:07.631	3:07.631	100.475
2	6:14.707	3:07.076	102.833
3	9:21.089	3:06.382	103.215
4	12:26.907	3:05.818	103.529
5	15:32.268	3:05.361	103.784
6	18:39.546	3:07.278	102.722

AROUND A POUND TANDRAGEE 1000

SUPERBIKE

Race 8 - Around A Pound Tandragee 100

Saturday, 05 May 2018

DETAILED RESULT



Race Classification

9 138 Steven PROCTER

Total Time **18:44.700** Avg Speed **102.285** Behind **57.798**
Best Time **3:06.043** Best Speed **103.404** On **5** Gp **a**

Lap	Elapsed Time	Lap Time	Lap Speed
1	3:11.928	3:11.928	98.226
2	6:18.250	3:06.322	103.249
3	9:24.353	3:06.103	103.370
4	12:30.860	3:06.507	103.146
5	15:36.903	3:06.043	103.404
6	18:44.700	3:07.797	102.438

Race Classification

13 60 Darren COOPER

Total Time **18:52.462** Avg Speed **101.584** Behind **1:05.560**
Best Time **3:07.667** Best Speed **102.509** On **4** Gp **b**

Lap	Elapsed Time	Lap Time	Lap Speed
1	3:10.584	3:10.584	98.919
2	6:20.386	3:09.802	101.356
3	9:28.640	3:08.254	102.189
4	12:36.307	3:07.667	102.509
5	15:44.618	3:08.311	102.158
6	18:52.462	3:07.844	102.412

10 96 Andy FARRELL

Total Time **18:44.931** Avg Speed **102.264** Behind **58.029**
Best Time **3:06.719** Best Speed **103.029** On **5** Gp **a**

Lap	Elapsed Time	Lap Time	Lap Speed
1	3:09.487	3:09.487	99.491
2	6:16.537	3:07.050	102.847
3	9:23.559	3:07.022	102.862
4	12:31.354	3:07.795	102.439
5	15:38.073	3:06.719	103.029
6	18:44.931	3:06.858	102.953

14 93 Paul CRANSTON

Total Time **19:05.206** Avg Speed **100.453** Behind **1:18.304**
Best Time **3:08.989** Best Speed **101.792** On **6** Gp **a**

Lap	Elapsed Time	Lap Time	Lap Speed
1	3:13.897	3:13.897	97.228
2	6:24.689	3:10.792	100.830
3	9:35.986	3:11.297	100.564
4	12:46.557	3:10.571	100.947
5	15:56.217	3:09.660	101.432
6	19:05.206	3:08.989	101.792

11 27 Joseph LOUGHLIN

Total Time **18:48.964** Avg Speed **101.899** Behind **1:02.062**
Best Time **3:05.334** Best Speed **103.799** On **3** Gp **b**

Lap	Elapsed Time	Lap Time	Lap Speed
1	3:12.189	3:12.189	98.093
2	6:20.733	3:08.544	102.032
3	9:26.067	3:05.334	103.799
4	12:32.715	3:06.648	103.068
5	15:39.888	3:07.173	102.779
6	18:48.964	3:09.076	101.745

15 40 Rhys HARDISTY

Total Time **19:06.554** Avg Speed **100.335** Behind **1:19.652**
Best Time **3:10.114** Best Speed **101.189** On **4** Gp **b**

Lap	Elapsed Time	Lap Time	Lap Speed
1	3:12.814	3:12.814	97.775
2	6:24.021	3:11.207	100.611
3	9:34.441	3:10.420	101.027
4	12:44.555	3:10.114	101.189
5	15:55.946	3:11.391	100.514
6	19:06.554	3:10.608	100.927

12 38 Paul WILLIAMS

Total Time **18:51.148** Avg Speed **101.702** Behind **1:04.246**
Best Time **3:07.222** Best Speed **102.752** On **6** Gp **a**

Lap	Elapsed Time	Lap Time	Lap Speed
1	3:11.613	3:11.613	98.387
2	6:19.419	3:07.806	102.433
3	9:27.554	3:08.135	102.254
4	12:35.662	3:08.108	102.268
5	15:43.926	3:08.264	102.184
6	18:51.148	3:07.222	102.752

16 71 Davy MORGAN

Total Time **19:06.608** Avg Speed **100.331** Behind **1:19.706**
Best Time **3:09.914** Best Speed **101.296** On **4** Gp **b**

Lap	Elapsed Time	Lap Time	Lap Speed
1	3:14.579	3:14.579	96.888
2	6:25.948	3:11.369	100.526
3	9:36.285	3:10.337	101.071
4	12:46.199	3:09.914	101.296
5	15:56.259	3:10.060	101.218
6	19:06.608	3:10.349	101.064

AROUND A POUND TANDRAGEE 1000

SUPERBIKE

Race 8 - Around A Pound Tandragee 100

Saturday, 05 May 2018

DETAILED RESULT



Race Classification

17 24 Graham KENNEDY

Total Time **19:06.875** Avg Speed **100.307** Behind **1:19.973**

Best Time **3:09.819** Best Speed **101.347** On **6** Gp **b**

Lap	Elapsed Time	Lap Time	Lap Speed
1	3:11.808	3:11.808	98.287
2	6:23.406	3:11.598	100.406
3	9:35.059	3:11.653	100.377
4	12:45.918	3:10.859	100.794
5	15:57.056	3:11.138	100.647
6	19:06.875	3:09.819	101.347

18 63 Tom ROBINSON

Total Time **19:08.810** Avg Speed **100.138** Behind **1:21.908**

Best Time **3:07.509** Best Speed **102.595** On **6** Gp **b**

Lap	Elapsed Time	Lap Time	Lap Speed
1	3:14.152	3:14.152	97.101
2	6:26.452	3:12.300	100.039
3	9:37.864	3:11.412	100.503
4	12:49.270	3:11.406	100.506
5	16:01.301	3:12.031	100.179
6	19:08.810	3:07.509	102.595

19 126 Mike NORBURY

Total Time **19:10.519** Avg Speed **99.989** Behind **1:23.617**

Best Time **3:10.202** Best Speed **101.142** On **5** Gp **c**

Lap	Elapsed Time	Lap Time	Lap Speed
1	3:12.376	3:12.376	97.997
2	6:24.772	3:12.396	99.989
3	9:36.260	3:11.488	100.463
4	12:49.008	3:12.748	99.806
5	15:59.210	3:10.202	101.142
6	19:10.519	3:11.309	100.557

20 88 Forest DUNN

Total Time **19:12.290** Avg Speed **99.836** Behind **1:25.388**

Best Time **3:10.336** Best Speed **101.071** On **3** Gp **b**

Lap	Elapsed Time	Lap Time	Lap Speed
1	3:15.059	3:15.059	96.649
2	6:26.903	3:11.844	100.277
3	9:37.239	3:10.336	101.071
4	12:48.269	3:11.030	100.704
5	16:00.741	3:12.472	99.950
6	19:12.290	3:11.549	100.431

Race Classification

21 21 Alan CONNOR

Total Time **19:13.232** Avg Speed **99.754** Behind **1:26.330**

Best Time **3:10.807** Best Speed **100.822** On **2** Gp **b**

Lap	Elapsed Time	Lap Time	Lap Speed
1	3:13.794	3:13.794	97.280
2	6:24.601	3:10.807	100.822
3	9:35.980	3:11.379	100.520
4	12:48.128	3:12.148	100.118
5	16:01.907	3:13.779	99.275
6	19:13.232	3:11.325	100.549

22 10 James CHAWKE

Total Time **19:14.852** Avg Speed **99.614** Behind **1:27.950**

Best Time **3:11.406** Best Speed **100.506** On **3** Gp **b**

Lap	Elapsed Time	Lap Time	Lap Speed
1	3:12.014	3:12.014	98.182
2	6:25.354	3:13.340	99.501
3	9:36.760	3:11.406	100.506
4	12:48.927	3:12.167	100.108
5	16:02.496	3:13.569	99.383
6	19:14.852	3:12.356	100.010

23 54 Sam JOHNSON

Total Time **19:30.885** Avg Speed **98.250** Behind **1:43.983**

Best Time **3:12.405** Best Speed **99.984** On **6** Gp **b**

Lap	Elapsed Time	Lap Time	Lap Speed
1	3:18.244	3:18.244	95.096
2	6:32.936	3:14.692	98.810
3	9:48.602	3:15.666	98.318
4	13:04.999	3:16.397	97.952
5	16:18.480	3:13.481	99.428
6	19:30.885	3:12.405	99.984

24 115 Damian HORAN

Total Time **19:31.272** Avg Speed **98.218** Behind **1:44.370**

Best Time **3:10.535** Best Speed **100.966** On **6** Gp **b**

Lap	Elapsed Time	Lap Time	Lap Speed
1	3:20.785	3:20.785	93.893
2	6:35.043	3:14.258	99.031
3	9:49.343	3:14.300	99.009
4	13:05.487	3:16.144	98.078
5	16:20.737	3:15.250	98.528
6	19:31.272	3:10.535	100.966

AROUND A POUND TANDRAGEE 1000

SUPERBIKE

Race 8 - Around A Pound Tandragee 100

Saturday, 05 May 2018

DETAILED RESULT



Race Classification

25 7 Vassilios TAKOS

Total Time **19:42.447** Avg Speed **97.290** Behind **1:55.545**
Best Time **3:15.689** Best Speed **98.306** On **5** Gp **c**

Lap	Elapsed Time	Lap Time	Lap Speed
1	3:18.373	3:18.373	95.035
2	6:35.861	3:17.488	97.411
3	9:53.453	3:17.592	97.360
4	13:09.625	3:16.172	98.064
5	16:25.314	3:15.689	98.306
6	19:42.447	3:17.133	97.586

26 55 Eric WILSON

Total Time **19:45.262** Avg Speed **97.059** Behind **1:58.360**
Best Time **3:15.360** Best Speed **98.472** On **6** Gp **c**

Lap	Elapsed Time	Lap Time	Lap Speed
1	3:17.749	3:17.749	95.334
2	6:35.485	3:17.736	97.289
3	9:53.070	3:17.585	97.363
4	13:12.676	3:19.606	96.377
5	16:29.902	3:17.226	97.540
6	19:45.262	3:15.360	98.472

27 92 Noel CARROLL

Total Time **20:01.140** Avg Speed **95.776** Behind **2:14.238**
Best Time **3:17.968** Best Speed **97.175** On **2** Gp **b**

Lap	Elapsed Time	Lap Time	Lap Speed
1	3:22.739	3:22.739	92.988
2	6:40.707	3:17.968	97.175
3	10:01.254	3:20.547	95.925
4	13:22.712	3:21.458	95.491
5	16:42.302	3:19.590	96.385
6	20:01.140	3:18.838	96.750

Not Classified

DNF 28 Paul GARTLAND

Total Time **13:04.629** Avg Speed **97.581** Behind
Best Time **3:15.026** Best Speed **98.641** On **2** Gp **b**

Lap	Elapsed Time	Lap Time	Lap Speed
1	3:16.873	3:16.873	95.759
2	6:31.899	3:15.026	98.641
3	9:48.335	3:16.436	97.933
4	13:04.629	3:16.294	98.004

Not Classified

DNF 30 Donald MacFADYEN

Total Time **10:31.730** Avg Speed **90.747** Behind
Best Time **3:31.420** Best Speed **90.992** On **3** Gp **c**

Lap	Elapsed Time	Lap Time	Lap Speed
1	3:27.027	3:27.027	91.062
2	7:00.310	3:33.283	90.197
3	10:31.730	3:31.420	90.992

DNF 87 Trevor MATTHEWSON

Total Time **10:39.394** Avg Speed **89.659** Behind
Best Time **3:33.399** Best Speed **90.148** On **2** Gp **c**

Lap	Elapsed Time	Lap Time	Lap Speed
1	3:30.938	3:30.938	89.374
2	7:04.337	3:33.399	90.148
3	10:39.394	3:35.057	89.453

DNF 812 Enrico ROCCHI

Total Time **7:20.868** Avg Speed **86.397** Behind
Best Time **3:43.036** Best Speed **86.253** On **2** Gp **c**

Lap	Elapsed Time	Lap Time	Lap Speed
1	3:37.832	3:37.832	86.545
2	7:20.868	3:43.036	86.253

DNF 74 Davey TODD

Total Time **3:02.375** Avg Speed **103.371** Behind
Best Time **3:02.375** Best Speed **103.371** On **1** Gp **a**

Lap	Elapsed Time	Lap Time	Lap Speed
1	3:02.375	3:02.375	103.371

DNF 6 William DUNLOP

Total Time **3:02.769** Avg Speed **103.148** Behind
Best Time **3:02.769** Best Speed **103.148** On **1** Gp **a**

Lap	Elapsed Time	Lap Time	Lap Speed
1	3:02.769	3:02.769	103.148

AROUND A POUND TANDRAGEE 1000

SUPERBIKE

Race 8 - Around A Pound Tandragee 100

LAP CHART



1					2					3				
No	Name	Gp	Time of Day	Lap Time	No	Name	Gp	Time of Day	Lap Time	No	Name	Gp	Time of Day	Lap Time
82	Derek SHEILS	a	17:13:07.901	2:57.734	82	Derek SHEILS	a	17:16:04.998	2:57.097	82	Derek SHEILS	a	17:19:01.914	2:56.916
86	Derek McGEE	a	17:13:08.361	2:58.194	86	Derek McGEE	a	17:16:05.640	2:57.279	86	Derek McGEE	a	17:19:02.521	2:56.881
65	Michael SWEENEY	a	17:13:08.648	2:58.481	65	Michael SWEENEY	a	17:16:06.021	2:57.373	65	Michael SWEENEY	a	17:19:03.075	2:57.054
14	Dan KNEEN	a	17:13:10.577	3:00.410	14	Dan KNEEN	a	17:16:06.570	2:55.993	14	Dan KNEEN	a	17:19:03.438	2:56.868
74	Davey TODD	a	17:13:12.542	3:02.375	56	Adam McLEAN	a	17:16:14.711	3:00.667	56	Adam McLEAN	a	17:19:18.124	3:03.413
6	William DUNLOP	a	17:13:12.936	3:02.769	75	Kevin FITZPATRICK	a	17:16:24.874	3:07.076	75	Kevin FITZPATRICK	a	17:19:31.256	3:06.382
56	Adam McLEAN	a	17:13:14.044	3:03.877	5	Thomas MAXWELL	a	17:16:25.544	3:06.948	5	Thomas MAXWELL	a	17:19:32.049	3:06.505
75	Kevin FITZPATRICK	a	17:13:17.798	3:07.631	96	Andy FARRELL	a	17:16:26.704	3:07.050	96	Andy FARRELL	a	17:19:33.726	3:07.022
5	Thomas MAXWELL	a	17:13:18.596	3:08.429	97	Seamus ELLIOTT	a	17:16:27.827	3:06.781	97	Seamus ELLIOTT	a	17:19:34.232	3:06.405
96	Andy FARRELL	a	17:13:19.654	3:09.487	138	Steven PROCTER	a	17:16:28.417	3:06.322	138	Steven PROCTER	a	17:19:34.520	3:06.103
60	Darren COOPER	b	17:13:20.751	3:10.584	38	Paul WILLIAMS	a	17:16:29.586	3:07.806	27	Joseph LOUGHLIN	b	17:19:36.234	3:05.334
97	Seamus ELLIOTT	a	17:13:21.046	3:10.879	60	Darren COOPER	b	17:16:30.553	3:09.802	38	Paul WILLIAMS	a	17:19:37.721	3:08.135
38	Paul WILLIAMS	a	17:13:21.780	3:11.613	27	Joseph LOUGHLIN	b	17:16:30.900	3:08.544	60	Darren COOPER	b	17:19:38.807	3:08.254
24	Graham KENNEDY	b	17:13:21.975	3:11.808	24	Graham KENNEDY	b	17:16:33.573	3:11.598	40	Rhys HARDISTY	b	17:19:44.608	3:10.420
138	Steven PROCTER	a	17:13:22.095	3:11.928	40	Rhys HARDISTY	b	17:16:34.188	3:11.207	24	Graham KENNEDY	b	17:19:45.226	3:11.653
10	James CHAWKE	b	17:13:22.181	3:12.014	21	Alan CONNOR	b	17:16:34.768	3:10.807	21	Alan CONNOR	b	17:19:46.147	3:11.379
27	Joseph LOUGHLIN	b	17:13:22.356	3:12.189	93	Paul CRANSTON	a	17:16:34.856	3:10.792	93	Paul CRANSTON	a	17:19:46.153	3:11.297
126	Mike NORBURY	c	17:13:22.543	3:12.376	126	Mike NORBURY	c	17:16:34.939	3:12.396	126	Mike NORBURY	c	17:19:46.427	3:11.488
40	Rhys HARDISTY	b	17:13:22.981	3:12.814	10	James CHAWKE	b	17:16:35.521	3:13.340	71	Davy MORGAN	b	17:19:46.452	3:10.337
21	Alan CONNOR	b	17:13:23.961	3:13.794	71	Davy MORGAN	b	17:16:36.115	3:11.369	10	James CHAWKE	b	17:19:46.927	3:11.406
93	Paul CRANSTON	a	17:13:24.064	3:13.897	63	Tom ROBINSON	b	17:16:36.619	3:12.300	88	Forest DUNN	b	17:19:47.406	3:10.336
63	Tom ROBINSON	b	17:13:24.319	3:14.152	88	Forest DUNN	b	17:16:37.070	3:11.844	63	Tom ROBINSON	b	17:19:48.031	3:11.412
71	Davy MORGAN	b	17:13:24.746	3:14.579	28	Paul GARTLAND	b	17:16:42.066	3:15.026	28	Paul GARTLAND	b	17:19:58.502	3:16.436
88	Forest DUNN	b	17:13:25.226	3:15.059	54	Sam JOHNSON	b	17:16:43.103	3:14.692	54	Sam JOHNSON	b	17:19:58.769	3:15.666
28	Paul GARTLAND	b	17:13:27.040	3:16.873	115	Damian HORAN	b	17:16:45.210	3:14.258	115	Damian HORAN	b	17:19:59.510	3:14.300
55	Eric WILSON	c	17:13:27.916	3:17.749	55	Eric WILSON	c	17:16:45.652	3:17.736	55	Eric WILSON	c	17:20:03.237	3:17.585
54	Sam JOHNSON	b	17:13:28.411	3:18.244	7	Vassilios TAKOS	c	17:16:46.028	3:17.488	7	Vassilios TAKOS	c	17:20:03.620	3:17.592
7	Vassilios TAKOS	c	17:13:28.540	3:18.373	92	Noel CARROLL	b	17:16:50.874	3:17.968	92	Noel CARROLL	b	17:20:11.421	3:20.547
115	Damian HORAN	b	17:13:30.952	3:20.785	30	Donald MacFADYEN	c	17:17:10.477	3:33.283	30	Donald MacFADYEN	c	17:20:41.897	3:31.420
92	Noel CARROLL	b	17:13:32.906	3:22.739	87	Trevor MATTHEWSON	c	17:17:14.504	3:33.399	87	Trevor MATTHEWSON	c	17:20:49.561	3:35.057
30	Donald MacFADYEN	c	17:13:37.194	3:27.027	812	Enrico ROCCHI	c	17:17:31.035	3:43.036					
87	Trevor MATTHEWSON	c	17:13:41.105	3:30.938										
812	Enrico ROCCHI	c	17:13:47.999	3:37.832										

AROUND A POUND TANDRAGEE 1000

SUPERBIKE

Race 8 - Around A Pound Tandragee 100

LAP CHART

**4**

No	Name	Gp	Time of Day	Lap Time
86	Derek McGEE	a	17:22:00.747	2:58.226
82	Derek SHEILS	a	17:22:00.904	2:58.990
14	Dan KNEEN	a	17:22:01.064	2:57.626
65	Michael SWEENEY	a	17:22:01.518	2:58.443
56	Adam McLEAN	a	17:22:22.081	3:03.957
75	Kevin FITZPATRICK	a	17:22:37.074	3:05.818
5	Thomas MAXWELL	a	17:22:38.174	3:06.125
97	Seamus ELLIOTT	a	17:22:38.818	3:04.586
138	Steven PROCTER	a	17:22:41.027	3:06.507
96	Andy FARRELL	a	17:22:41.521	3:07.795
27	Joseph LOUGHLIN	b	17:22:42.882	3:06.648
38	Paul WILLIAMS	a	17:22:45.829	3:08.108
60	Darren COOPER	b	17:22:46.474	3:07.667
40	Rhys HARDISTY	b	17:22:54.722	3:10.114
24	Graham KENNEDY	b	17:22:56.085	3:10.859
71	Davy MORGAN	b	17:22:56.366	3:09.914
93	Paul CRANSTON	a	17:22:56.724	3:10.571
21	Alan CONNOR	b	17:22:58.295	3:12.148
88	Forest DUNN	b	17:22:58.436	3:11.030
10	James CHAWKE	b	17:22:59.094	3:12.167
126	Mike NORBURY	c	17:22:59.175	3:12.748
63	Tom ROBINSON	b	17:22:59.437	3:11.406
28	Paul GARTLAND	b	17:23:14.796	3:16.294
54	Sam JOHNSON	b	17:23:15.166	3:16.397
115	Damian HORAN	b	17:23:15.654	3:16.144
7	Vassilios TAKOS	c	17:23:19.792	3:16.172
55	Eric WILSON	c	17:23:22.843	3:19.606
92	Noel CARROLL	b	17:23:32.879	3:21.458

5

No	Name	Gp	Time of Day	Lap Time
86	Derek McGEE	a	17:25:00.503	2:59.756
14	Dan KNEEN	a	17:25:00.671	2:59.607
82	Derek SHEILS	a	17:25:00.948	3:00.044
65	Michael SWEENEY	a	17:25:01.474	2:59.956
56	Adam McLEAN	a	17:25:25.201	3:03.120
75	Kevin FITZPATRICK	a	17:25:42.435	3:05.361
5	Thomas MAXWELL	a	17:25:43.818	3:05.644
97	Seamus ELLIOTT	a	17:25:44.662	3:05.844
138	Steven PROCTER	a	17:25:47.070	3:06.043
96	Andy FARRELL	a	17:25:48.240	3:06.719
27	Joseph LOUGHLIN	b	17:25:50.055	3:07.173
38	Paul WILLIAMS	a	17:25:54.093	3:08.264
60	Darren COOPER	b	17:25:54.785	3:08.311
40	Rhys HARDISTY	b	17:26:06.113	3:11.391
93	Paul CRANSTON	a	17:26:06.384	3:09.660
71	Davy MORGAN	b	17:26:06.426	3:10.060
24	Graham KENNEDY	b	17:26:07.223	3:11.138
126	Mike NORBURY	c	17:26:09.377	3:10.202
88	Forest DUNN	b	17:26:10.908	3:12.472
63	Tom ROBINSON	b	17:26:11.468	3:12.031
21	Alan CONNOR	b	17:26:12.074	3:13.779
10	James CHAWKE	b	17:26:12.663	3:13.569
54	Sam JOHNSON	b	17:26:28.647	3:13.481
115	Damian HORAN	b	17:26:30.904	3:15.250
7	Vassilios TAKOS	c	17:26:35.481	3:15.689
55	Eric WILSON	c	17:26:40.069	3:17.226
92	Noel CARROLL	b	17:26:52.469	3:19.590

6

No	Name	Gp	Time of Day	Lap Time
14	Dan KNEEN	a	17:27:57.069	2:56.398
86	Derek McGEE	a	17:27:57.552	2:57.049
82	Derek SHEILS	a	17:27:57.607	2:56.659
65	Michael SWEENEY	a	17:27:59.046	2:57.572
56	Adam McLEAN	a	17:28:29.273	3:04.072
5	Thomas MAXWELL	a	17:28:48.665	3:04.847
97	Seamus ELLIOTT	a	17:28:49.255	3:04.593
75	Kevin FITZPATRICK	a	17:28:49.713	3:07.278
138	Steven PROCTER	a	17:28:54.867	3:07.797
96	Andy FARRELL	a	17:28:55.098	3:06.858
27	Joseph LOUGHLIN	b	17:28:59.131	3:09.076
38	Paul WILLIAMS	a	17:29:01.315	3:07.222
60	Darren COOPER	b	17:29:02.629	3:07.844
93	Paul CRANSTON	a	17:29:15.373	3:08.989
40	Rhys HARDISTY	b	17:29:16.721	3:10.608
71	Davy MORGAN	b	17:29:16.775	3:10.349
24	Graham KENNEDY	b	17:29:17.042	3:09.819
63	Tom ROBINSON	b	17:29:18.977	3:07.509
126	Mike NORBURY	c	17:29:20.686	3:11.309
88	Forest DUNN	b	17:29:22.457	3:11.549
21	Alan CONNOR	b	17:29:23.399	3:11.325
10	James CHAWKE	b	17:29:25.019	3:12.356
54	Sam JOHNSON	b	17:29:41.052	3:12.405
115	Damian HORAN	b	17:29:41.439	3:10.535
7	Vassilios TAKOS	c	17:29:52.614	3:17.133
55	Eric WILSON	c	17:29:55.429	3:15.360
92	Noel CARROLL	b	17:30:11.307	3:18.838

ROAD RACE - IRISH SUPERBIKE

2018

Pos	No.	Name	Total	Diff	Gap	#1		#2	
						R1	R2	R1	R2
1	82	Derek SHEILS	66	0	0	25	x	25	16
2	86	Derek McGEE	49	17	17	13	x	16	20
3	14	Dan KNEEN	45	21	4	x	x	20	25
4	65	Michael SWEENEY	39	27	6	16	x	10	13
5	56	Adam McLEAN	30	36	9	11	x	8	11
6	5	Thomas MAXWELL	22	44	8	6	x	6	10
7	3	Michael DUNLOP	20	46	2	20	x	x	x
8	74	Davey TODD	17	49	3	8	x	9	x
9	97	Seamus ELLIOTT	16	50	1	2	x	5	9
10	75	Kevin FITZPATRICK	15	51	1	x	x	7	8
11	6	William DUNLOP	13	53	2	x	x	13	x
12	96	Andy FARRELL	13	53	0	5	x	2	6
13	31	Shaun ANDERSON	11	55	2	x	x	11	x
14	52	James COWTON	10	56	1	10	x	x	x
15	138	Steven PROCTER	10	56	0	x	x	3	7
16	47	Alistair KIRK	9	57	1	9	x	x	x
17	27	Joseph LOUGHLIN	9	57	0	4	x	x	5
18	38	Paul WILLIAMS	8	58	1	x	x	4	4
19	111	Brian McCORMACK	7	59	1	7	x	x	x
20	60	Darren COOPER	3	63	4	x	x	x	3
21	14	Daniel COOPER	3	63	0	3	x	x	x
22	93	Paul CRANSTON	2	64	1	x	x	x	2
23	24	Graham KENNEDY	1	65	1	x	x	1	x
24	40	Rhys HARDISTY	1	65	0	x	x	x	1
25	29	Adam LYON	1	65	0	1	x	x	x

Event Legend

#1 27/04/2018 KDM HIRE COOKSTOWN 100

#2 04/05/2018 AROUND A POUND TANDRAGEE 100

ROAD RACE - ULSTER SUPERBIKE

2018

Pos	No.	Name	Total	Diff	Gap	#1		#2	
						R1	R2	R1	R2
1	82	Derek SHEILS	66	0	0	25	x	25	16
2	86	Derek McGEE	49	17	17	13	x	16	20
3	14	Dan KNEEN	45	21	4	x	x	20	25
4	65	Michael SWEENEY	39	27	6	16	x	10	13
5	56	Adam McLEAN	30	36	9	11	x	8	11
6	5	Thomas MAXWELL	22	44	8	6	x	6	10
7	3	Michael DUNLOP	20	46	2	20	x	x	x
8	74	Davey TODD	17	49	3	8	x	9	x
9	97	Seamus ELLIOTT	16	50	1	2	x	5	9
10	75	Kevin FITZPATRICK	15	51	1	x	x	7	8
11	6	William DUNLOP	13	53	2	x	x	13	x
12	96	Andy FARRELL	13	53	0	5	x	2	6
13	31	Shaun ANDERSON	11	55	2	x	x	11	x
14	52	James COWTON	10	56	1	10	x	x	x
15	138	Steven PROCTER	10	56	0	x	x	3	7
16	47	Alistair KIRK	9	57	1	9	x	x	x
17	27	Joseph LOUGHLIN	9	57	0	4	x	x	5
18	38	Paul WILLIAMS	8	58	1	x	x	4	4
19	111	Brian McCORMACK	7	59	1	7	x	x	x
20	60	Darren COOPER	3	63	4	x	x	x	3
21	14	Daniel COOPER	3	63	0	3	x	x	x
22	93	Paul CRANSTON	2	64	1	x	x	x	2
23	24	Graham KENNEDY	1	65	1	x	x	1	x
24	40	Rhys HARDISTY	1	65	0	x	x	x	1
25	29	Adam LYON	1	65	0	1	x	x	x

Event Legend

#1 27/04/2018 KDM HIRE COOKSTOWN 100

#2 04/05/2018 AROUND A POUND TANDRAGEE 100