

Around A Pound

TANDRAGEE 100

Friday 4th & Saturday 5th May 2018

promoted by North Armagh MC & CC

www.tandragee100.co.uk



SENIOR SUPPORT

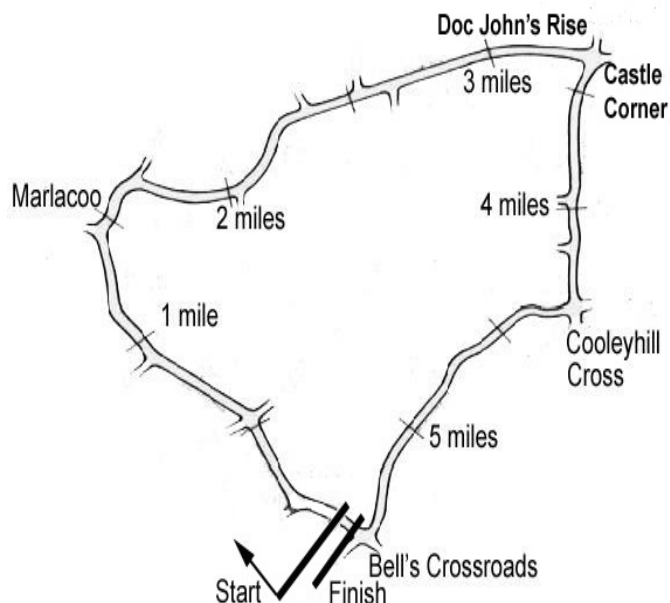


Armagh City
Banbridge
& Craigavon
Borough Council

greenlight.tv



Tandragee Circuit 5.34375 miles



LAP RECORDS

Class	Rider	Machine	m	s	mph	Year
125cc	Robert Dunlop	Honda	3	19.38	96.487	1999
Moto 3	Sam Wilson	Honda 250	3	31.478	90.967	2017
250cc	Phillip McCallen	Honda	3	10.0	101.25	1991
Lightweight Supersport	Michael Sweeney	Yamaha 400	3	18.250	97.037	2016
Supertwin	Ryan Farquhar	Kawasaki	3	05.522	103.694	2016
Supersport	Michael Dunlop	Yamaha	2	57.522	108.367	2011
Superbike	Michael Dunlop	Kawasaki	2	56.012	109.297	2011
Senior Support	Joe Newbould	Kawasaki 600	3	08.944	101.816	2016
Junior Support	Joseph Loughlin	Kawasaki 650	3	13.352	99.495	2017
Classic 1000cc	Stewart Parkhill	BSA 750	3	29.69	91.74	1996
Classic 500cc	Bob Jackson	Norton	3	27.03	92.921	1998
Classic 350cc	Colin Rodgers	Honda	3	38.59	88.007	1999
Classic 250cc	Gary Long	Suzuki	3	42.23	86.566	1997
Forgotten Era	Anthony McColgan	Bimota 750	3	26.882	92.988	2016

MOST WINS at TANDRAGEE 100

Ryan Farquhar	20	1996-16	(450-5, STWN-4, SSP-2, SBK-6, SJUN-1, C500-2)
Joey Dunlop	18	1971-00	(125-3, 200 HC-1, 250-2, 350-3, 500-1, SSP-1, SBK-7)
Brian Reid	14	1980-94	(125-1, 250-3, 350-4, 500-1, SSP-3, SBK-2)
Michael Dunlop	11	2006-13	(125-1, 250-2, SSP-3, SBK-4, SJUN-1)
Ray McCullough	10	1971-82	(250-7, 350-2, 500-1)
Phillip McCallen	9	1988-99	(125-1, 250-3, SSP-1, SBK-4)
William Dunlop	9	2008-16	(125-1, 250-4, SSP-3, SBK-1)
Sam McClements	8	1981-89	(SBK-5, C500-3)
Robert Dunlop	7	1985-06	(125-7)

MOST WINS AT ALL IRISH ROAD RACE MEETINGS (after Cookstown 100 2018)

Ryan Farquhar	211	1995-16
Joey Dunlop	156	1971-00
Robert Dunlop	135	1980-08
William Dunlop	119	2005-17
Ray McCullough	109	1960-82
Phillip McCallen	109	1987-99
Michael Dunlop	102	2006-18
Brian Reid	78	1980-94
Darran Lindsay	74	1999-06
James Courtney	66	1992-99

AROUND A POUND TANDRAGEE 1000

SENIOR SUPPORT

Qualifying

Friday, 04 May 2018




Pos	Class	No	Name	Machine / Sponsor	Time	Best Lap	Behind	Speed	On	Laps
1	SSEN	16	Michael BROWNE	Kawasaki 600	3:19.680			96.342	4	5
2	SSEN	36	Wayne SHEEHAN	Yamaha 600	3:23.469		3.789	94.548	4	5
3	SSEN	44	Liam CHAWKE	Kawasaki 600	3:28.409		8.729	92.306	5	5
4	SSEN	75	Barry SHEEHAN	Kawasaki 600 - Game On	3:28.506		8.826	92.264	5	5
5	SSEN	160	Ben PLANT	Kawasaki 600	3:28.793		9.113	92.137	3	4
6	SSEN	97	William HARA	Suzuki 750 - New Look Blinds	3:29.126		9.446	91.990	5	5
7	SSEN	74	Tommy HENRY	Yamaha 600 - H O'Kane Motors	3:29.305		9.625	91.911	5	5
8	SSEN	19	Steven CLARKE	Suzuki 750	3:29.504		9.824	91.824	4	5
9	SSEN	83	Andy McALLISTER	Suzuki 750 - Mac-FRSNI Racing	3:29.773		10.093	91.706	5	5
10	SSEN	107	David MURPHY	Suzuki 600	3:30.533		10.853	91.375	5	5
11	SSEN	23	Stuart McCANN	Triumph 675 - Gus Commercials	3:30.970		11.290	91.186	4	5
12	SSEN	38	Jordan McFERRAN	Suzuki 600 - Cam Racing	3:31.740		12.060	90.854	4	5
13	SSEN	111	Noel SMITH	Kawasaki 600	3:32.817		13.137	90.395	3	5
14	SSEN	8	Darryl ANDERSON	Yamaha 600 - DK Racing	3:33.531		13.851	90.092	5	5
15	SSEN	11	John CAHILL	Suzuki 750	3:33.747		14.067	90.001	3	5
16	SSEN	51	Rad HUGHES	Kawasaki 600	3:35.614		15.934	89.222	5	5
17	SSEN	73	Andy McPHERSON	Suzuki 750	3:35.831		16.151	89.132	5	5
18	SSEN	186	Mathias WINKENJOHANN	Kawasaki 600	3:35.885		16.205	89.110	5	5
19	SSEN	777	Shaun WYNNE	Kawasaki 600	3:36.082		16.402	89.029	3	5
20	SSEN	60	George SCOTT	Honda 600	3:36.245		16.565	88.962	5	5
21	SSEN	199	Lloyd COLLINS	Honda 600	3:36.347		16.667	88.920	3	5
22	SSEN	4	Kevin BAKER	Kawasaki 600	3:36.593		16.913	88.819	3	5
23	SSEN	54	Matt DONALDSON	Suzuki 750	3:36.801		17.121	88.733	5	5
24	SSEN	118	Tommy HEAPHY	Kawasaki 600	3:37.080		17.400	88.619	4	5
25	SSEN	59	Ben WALES	Yamaha 600	3:38.382		18.702	88.091	5	5
26	SSEN	40	Michael HOEY	Suzuki 600	3:40.045		20.365	87.425	4	5
27	SSEN	53	Veronika HANKOCYOVA	Yamaha 600 - DAS Trans Racing	3:40.114		20.434	87.398	4	4
28	SSEN	128	Aaron MELLISH	Honda 600	3:46.069		26.389	85.096	4	4
29	SSEN	34	Yvonne MONTGOMERY	Suzuki 600	3:51.858		32.178	82.971	2	2
30	SSEN	96	Stephen CARR	Yamaha 600	3:53.604		33.924	82.351	3	4
31	SSEN	718	Mei GANTLY	Honda 600	4:28.683		1:09.003	71.599	4	4
32	SSEN	31	Robert CAIRNS	Suzuki 750	5:20.184		2:00.504	60.083	1	1
33	SSEN	87	Ian SIMPSON	Suzuki 750	5:59.805		2:40.125	53.466	1	1

No 36 - TRANSPONDER DETECTED INTERMITTENTLY
No 718 - TRANSPONDER NOT DETECTED

Provisional result to be confirmed by the Stewards of the Meeting subject to completion of technical inspections & the time limit for protests

Page 1 / 1

Circuit	Tandragee	Signed		Organising Club	North Armagh MC&CC
Length(miles)	5.3438 Lap 1 (5.2368)		Chief Timekeeper	Qualifying Started	19:20
Weather	Sunny	Issued At:	19:48		
Track	Dry				

AROUND A POUND TANDRAGEE 1000

SENIOR SUPPORT

Qualifying

Friday, 04 May 2018

DETAILED RESULT



Qualifying Classification

Position

1 16 Michael BROWNE

SSEN		Behind	
Best Time	3:19.680	Best Speed	96.342 On 4 Gp
Lap	Elapsed Time	Lap Time	Lap Speed
1	3:54.794	3:54.794	80.293
2	7:17.456	3:22.662	94.924
3	10:38.349	3:20.893	95.760
4	13:58.029	3:19.680	96.342
5	17:19.780	3:21.751	95.353

2 36 Wayne SHEEHAN

SSEN		Behind	3.789
Best Time	3:23.469	Best Speed	94.548 On 4 Gp
Lap	Elapsed Time	Lap Time	Lap Speed
1	3:58.412	3:58.412	79.074
2	7:24.788	3:26.376	93.216
3	10:50.615	3:25.827	93.464
4	14:14.084	3:23.469	94.548
5	17:38.612	3:24.528	94.058

3 44 Liam CHAWKE

SSEN		Behind	8.729
Best Time	3:28.409	Best Speed	92.306 On 5 Gp
Lap	Elapsed Time	Lap Time	Lap Speed
1	4:04.630	4:04.630	77.065
2	7:36.302	3:31.672	90.884
3	11:05.090	3:28.788	92.139
4	14:35.456	3:30.366	91.448
5	18:03.865	3:28.409	92.306

4 75 Barry SHEEHAN

SSEN		Behind	8.826
Best Time	3:28.506	Best Speed	92.264 On 5 Gp
Lap	Elapsed Time	Lap Time	Lap Speed
1	4:31.416	4:31.416	69.459
2	8:03.165	3:31.749	90.850
3	11:39.525	3:36.360	88.914
4	15:18.687	3:39.162	87.778
5	18:47.193	3:28.506	92.264

Qualifying Classification

Position

5 160 Ben PLANT

SSEN		Behind	9.113
Best Time	3:28.793	Best Speed	92.137 On 3 Gp
Lap	Elapsed Time	Lap Time	Lap Speed
1	5:17.363	5:17.363	59.403
2	8:53.413	3:36.050	89.042
3	12:22.206	3:28.793	92.137
4	15:51.516	3:29.310	91.909

6 97 William HARA

SSEN		Behind	9.446
Best Time	3:29.126	Best Speed	91.990 On 5 Gp
Lap	Elapsed Time	Lap Time	Lap Speed
1	4:22.560	4:22.560	71.802
2	8:00.536	3:37.976	88.255
3	11:31.619	3:31.083	91.137
4	15:08.742	3:37.123	88.602
5	18:37.868	3:29.126	91.990

7 74 Tommy HENRY

SSEN		Behind	9.625
Best Time	3:29.305	Best Speed	91.911 On 5 Gp
Lap	Elapsed Time	Lap Time	Lap Speed
1	4:20.626	4:20.626	72.335
2	7:53.947	3:33.321	90.181
3	11:24.182	3:30.235	91.505
4	14:55.238	3:31.056	91.149
5	18:24.543	3:29.305	91.911

8 19 Steven CLARKE

SSEN		Behind	9.824
Best Time	3:29.504	Best Speed	91.824 On 4 Gp
Lap	Elapsed Time	Lap Time	Lap Speed
1	5:15.786	5:15.786	59.700
2	8:52.463	3:36.677	88.784
3	12:22.383	3:29.920	91.642
4	15:51.887	3:29.504	91.824
5	19:26.126	3:34.239	89.795

AROUND A POUND TANDRAGEE 1000

SENIOR SUPPORT

Qualifying

Friday, 04 May 2018

DETAILED RESULT



Qualifying Classification

Position

9 83 Andy McALLISTER

SSEN Behind **10.093**

Best Time **3:29.773** Best Speed **91.706** On **5** Gp

Lap	Elapsed Time	Lap Time	Lap Speed
1	4:54.169	4:54.169	64.087
2	8:32.242	3:38.073	88.216
3	12:04.919	3:32.677	90.454
4	15:39.382	3:34.463	89.701
5	19:09.155	3:29.773	91.706

Qualifying Classification

Position

13 111 Noel SMITH

SSEN Behind **13.137**

Best Time **3:32.817** Best Speed **90.395** On **3** Gp

Lap	Elapsed Time	Lap Time	Lap Speed
1	4:53.047	4:53.047	64.332
2	8:32.851	3:39.804	87.521
3	12:05.668	3:32.817	90.395
4	15:39.979	3:34.311	89.764
5	19:16.594	3:36.615	88.810

10 107 David MURPHY

SSEN Behind **10.853**

Best Time **3:30.533** Best Speed **91.375** On **5** Gp

Lap	Elapsed Time	Lap Time	Lap Speed
1	5:32.745	5:32.745	56.657
2	9:12.135	3:39.390	87.686
3	12:45.016	3:32.881	90.367
4	16:17.197	3:32.181	90.666
5	19:47.730	3:30.533	91.375

14 8 Darryl ANDERSON

SSEN Behind **13.851**

Best Time **3:33.531** Best Speed **90.092** On **5** Gp

Lap	Elapsed Time	Lap Time	Lap Speed
1	4:48.734	4:48.734	65.293
2	8:26.730	3:37.996	88.247
3	12:03.156	3:36.426	88.887
4	15:38.964	3:35.808	89.142
5	19:12.495	3:33.531	90.092

11 23 Stuart McCANN

SSEN Behind **11.290**

Best Time **3:30.970** Best Speed **91.186** On **4** Gp

Lap	Elapsed Time	Lap Time	Lap Speed
1	4:21.933	4:21.933	71.974
2	7:55.294	3:33.361	90.164
3	11:29.556	3:34.262	89.785
4	15:00.526	3:30.970	91.186
5	18:32.867	3:32.341	90.597

15 11 John CAHILL

SSEN Behind **14.067**

Best Time **3:33.747** Best Speed **90.001** On **3** Gp

Lap	Elapsed Time	Lap Time	Lap Speed
1	4:34.018	4:34.018	68.799
2	8:09.684	3:35.666	89.200
3	11:43.431	3:33.747	90.001
4	15:23.315	3:39.884	87.489
5	19:00.437	3:37.122	88.602

12 38 Jordan McFERRAN

SSEN Behind **12.060**

Best Time **3:31.740** Best Speed **90.854** On **4** Gp

Lap	Elapsed Time	Lap Time	Lap Speed
1	5:15.125	5:15.125	59.825
2	8:53.742	3:38.617	87.996
3	12:27.242	3:33.500	90.105
4	15:58.982	3:31.740	90.854
5	19:31.124	3:32.142	90.682

16 51 Rad HUGHES

SSEN Behind **15.934**

Best Time **3:35.614** Best Speed **89.222** On **5** Gp

Lap	Elapsed Time	Lap Time	Lap Speed
1	6:00.492	6:00.492	52.296
2	9:46.621	3:46.129	85.073
3	13:28.911	3:42.290	86.542
4	17:06.371	3:37.460	88.465
5	20:41.985	3:35.614	89.222

AROUND A POUND TANDRAGEE 1000

SENIOR SUPPORT

Qualifying

Friday, 04 May 2018

DETAILED RESULT



Qualifying Classification

Position

17 73 Andy McPHERSON

SSEN Behind 16.151

Best Time 3:35.831 Best Speed 89.132 On 5 Gp

Lap	Elapsed Time	Lap Time	Lap Speed
1	4:57.665	4:57.665	63.334
2	8:34.753	3:37.088	88.616
3	12:12.138	3:37.385	88.495
4	15:49.651	3:37.513	88.443
5	19:25.482	3:35.831	89.132

18 186 Mathias WINKENJOHANN

SSEN Behind 16.205

Best Time 3:35.885 Best Speed 89.110 On 5 Gp

Lap	Elapsed Time	Lap Time	Lap Speed
1	5:56.631	5:56.631	52.862
2	9:44.394	3:47.763	84.463
3	13:29.471	3:45.077	85.471
4	17:06.966	3:37.495	88.450
5	20:42.851	3:35.885	89.110

19 777 Shaun WYNNE

SSEN Behind 16.402

Best Time 3:36.082 Best Speed 89.029 On 3 Gp

Lap	Elapsed Time	Lap Time	Lap Speed
1	4:10.027	4:10.027	75.401
2	7:54.357	3:44.330	85.755
3	11:30.439	3:36.082	89.029
4	15:08.517	3:38.078	88.214
5	18:50.515	3:41.998	86.656

20 60 George SCOTT

SSEN Behind 16.565

Best Time 3:36.245 Best Speed 88.962 On 5 Gp

Lap	Elapsed Time	Lap Time	Lap Speed
1	5:13.782	5:13.782	60.081
2	8:54.768	3:40.986	87.053
3	12:32.888	3:38.120	88.197
4	16:09.395	3:36.507	88.854
5	19:45.640	3:36.245	88.962

Qualifying Classification

Position

21 199 Lloyd COLLINS

SSEN Behind 16.667

Best Time 3:36.347 Best Speed 88.920 On 3 Gp

Lap	Elapsed Time	Lap Time	Lap Speed
1	5:23.435	5:23.435	58.288
2	9:05.024	3:41.589	86.816
3	12:41.371	3:36.347	88.920
4	16:20.002	3:38.631	87.991
5	19:58.861	3:38.859	87.899

22 4 Kevin BAKER

SSEN Behind 16.913

Best Time 3:36.593 Best Speed 88.819 On 3 Gp

Lap	Elapsed Time	Lap Time	Lap Speed
1	4:16.000	4:16.000	73.642
2	7:53.411	3:37.411	88.484
3	11:30.004	3:36.593	88.819
4	15:07.684	3:37.680	88.375
5	18:46.127	3:38.443	88.066

23 54 Matt DONALDSON

SSEN Behind 17.121

Best Time 3:36.801 Best Speed 88.733 On 5 Gp

Lap	Elapsed Time	Lap Time	Lap Speed
1	4:21.366	4:21.366	72.130
2	8:01.338	3:39.972	87.454
3	11:38.950	3:37.612	88.403
4	15:22.234	3:43.284	86.157
5	18:59.035	3:36.801	88.733

24 118 Tommy HEAPHY

SSEN Behind 17.400

Best Time 3:37.080 Best Speed 88.619 On 4 Gp

Lap	Elapsed Time	Lap Time	Lap Speed
1	4:57.637	4:57.637	63.340
2	8:37.292	3:39.655	87.581
3	12:15.770	3:38.478	88.052
4	15:52.850	3:37.080	88.619
5	19:32.684	3:39.834	87.509

AROUND A POUND TANDRAGEE 1000

SENIOR SUPPORT

Qualifying

Friday, 04 May 2018

DETAILED RESULT



Qualifying Classification

Position

25 59 Ben WALES

SSEN Behind 18.702

Best Time 3:38.382 Best Speed 88.091 On 5 Gp

Lap	Elapsed Time	Lap Time	Lap Speed
1	4:33.302	4:33.302	68.980
2	8:17.880	3:44.578	85.661
3	11:59.168	3:41.288	86.934
4	15:39.733	3:40.565	87.219
5	19:18.115	3:38.382	88.091

26 40 Michael HOEY

SSEN Behind 20.365

Best Time 3:40.045 Best Speed 87.425 On 4 Gp

Lap	Elapsed Time	Lap Time	Lap Speed
1	5:07.911	5:07.911	61.226
2	8:53.388	3:45.477	85.319
3	12:35.092	3:41.704	86.771
4	16:15.137	3:40.045	87.425
5	19:56.181	3:41.044	87.030

27 53 Veronika HANKOCYOVA

SSEN Behind 20.434

Best Time 3:40.114 Best Speed 87.398 On 4 Gp

Lap	Elapsed Time	Lap Time	Lap Speed
1	5:59.089	5:59.089	52.500
2	9:47.191	3:48.102	84.337
3	13:33.929	3:46.738	84.845
4	17:14.043	3:40.114	87.398

28 128 Aaron MELLISH

SSEN Behind 26.389

Best Time 3:46.069 Best Speed 85.096 On 4 Gp

Lap	Elapsed Time	Lap Time	Lap Speed
1	5:37.319	5:37.319	55.889
2	9:39.740	4:02.421	79.356
3	13:34.549	3:54.809	81.928
4	17:20.618	3:46.069	85.096

29 34 Yvonne MONTGOMERY

SSEN Behind 32.178

Best Time 3:51.858 Best Speed 82.971 On 2 Gp

Lap	Elapsed Time	Lap Time	Lap Speed
1	6:00.004	6:00.004	52.367
2	9:51.862	3:51.858	82.971

Qualifying Classification

Position

30 96 Stephen CARR

SSEN Behind 33.924

Best Time 3:53.604 Best Speed 82.351 On 3 Gp

Lap	Elapsed Time	Lap Time	Lap Speed
1	6:00.613	6:00.613	52.278
2	9:58.187	3:57.574	80.975
3	13:51.791	3:53.604	82.351
4	17:46.913	3:55.122	81.819

31 718 Mel GANTLY

SSEN Behind 1:09.003

Best Time 4:28.683 Best Speed 71.599 On 4 Gp

Lap	Elapsed Time	Lap Time	Lap Speed
1	6:14.228	6:14.228	50.377
2	10:57.406	4:43.178	67.934
3	15:32.489	4:35.083	69.933
4	20:01.172	4:28.683	71.599

32 31 Robert CAIRNS

SSEN Behind 2:00.504

Best Time 5:20.184 Best Speed 60.083 On 1 Gp

Lap	Elapsed Time	Lap Time	Lap Speed
1	5:20.184	5:20.184	58.880

33 87 Ian SIMPSON

SSEN Behind 2:40.125

Best Time 5:59.805 Best Speed 53.466 On 1 Gp

Lap	Elapsed Time	Lap Time	Lap Speed
1	5:59.805	5:59.805	52.396

AROUND A POUND TANDRAGEE 100

SENIOR SUPPORT

Tandragee 5.344 miles

R7: Woods SuperValu Senior Support


05/05/2018 15:30

Race (5 Laps)

RACE 7 - SENIOR SUPPORT

31				
14		96	718	
		A	B	
13	53		128	34
	A		B	C
12		59		40
		A		B
11	4		54	118
	A		B	C
10		60		199
		A		B
9	73		186	777
	A		B	C
8				
		A		B
7	51			
	A		B	C
6		8		11
		A		B
5	23		38	111
	A		B	C
4		83		107
		A		B
3	97		74	19
	A		B	C
2		75		160
		A		B
1	16		36	44
	A		B	C

POLE POSITION



Promoted by North Armagh Motor Cycle and Car Club

Orbits

Provisional result to be confirmed by the Stewards of the Meeting subject to the completion of technical inspections and the time limit for protests
MCUI (Ulster Centre) Timing @ www.elaps-timing.com



AROUND A POUND TANDRAGEE 1000

SENIOR SUPPORT

Race 7 - Woods SuperValu Senior Support

Saturday, 05 May 2018



Pos	Class	No	Name	Machine / Sponsor	Gp	Lap	Total Time	Behind	Speed	-----Best Lap-----		
										Time	Speed	On
Race Classification												
1	SSEN	16	Michael BROWNE	Kawasaki 600	a	5	16:05.768		99.198	3:12.271	100.054	4
2	SSEN	36	Wayne SHEEHAN	Yamaha 600	a	5	16:33.628	27.860	96.417	3:16.980	97.662	3
3	SSEN	97	William HARA	Suzuki 750 - New Look Blinds	a	5	16:38.545	32.777	95.942	3:18.627	96.852	3
4	SSEN	44	Liam CHAWKE	Kawasaki 600	a	5	16:43.834	38.066	95.436	3:19.852	96.259	5
5	SSEN	107	David MURPHY	Suzuki 600	a	5	16:44.648	38.880	95.359	3:18.386	96.970	5
6	SSEN	74	Tommy HENRY	Yamaha 600 - H O'Kane Motors	a	5	16:45.506	39.738	95.278	3:16.718	97.792	5
7	SSEN	19	Steven CLARKE	Suzuki 750	a	5	16:50.632	44.864	94.794	3:20.720	95.842	5
8	SSEN	83	Andy McALLISTER	Suzuki 750 - Mac-FRSNI Racing	a	5	17:02.824	57.056	93.665	3:20.535	95.931	5
9	SSEN	73	Andy McPHERSON	Suzuki 750	b	5	17:08.147	1:02.379	93.180	3:24.483	94.079	2
10	SSEN	51	Rad HUGHES	Kawasaki 600	a	5	17:15.399	1:09.631	92.527	3:25.021	93.832	5
11	SSEN	38	Jordan McFERRAN	Suzuki 600 - Cam Racing	a	5	17:17.587	1:11.819	92.332	3:25.929	93.418	3
12	SSEN	60	George SCOTT	Honda 600	b	5	17:24.924	1:19.156	91.684	3:25.078	93.806	5
13	SSEN	199	Lloyd COLLINS	Honda 600	b	5	17:25.843	1:20.075	91.603	3:25.358	93.678	5
14	SSEN	54	Matt DONALDSON	Suzuki 750	b	5	17:29.076	1:23.308	91.321	3:28.472	92.279	4
15	SSEN	4	Kevin BAKER	Kawasaki 600	b	5	17:30.206	1:24.438	91.222	3:29.279	91.923	5
16	SSEN	31	Robert CAIRNS	Suzuki 750	b	5	17:30.361	1:24.593	91.209	3:26.376	93.216	4
17	SSEN	23	Stuart McCANN	Triumph 675 - Gus Commercials	a	5	17:31.552	1:25.784	91.106	3:27.571	92.679	3
18	SSEN	8	Darryl ANDERSON	Yamaha 600 - DK Racing	a	5	17:32.212	1:26.444	91.048	3:27.447	92.735	5
19	SSEN	59	Ben WALES	Yamaha 600	b	5	17:43.550	1:37.782	90.078	3:31.324	91.033	5
20	SSEN	75	Barry SHEEHAN	Kawasaki 600 - Game On	a	5	17:47.591	1:41.823	89.737	3:31.244	91.068	2
21	SSEN	777	Shaun WYNNE	Kawasaki 600	b	5	17:52.155	1:46.387	89.355	3:33.929	89.925	4
22	SSEN	40	Michael HOEY	Suzuki 600	b	5	17:58.957	1:53.189	88.792	3:31.354	91.020	5
23	SSEN	53	Veronika HANKOCYOVA	Yamaha 600 - DAS Trans Racing	b	5	17:59.331	1:53.563	88.761	3:31.326	91.032	5
24	SSEN	186	Mathias WINKENJOHANN	Kawasaki 600	b	5	18:23.803	2:18.035	86.793	3:39.312	87.717	2
25	SSEN	34	Yvonne MONTGOMERY	Suzuki 600	b	5	18:34.996	2:29.228	85.922	3:40.923	87.078	2
26	SSEN	96	Stephen CARR	Yamaha 600	b	5	18:41.428	2:35.660	85.429	3:43.195	86.191	3

Fastest Lap

SSEN	16	Michael BROWNE	Kawasaki 600							3:12.271	100.054	4
------	----	----------------	--------------	--	--	--	--	--	--	----------	---------	---

Not Classified


DNF	SSEN	11	John CAHILL	Suzuki 750	a	3	10:44.973		88.883	3:33.216	90.225	2
DNF	SSEN	128	Aaron MELLISH	Honda 600	b	2	7:19.335		86.699	3:40.427	87.274	2
DNF	SSEN	718	Mel GANTLY	Honda 600	b	2	9:14.372		68.708	4:37.652	69.286	2

No 36 - TRANSPONDER DETECTED INTERMITTENTLY

No 718 - TRANSPONDER NOT DETECTED

Provisional result to be confirmed by the Stewards of the Meeting subject to completion of technical inspections & the time limit for protests

Page 1 / 1

Circuit	Tandragee	Signed		Organising Club	North Armagh MC&CC
Length(miles)	5.3438	Lap 1 (5.2368)	Chief Timekeeper	Race Started	16:34
Weather	Sunny	Issued At:	16:55	Gp Time Diff - b	28.57
Track	Dry				

AROUND A POUND TANDRAGEE 1000

SENIOR SUPPORT

Race 7 - Woods SuperValu Senior Support

Saturday, 05 May 2018

DETAILED RESULT



Race Classification

1 16 Michael BROWNE

Total Time **16:05.768** Avg Speed **99.198** Behind
Best Time **3:12.271** Best Speed **100.054** On **4** Gp **a**

Lap	Elapsed Time	Lap Time	Lap Speed
1	3:13.693	3:13.693	97.331
2	6:26.723	3:13.030	99.661
3	9:39.734	3:13.011	99.670
4	12:52.005	3:12.271	100.054
5	16:05.768	3:13.763	99.284

2 36 Wayne SHEEHAN

Total Time **16:33.628** Avg Speed **96.417** Behind **27.860**
Best Time **3:16.980** Best Speed **97.662** On **3** Gp **a**

Lap	Elapsed Time	Lap Time	Lap Speed
1	3:18.903	3:18.903	94.781
2	6:38.614	3:19.711	96.327
3	9:55.594	3:16.980	97.662
4	13:14.242	3:18.648	96.842
5	16:33.628	3:19.386	96.484

3 97 William HARA

Total Time **16:38.545** Avg Speed **95.942** Behind **32.777**
Best Time **3:18.627** Best Speed **96.852** On **3** Gp **a**

Lap	Elapsed Time	Lap Time	Lap Speed
1	3:21.091	3:21.091	93.750
2	6:40.334	3:19.243	96.553
3	9:58.961	3:18.627	96.852
4	13:18.493	3:19.532	96.413
5	16:38.545	3:20.052	96.162

4 44 Liam CHAWKE

Total Time **16:43.834** Avg Speed **95.436** Behind **38.066**
Best Time **3:19.852** Best Speed **96.259** On **5** Gp **a**

Lap	Elapsed Time	Lap Time	Lap Speed
1	3:21.412	3:21.412	93.601
2	6:42.342	3:20.930	95.742
3	10:02.818	3:20.476	95.959
4	13:23.982	3:21.164	95.631
5	16:43.834	3:19.852	96.259

Race Classification

5 107 David MURPHY

Total Time **16:44.648** Avg Speed **95.359** Behind **38.880**
Best Time **3:18.386** Best Speed **96.970** On **5** Gp **a**

Lap	Elapsed Time	Lap Time	Lap Speed
1	3:24.381	3:24.381	92.241
2	6:45.231	3:20.850	95.780
3	10:06.876	3:21.645	95.403
4	13:26.262	3:19.386	96.484
5	16:44.648	3:18.386	96.970

6 74 Tommy HENRY

Total Time **16:45.506** Avg Speed **95.278** Behind **39.738**
Best Time **3:16.718** Best Speed **97.792** On **5** Gp **a**

Lap	Elapsed Time	Lap Time	Lap Speed
1	3:25.325	3:25.325	91.817
2	6:45.735	3:20.410	95.991
3	10:06.666	3:20.931	95.742
4	13:28.788	3:22.122	95.178
5	16:45.506	3:16.718	97.792

7 19 Steven CLARKE

Total Time **16:50.632** Avg Speed **94.794** Behind **44.864**
Best Time **3:20.720** Best Speed **95.842** On **5** Gp **a**

Lap	Elapsed Time	Lap Time	Lap Speed
1	3:23.296	3:23.296	92.733
2	6:44.502	3:21.206	95.611
3	10:05.806	3:21.304	95.564
4	13:29.912	3:24.106	94.252
5	16:50.632	3:20.720	95.842

8 83 Andy McALLISTER

Total Time **17:02.824** Avg Speed **93.665** Behind **57.056**
Best Time **3:20.535** Best Speed **95.931** On **5** Gp **a**

Lap	Elapsed Time	Lap Time	Lap Speed
1	3:26.572	3:26.572	91.263
2	6:56.564	3:29.992	91.611
3	10:19.944	3:23.380	94.589
4	13:42.289	3:22.345	95.073
5	17:02.824	3:20.535	95.931

AROUND A POUND TANDRAGEE 1000

SENIOR SUPPORT

Race 7 - Woods SuperValu Senior Support

Saturday, 05 May 2018

DETAILED RESULT



Race Classification

9 73 Andy McPHERSON

Total Time **17:08.147** Avg Speed **93.180** Behind **1:02.379**
Best Time **3:24.483** Best Speed **94.079** On **2** Gp **b**

Lap	Elapsed Time	Lap Time	Lap Speed
1	3:25.487	3:25.487	91.744
2	6:49.970	3:24.483	94.079
3	10:16.026	3:26.056	93.361
4	13:42.272	3:26.246	93.275
5	17:08.147	3:25.875	93.443

Race Classification

13 199 Lloyd COLLINS

Total Time **17:25.843** Avg Speed **91.603** Behind **1:20.075**
Best Time **3:25.358** Best Speed **93.678** On **5** Gp **b**

Lap	Elapsed Time	Lap Time	Lap Speed
1	3:30.307	3:30.307	89.642
2	7:00.110	3:29.803	91.693
3	10:30.284	3:30.174	91.531
4	14:00.485	3:30.201	91.520
5	17:25.843	3:25.358	93.678

10 51 Rad HUGHES

Total Time **17:15.399** Avg Speed **92.527** Behind **1:09.631**
Best Time **3:25.021** Best Speed **93.832** On **5** Gp **a**

Lap	Elapsed Time	Lap Time	Lap Speed
1	3:30.610	3:30.610	89.513
2	6:59.653	3:29.043	92.027
3	10:25.037	3:25.384	93.666
4	13:50.378	3:25.341	93.686
5	17:15.399	3:25.021	93.832

14 54 Matt DONALDSON

Total Time **17:29.076** Avg Speed **91.321** Behind **1:23.308**
Best Time **3:28.472** Best Speed **92.279** On **4** Gp **b**

Lap	Elapsed Time	Lap Time	Lap Speed
1	3:31.860	3:31.860	88.985
2	7:01.278	3:29.418	91.862
3	10:30.723	3:29.445	91.850
4	13:59.195	3:28.472	92.279
5	17:29.076	3:29.881	91.659

11 38 Jordan McFERRAN

Total Time **17:17.587** Avg Speed **92.332** Behind **1:11.819**
Best Time **3:25.929** Best Speed **93.418** On **3** Gp **a**

Lap	Elapsed Time	Lap Time	Lap Speed
1	3:29.310	3:29.310	90.069
2	6:57.288	3:27.978	92.498
3	10:23.217	3:25.929	93.418
4	13:51.565	3:28.348	92.333
5	17:17.587	3:26.022	93.376

15 4 Kevin BAKER

Total Time **17:30.206** Avg Speed **91.222** Behind **1:24.438**
Best Time **3:29.279** Best Speed **91.923** On **5** Gp **b**

Lap	Elapsed Time	Lap Time	Lap Speed
1	3:28.714	3:28.714	90.326
2	6:59.487	3:30.773	91.271
3	10:29.261	3:29.774	91.706
4	14:00.927	3:31.666	90.886
5	17:30.206	3:29.279	91.923

12 60 George SCOTT

Total Time **17:24.924** Avg Speed **91.684** Behind **1:19.156**
Best Time **3:25.078** Best Speed **93.806** On **5** Gp **b**

Lap	Elapsed Time	Lap Time	Lap Speed
1	3:30.064	3:30.064	89.746
2	7:00.899	3:30.835	91.244
3	10:31.160	3:30.261	91.493
4	13:59.846	3:28.686	92.184
5	17:24.924	3:25.078	93.806

16 31 Robert CAIRNS

Total Time **17:30.361** Avg Speed **91.209** Behind **1:24.593**
Best Time **3:26.376** Best Speed **93.216** On **4** Gp **b**

Lap	Elapsed Time	Lap Time	Lap Speed
1	3:39.970	3:39.970	85.704
2	7:09.785	3:29.815	91.688
3	10:36.692	3:26.907	92.977
4	14:03.068	3:26.376	93.216
5	17:30.361	3:27.293	92.803

AROUND A POUND TANDRAGEE 1000

SENIOR SUPPORT

Race 7 - Woods SuperValu Senior Support

Saturday, 05 May 2018

DETAILED RESULT



Race Classification

17 23 Stuart McCANN

Total Time **17:31.552** Avg Speed **91.106** Behind **1:25.784**
 Best Time **3:27.571** Best Speed **92.679** On **3** Gp **a**

Lap	Elapsed Time	Lap Time	Lap Speed
1	3:29.777	3:29.777	89.868
2	6:58.366	3:28.589	92.227
3	10:25.937	3:27.571	92.679
4	13:58.357	3:32.420	90.564
5	17:31.552	3:33.195	90.234

18 8 Darryl ANDERSON

Total Time **17:32.212** Avg Speed **91.048** Behind **1:26.444**
 Best Time **3:27.447** Best Speed **92.735** On **5** Gp **a**

Lap	Elapsed Time	Lap Time	Lap Speed
1	3:33.483	3:33.483	88.308
2	7:04.446	3:30.963	91.189
3	10:35.275	3:30.829	91.247
4	14:04.765	3:29.490	91.830
5	17:32.212	3:27.447	92.735

19 59 Ben WALES

Total Time **17:43.550** Avg Speed **90.078** Behind **1:37.782**
 Best Time **3:31.324** Best Speed **91.033** On **5** Gp **b**

Lap	Elapsed Time	Lap Time	Lap Speed
1	3:34.817	3:34.817	87.760
2	7:08.338	3:33.521	90.097
3	10:40.525	3:32.187	90.663
4	14:12.226	3:31.701	90.871
5	17:43.550	3:31.324	91.033

20 75 Barry SHEEHAN

Total Time **17:47.591** Avg Speed **89.737** Behind **1:41.823**
 Best Time **3:31.244** Best Speed **91.068** On **2** Gp **a**

Lap	Elapsed Time	Lap Time	Lap Speed
1	3:38.388	3:38.388	86.325
2	7:09.632	3:31.244	91.068
3	10:44.254	3:34.622	89.634
4	14:15.969	3:31.715	90.865
5	17:47.591	3:31.622	90.905

Race Classification

21 777 Shaun WYNNE

Total Time **17:52.155** Avg Speed **89.355** Behind **1:46.387**
 Best Time **3:33.929** Best Speed **89.925** On **4** Gp **b**

Lap	Elapsed Time	Lap Time	Lap Speed
1	3:33.325	3:33.325	88.374
2	7:09.505	3:36.180	88.988
3	10:43.617	3:34.112	89.848
4	14:17.546	3:33.929	89.925
5	17:52.155	3:34.609	89.640

22 40 Michael HOEY

Total Time **17:58.957** Avg Speed **88.792** Behind **1:53.189**
 Best Time **3:31.354** Best Speed **91.020** On **5** Gp **b**

Lap	Elapsed Time	Lap Time	Lap Speed
1	3:39.127	3:39.127	86.034
2	7:18.802	3:39.675	87.573
3	10:53.029	3:34.227	89.800
4	14:27.603	3:34.574	89.654
5	17:58.957	3:31.354	91.020

23 53 Veronika HANKOCYOVA

Total Time **17:59.331** Avg Speed **88.761** Behind **1:53.563**
 Best Time **3:31.326** Best Speed **91.032** On **5** Gp **b**

Lap	Elapsed Time	Lap Time	Lap Speed
1	3:40.854	3:40.854	85.361
2	7:20.482	3:39.628	87.591
3	10:53.395	3:32.913	90.354
4	14:28.005	3:34.610	89.639
5	17:59.331	3:31.326	91.032

24 186 Mathias WINKENJOHANN

Total Time **18:23.803** Avg Speed **86.793** Behind **2:18.035**
 Best Time **3:39.312** Best Speed **87.717** On **2** Gp **b**

Lap	Elapsed Time	Lap Time	Lap Speed
1	3:40.386	3:40.386	85.542
2	7:19.698	3:39.312	87.717
3	11:01.590	3:41.892	86.698
4	14:41.477	3:39.887	87.488
5	18:23.803	3:42.326	86.528

AROUND A POUND TANDRAGEE 1000

SENIOR SUPPORT

Race 7 - Woods SuperValu Senior Support

Saturday, 05 May 2018

DETAILED RESULT



Race Classification

25 34 Yvonne MONTGOMERY

Total Time **18:34.996** Avg Speed **85.922** Behind **2:29.228**

Best Time **3:40.923** Best Speed **87.078** On **2** Gp **b**

Lap	Elapsed Time	Lap Time	Lap Speed
1	3:43.724	3:43.724	84.266
2	7:24.647	3:40.923	87.078
3	11:06.090	3:41.443	86.873
4	14:50.867	3:44.777	85.585
5	18:34.996	3:44.129	85.832

26 96 Stephen CARR

Total Time **18:41.428** Avg Speed **85.429** Behind **2:35.660**

Best Time **3:43.195** Best Speed **86.191** On **3** Gp **b**

Lap	Elapsed Time	Lap Time	Lap Speed
1	3:46.012	3:46.012	83.413
2	7:29.842	3:43.830	85.947
3	11:13.037	3:43.195	86.191
4	14:58.228	3:45.191	85.427
5	18:41.428	3:43.200	86.190

Not Classified

DNF 11 John CAHILL

Total Time **10:44.973** Avg Speed **88.883** Behind

Best Time **3:33.216** Best Speed **90.225** On **2** Gp **a**

Lap	Elapsed Time	Lap Time	Lap Speed
1	3:34.241	3:34.241	87.996
2	7:07.457	3:33.216	90.225
3	10:44.973	3:37.516	88.442

DNF 128 Aaron MELLISH

Total Time **7:19.335** Avg Speed **86.699** Behind

Best Time **3:40.427** Best Speed **87.274** On **2** Gp **b**

Lap	Elapsed Time	Lap Time	Lap Speed
1	3:38.908	3:38.908	86.120
2	7:19.335	3:40.427	87.274

DNF 718 Mel GANTLY

Total Time **9:14.372** Avg Speed **68.708** Behind

Best Time **4:37.652** Best Speed **69.286** On **2** Gp **b**

Lap	Elapsed Time	Lap Time	Lap Speed
1	4:36.720	4:36.720	68.128
2	9:14.372	4:37.652	69.286

AROUND A POUND TANDRAGEE 1000

SENIOR SUPPORT

Race 7 - Woods SuperValu Senior Support

LAP CHART



1					2					3				
No	Name	Gp	Time of Day	Lap Time	No	Name	Gp	Time of Day	Lap Time	No	Name	Gp	Time of Day	Lap Time
16	Michael BROWNE	a	16:38:02.889	3:13.693	16	Michael BROWNE	a	16:41:15.919	3:13.030	16	Michael BROWNE	a	16:44:28.930	3:13.011
36	Wayne SHEEHAN	a	16:38:08.099	3:18.903	36	Wayne SHEEHAN	a	16:41:27.810	3:19.711	36	Wayne SHEEHAN	a	16:44:44.790	3:16.980
97	William HARA	a	16:38:10.287	3:21.091	97	William HARA	a	16:41:29.530	3:19.243	97	William HARA	a	16:44:48.157	3:18.627
44	Liam CHAWKE	a	16:38:10.608	3:21.412	44	Liam CHAWKE	a	16:41:31.538	3:20.930	44	Liam CHAWKE	a	16:44:52.014	3:20.476
19	Steven CLARKE	a	16:38:12.492	3:23.296	19	Steven CLARKE	a	16:41:33.698	3:21.206	19	Steven CLARKE	a	16:44:55.002	3:21.304
107	David MURPHY	a	16:38:13.577	3:24.381	107	David MURPHY	a	16:41:34.427	3:20.850	74	Tommy HENRY	a	16:44:55.862	3:20.931
74	Tommy HENRY	a	16:38:14.521	3:25.325	74	Tommy HENRY	a	16:41:34.931	3:20.410	107	David MURPHY	a	16:44:56.072	3:21.645
73	Andy McPHERSON	b	16:38:14.683	3:25.487	73	Andy McPHERSON	b	16:41:39.166	3:24.483	73	Andy McPHERSON	b	16:45:05.222	3:26.056
83	Andy McALLISTER	a	16:38:15.768	3:26.572	83	Andy McALLISTER	a	16:41:45.760	3:29.992	83	Andy McALLISTER	a	16:45:09.140	3:23.380
4	Kevin BAKER	b	16:38:17.910	3:28.714	38	Jordan McFERRAN	a	16:41:46.484	3:27.978	38	Jordan McFERRAN	a	16:45:12.413	3:25.929
38	Jordan McFERRAN	a	16:38:18.506	3:29.310	23	Stuart McCANN	a	16:41:47.562	3:28.589	51	Rad HUGHES	a	16:45:14.233	3:25.384
23	Stuart McCANN	a	16:38:18.973	3:29.777	4	Kevin BAKER	b	16:41:48.683	3:30.773	23	Stuart McCANN	a	16:45:15.133	3:27.571
60	George SCOTT	b	16:38:19.260	3:30.064	51	Rad HUGHES	a	16:41:48.849	3:29.043	4	Kevin BAKER	b	16:45:18.457	3:29.774
199	Lloyd COLLINS	b	16:38:19.503	3:30.307	199	Lloyd COLLINS	b	16:41:49.306	3:29.803	199	Lloyd COLLINS	b	16:45:19.480	3:30.174
51	Rad HUGHES	a	16:38:19.806	3:30.610	60	George SCOTT	b	16:41:50.095	3:30.835	54	Matt DONALDSON	b	16:45:19.919	3:29.445
54	Matt DONALDSON	b	16:38:21.056	3:31.860	54	Matt DONALDSON	b	16:41:50.474	3:29.418	60	George SCOTT	b	16:45:20.356	3:30.261
777	Shaun WYNNE	b	16:38:22.521	3:33.325	8	Darryl ANDERSON	a	16:41:53.642	3:30.963	8	Darryl ANDERSON	a	16:45:24.471	3:30.829
8	Darryl ANDERSON	a	16:38:22.679	3:33.483	11	John CAHILL	a	16:41:56.653	3:33.216	31	Robert CAIRNS	b	16:45:25.888	3:26.907
11	John CAHILL	a	16:38:23.437	3:34.241	59	Ben WALES	b	16:41:57.534	3:33.521	59	Ben WALES	b	16:45:29.721	3:32.187
59	Ben WALES	b	16:38:24.013	3:34.817	777	Shaun WYNNE	b	16:41:58.701	3:36.180	777	Shaun WYNNE	b	16:45:32.813	3:34.112
75	Barry SHEEHAN	a	16:38:27.584	3:38.388	75	Barry SHEEHAN	a	16:41:58.828	3:31.244	75	Barry SHEEHAN	a	16:45:33.450	3:34.622
128	Aaron MELLISH	b	16:38:28.104	3:38.908	31	Robert CAIRNS	b	16:41:58.981	3:29.815	11	John CAHILL	a	16:45:34.169	3:37.516
40	Michael HOEY	b	16:38:28.323	3:39.127	40	Michael HOEY	b	16:42:07.998	3:39.675	40	Michael HOEY	b	16:45:42.225	3:34.227
31	Robert CAIRNS	b	16:38:29.166	3:39.970	128	Aaron MELLISH	b	16:42:08.531	3:40.427	53	Veronika HANKOCYOVA	b	16:45:42.591	3:32.913
186	Mathias WINKENJOHANN	b	16:38:29.582	3:40.386	186	Mathias WINKENJOHANN	b	16:42:08.894	3:39.312	186	Mathias WINKENJOHANN	b	16:45:50.786	3:41.892
53	Veronika HANKOCYOVA	b	16:38:30.050	3:40.854	53	Veronika HANKOCYOVA	b	16:42:09.678	3:39.628	34	Yvonne MONTGOMERY	b	16:45:55.286	3:41.443
34	Yvonne MONTGOMERY	b	16:38:32.920	3:43.724	34	Yvonne MONTGOMERY	b	16:42:13.843	3:40.923	96	Stephen CARR	b	16:46:02.233	3:43.195
96	Stephen CARR	b	16:38:35.208	3:46.012	96	Stephen CARR	b	16:42:19.038	3:43.830					
718	Mel GANTLY	b	16:39:25.916	4:36.720	718	Mel GANTLY	b	16:44:03.568	4:37.652					

AROUND A POUND TANDRAGEE 1000

SENIOR SUPPORT

Race 7 - Woods SuperValu Senior Support

LAP CHART

**4**

No	Name	Gp	Time of Day	Lap Time
16	Michael BROWNE	a	16:47:41.201	3:12.271
36	Wayne SHEEHAN	a	16:48:03.438	3:18.648
97	William HARA	a	16:48:07.689	3:19.532
44	Liam CHAWKE	a	16:48:13.178	3:21.164
107	David MURPHY	a	16:48:15.458	3:19.386
74	Tommy HENRY	a	16:48:17.984	3:22.122
19	Steven CLARKE	a	16:48:19.108	3:24.106
73	Andy McPHERSON	b	16:48:31.468	3:26.246
83	Andy McALLISTER	a	16:48:31.485	3:22.345
51	Rad HUGHES	a	16:48:39.574	3:25.341
38	Jordan McFERRAN	a	16:48:40.761	3:28.348
23	Stuart McCANN	a	16:48:47.553	3:32.420
54	Matt DONALDSON	b	16:48:48.391	3:28.472
60	George SCOTT	b	16:48:49.042	3:28.686
199	Lloyd COLLINS	b	16:48:49.681	3:30.201
4	Kevin BAKER	b	16:48:50.123	3:31.666
31	Robert CAIRNS	b	16:48:52.264	3:26.376
8	Darryl ANDERSON	a	16:48:53.961	3:29.490
59	Ben WALES	b	16:49:01.422	3:31.701
75	Barry SHEEHAN	a	16:49:05.165	3:31.715
777	Shaun WYNNE	b	16:49:06.742	3:33.929
40	Michael HOEY	b	16:49:16.799	3:34.574
53	Veronika HANKOCYOVA	b	16:49:17.201	3:34.610
186	Mathias WINKENJOHANN	b	16:49:30.673	3:39.887
34	Yvonne MONTGOMERY	b	16:49:40.063	3:44.777
96	Stephen CARR	b	16:49:47.424	3:45.191

5

No	Name	Gp	Time of Day	Lap Time
16	Michael BROWNE	a	16:50:54.964	3:13.763
36	Wayne SHEEHAN	a	16:51:22.824	3:19.386
97	William HARA	a	16:51:27.741	3:20.052
44	Liam CHAWKE	a	16:51:33.030	3:19.852
107	David MURPHY	a	16:51:33.844	3:18.386
74	Tommy HENRY	a	16:51:34.702	3:16.718
19	Steven CLARKE	a	16:51:39.828	3:20.720
83	Andy McALLISTER	a	16:51:52.020	3:20.535
73	Andy McPHERSON	b	16:51:57.343	3:25.875
51	Rad HUGHES	a	16:52:04.595	3:25.021
38	Jordan McFERRAN	a	16:52:06.783	3:26.022
60	George SCOTT	b	16:52:14.120	3:25.078
199	Lloyd COLLINS	b	16:52:15.039	3:25.358
54	Matt DONALDSON	b	16:52:18.272	3:29.881
4	Kevin BAKER	b	16:52:19.402	3:29.279
31	Robert CAIRNS	b	16:52:19.557	3:27.293
23	Stuart McCANN	a	16:52:20.748	3:33.195
8	Darryl ANDERSON	a	16:52:21.408	3:27.447
59	Ben WALES	b	16:52:32.746	3:31.324
75	Barry SHEEHAN	a	16:52:36.787	3:31.622
777	Shaun WYNNE	b	16:52:41.351	3:34.609
40	Michael HOEY	b	16:52:48.153	3:31.354
53	Veronika HANKOCYOVA	b	16:52:48.527	3:31.326
186	Mathias WINKENJOHANN	b	16:53:12.999	3:42.326
34	Yvonne MONTGOMERY	b	16:53:24.192	3:44.129
96	Stephen CARR	b	16:53:30.624	3:43.200

ROAD RACE - IRISH SENIOR SUPPORT

2018

					#1	
Pos	No.	Name	Total	Diff	Gap	R1
1	16	Michael BROWNE	25	0	0	25
2	36	Wayne SHEEHAN	20	5	5	20
3	97	William HARA	16	9	4	16
4	44	Liam CHAWKE	13	12	3	13
5	107	David MURPHY	11	14	2	11
6	74	Tommy HENRY	10	15	1	10
7	19	Steven CLARKE	9	16	1	9
8	83	Andy McALLISTER	8	17	1	8
9	73	Andy McPHERSON	7	18	1	7
10	51	Rad HUGHES	6	19	1	6
11	38	Jordan McFERRAN	5	20	1	5
12	60	George SCOTT	4	21	1	4
13	199	Lloyd COLLINS	3	22	1	3
14	54	Matt DONALDSON	2	23	1	2
15	4	Kevin BAKER	1	24	1	1

Event Legend

#1 04/05/2018 AROUND A POUND TANDRAGEE 100

ROAD RACE - ULSTER SENIOR SUPPORT

2018

					#1	
Pos	No.	Name	Total	Diff	Gap	R1
1	16	Michael BROWNE	25	0	0	25
2	36	Wayne SHEEHAN	20	5	5	20
3	97	William HARA	16	9	4	16
4	44	Liam CHAWKE	13	12	3	13
5	107	David MURPHY	11	14	2	11
6	74	Tommy HENRY	10	15	1	10
7	19	Steven CLARKE	9	16	1	9
8	83	Andy McALLISTER	8	17	1	8
9	73	Andy McPHERSON	7	18	1	7
10	51	Rad HUGHES	6	19	1	6
11	38	Jordan McFERRAN	5	20	1	5
12	60	George SCOTT	4	21	1	4
13	199	Lloyd COLLINS	3	22	1	3
14	54	Matt DONALDSON	2	23	1	2
15	4	Kevin BAKER	1	24	1	1

Event Legend

#1 04/05/2018 AROUND A POUND TANDRAGEE 100