

# Around A Pound

TANDRAGEE 100

Friday 4<sup>th</sup> & Saturday 5<sup>th</sup> May 2018

promoted by North Armagh MC & CC  
[www.tandragee100.co.uk](http://www.tandragee100.co.uk)

CITY AUTOS MOTO 3 (125cc GP)

&



LIGHTWEIGHT SUPERSPORT

&



FORGOTTEN ERA



**2&4**  
WHEEL MOTORSPORT  
STEERING GROUP LTD

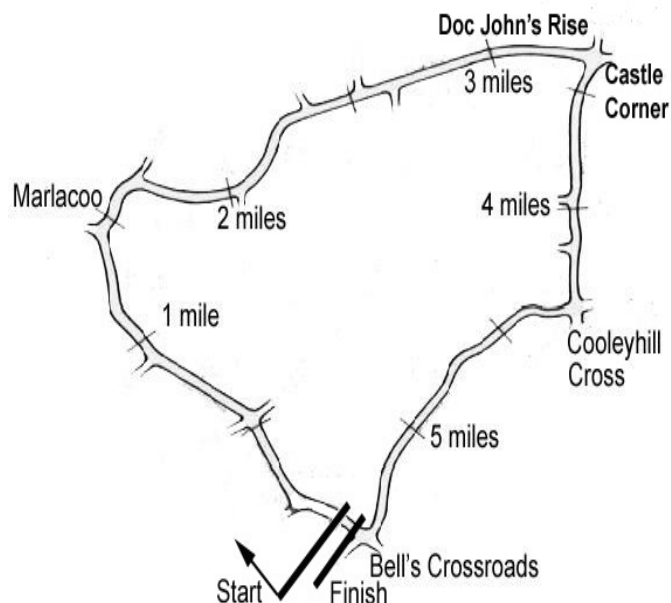


Armagh City  
Banbridge  
& Craigavon  
Borough Council



tourism  
northernireland

# Tandragee Circuit 5.34375 miles



## LAP RECORDS

Class	Rider	Machine	m s	mph	Year
125cc	Robert Dunlop	Honda	3 19.38	96.487	1999
Moto 3	Sam Wilson	Honda 250	3 31.478	90.967	2017
250cc	Phillip McCallen	Honda	3 10.0	101.25	1991
Lightweight Supersport	Michael Sweeney	Yamaha 400	3 18.250	97.037	2016
Supertwin	Ryan Farquhar	Kawasaki	3 05.522	103.694	2016
Supersport	Michael Dunlop	Yamaha	2 57.522	108.367	2011
Superbike	Michael Dunlop	Kawasaki	2 56.012	109.297	2011
Senior Support	Joe Newbould	Kawasaki 600	3 08.944	101.816	2016
Junior Support	Joseph Loughlin	Kawasaki 650	3 13.352	99.495	2017
Classic 1000cc	Stewart Parkhill	BSA 750	3 29.69	91.74	1996
Classic 500cc	Bob Jackson	Norton	3 27.03	92.921	1998
Classic 350cc	Colin Rodgers	Honda	3 38.59	88.007	1999
Classic 250cc	Gary Long	Suzuki	3 42.23	86.566	1997
Forgotten Era	Anthony McColgan	Bimota 750	3 26.882	92.988	2016

## MOST WINS at TANDRAGEE 100

Ryan Farquhar	20	1996-16	(450-5, STWN-4, SSP-2, SBK-6, SJUN-1, C500-2)
Joey Dunlop	18	1971-00	(125-3, 200 HC-1, 250-2, 350-3, 500-1, SSP-1, SBK-7)
Brian Reid	14	1980-94	(125-1, 250-3, 350-4, 500-1, SSP-3, SBK-2)
Michael Dunlop	11	2006-13	(125-1, 250-2, SSP-3, SBK-4, SJUN-1)
Ray McCullough	10	1971-82	(250-7, 350-2, 500-1)
Phillip McCallen	9	1988-99	(125-1, 250-3, SSP-1, SBK-4)
William Dunlop	9	2008-16	(125-1, 250-4, SSP-3, SBK-1)
Sam McClements	8	1981-89	(SBK-5, C500-3)
Robert Dunlop	7	1985-06	(125-7)

## MOST WINS AT ALL IRISH ROAD RACE MEETINGS (after Cookstown 100 2018)

Ryan Farquhar	211	1995-16
Joey Dunlop	156	1971-00
Robert Dunlop	135	1980-08
William Dunlop	119	2005-17
Ray McCullough	109	1960-82
Phillip McCallen	109	1987-99
Michael Dunlop	102	2006-18
Brian Reid	78	1980-94
Darran Lindsay	74	1999-06
James Courtney	66	1992-99

# AROUND A POUND TANDRAGEE 1000

## MOTO 3 / LIGHTWEIGHT SUPERSPORT / FORGOTTEN ERA

### Qualifying

Friday, 04 May 2018

City Autos Moto 3 (125cc GP)



Pos	Class	No	Name	Machine / Sponsor	Time	Best Lap		On	Total Laps
						Behind	Speed		
1	125R	6	Derek McGEE	Honda 250 Moto 3 - Joey's Bar MCC	3:17.087		97.609	5	5
2	125R	56	Adam McLEAN	Honda 250 Moto 3 - Jack Sands Racing	3:19.855	2.768	96.257	3	5
3	125R	18	Paul ROBINSON	Honda 250 Moto 3 - CB Racing	3:22.913	5.826	94.807	5	5
4	125R	127	Joseph LOUGHLIN	Honda 125	3:28.748	11.661	92.157	3	5
5	125R	86	Nigel MOORE	Honda 125	3:33.942	16.855	89.919	4	4
6	125R	29	Paul JORDAN	Honda 125	3:35.784	18.697	89.152	3	3
7	125R	301	Dean STIMPSON	Honda 125 - Izzard Racing	3:41.775	24.688	86.743	5	5
8	125R	74	Jamie O'BRIEN	Honda 125 - Gilmore	3:43.857	26.770	85.937	5	5
9	125R	130	Melissa KENNEDY	Honda 250 Moto 3 - K.N.R.	3:45.488	28.401	85.315	5	5
10	125R	94	Andrew JACKSON	Honda 125	3:46.008	28.921	85.119	4	5
11	125R	49	Malcolm LOVE	Honda 125 - CB Racing	3:46.843	29.756	84.805	5	5
12	125R	7	Sarah BOYES	Honda 125 - Steve Boyes Race Prep	3:47.541	30.454	84.545	3	5
13	125R	69	Ronnie SCOTT	Honda 125	3:56.807	39.720	81.237	4	4
14	125R	14	Jack SANDS	Honda 125 - Jack Sands Racing	3:57.204	40.117	81.101	4	4
15	125R	79	John McALLISTER	Honda 125	4:05.146	48.059	78.474	3	3
16	125R	122	Chris MEYER	Honda 125	4:05.382	48.295	78.398	2	2
17	125R	15	Peter McKILLOP	Honda 125	4:06.730	49.643	77.970	4	4

### Downshire Coaches Forgotten Era


Pos	Class	No	Name	Machine / Sponsor	Time	Best Lap		On	Total Laps
						Behind	Speed		
1	FERA	72	Gareth KEYS	Yamaha 347 - HK Racing	3:26.849		93.003	5	5
2	FERA	101	Robert McCURM	Norton 588 - Huw Huws	3:41.948	15.099	86.676	2	2
3	FERA	12	Richard FORD	Seeley 750	3:46.313	19.464	85.004	4	4
4	FERA	91	Des BUTLER	Honda 500	3:55.530	28.681	81.677	3	4
5	FERA	10	Chris McGAHAN	Honda 500 - Hughes/Crossett Motorcycles	3:57.447	30.598	81.018	3	3
6	FERA	63	Ian THOMPSON (R)	Honda 500	4:02.908	36.059	79.197	4	4

### Goruchos/Portadown Recycling L/weight Supersport

Pos	Class	No	Name	Machine / Sponsor	Time	Best Lap		On	Total Laps
						Behind	Speed		
1	LWSR	59	Darryl TWEED	Kawasaki 400 - M & D Racing	3:20.354		96.018	3	5
2	LWSR	316	Stephen MORRISON	Kawasaki 400 - NAB Racing	3:26.388	6.034	93.210	4	5
3	LWSR	4	Vic ALLAN	Kawasaki 400	3:34.125	13.771	89.842	5	5
4	LWSR	199	Lloyd COLLINS	Kawasaki 400	3:40.712	20.358	87.161	4	5
5	LWSR	42	Brian LOUGHLIN	Kawasaki 400 - G2-Tech	3:41.222	20.868	86.960	2	5
6	LWSR	51	Rad HUGHES	Kawasaki 400	3:46.564	26.210	84.910	5	5
7	LWSR	800	Gordon CLARK	Kawasaki 400	3:47.333	26.979	84.623	3	3
8	LWSR	171	Dave WALSH	KTM 450 - DRW Racing	3:48.298	27.944	84.265	3	4
9	LWSR	19	Steven CLARKE	Honda 400	3:48.597	28.243	84.155	3	5
10	LWSR	32	Aaron BOYD	Kawasaki 400	3:52.209	31.855	82.846	4	5
11	LWSR	31	Robert CAIRNS	Kawasaki 400	3:55.509	35.155	81.685	2	2
12	LWSR	30	David GRAHAM	Kawasaki 400 - Patch Racing	3:55.738	35.384	81.605	4	4
13	LWSR	57	Yvonne MONTGOMERY	Kawasaki 400	3:57.383	37.029	81.040	2	5
14	LWSR	5	R J WOOLSEY	Kawasaki 450	3:59.967	39.613	80.167	3	3
15	LWSR	16	Roy BEATTIE	Kawasaki 400 - Tiles Direct	4:26.181	1:05.827	72.272	4	4

Provisional result to be confirmed by the Stewards of the Meeting subject to completion of technical inspections & the time limit for protests

Page 1 / 1

Circuit	<b>Tandragee</b>	Signed		Organising Club	<b>North Armagh MC&amp;CC</b>
Length(miles)	<b>5.3438</b>	Lap 1 (5.2368)	Chief Timekeeper	Qualifying Started	<b>18:51</b>
Weather	<b>Sunny</b>	Issued At:	19:26		
Track	<b>Dry</b>				

# AROUND A POUND TANDRAGEE 1000

## MOTO 3 / LIGHTWEIGHT SUPERSPORT / FORGOTTEN ERA

### Qualifying

Friday, 04 May 2018

### DETAILED RESULT



#### Qualifying Classification

Position

**1** **6 Derek McGEE**  
125R Behind **16.855**  
Best Time **3:17.087** Best Speed **97.609** On **5** Gp

Lap	Elapsed Time	Lap Time	Lap Speed
1	18:57:54.550	6:28.725	48.498
2	19:01:15.751	3:21.201	95.613
3	19:04:35.100	3:19.349	96.502
4	19:07:53.032	3:17.932	97.192
5	19:11:10.119	3:17.087	97.609

#### **2** **56 Adam McLEAN**

125R Behind **2.768**  
Best Time **3:19.855** Best Speed **96.257** On **3** Gp

Lap	Elapsed Time	Lap Time	Lap Speed
1	18:55:43.606	4:17.781	73.133
2	18:59:06.355	3:22.749	94.883
3	19:02:26.210	3:19.855	96.257
4	19:05:46.662	3:20.452	95.971
5	19:09:08.249	3:21.587	95.430

#### **3** **18 Paul ROBINSON**

125R Behind **5.826**  
Best Time **3:22.913** Best Speed **94.807** On **5** Gp

Lap	Elapsed Time	Lap Time	Lap Speed
1	18:57:16.371	5:50.546	53.780
2	19:00:44.881	3:28.510	92.262
3	19:04:08.990	3:24.109	94.251
4	19:08:01.478	3:52.488	82.746
5	19:11:24.391	3:22.913	94.807

#### **4** **127 Joseph LOUGHLIN**

125R Behind **11.661**  
Best Time **3:28.748** Best Speed **92.157** On **3** Gp

Lap	Elapsed Time	Lap Time	Lap Speed
1	18:55:45.388	4:19.563	72.631
2	18:59:14.551	3:29.163	91.974
3	19:02:43.299	3:28.748	92.157
4	19:06:15.440	3:32.141	90.683
5	19:09:56.946	3:41.506	86.849

#### Qualifying Classification

Position

**5** **86 Nigel MOORE**  
125R Behind **16.855**  
Best Time **3:33.942** Best Speed **89.919** On **4** Gp

Lap	Elapsed Time	Lap Time	Lap Speed
1	18:57:18.639	5:52.814	53.434
2	19:01:00.497	3:41.858	86.711
3	19:04:36.803	3:36.306	88.937
4	19:08:10.745	3:33.942	89.919

#### **6** **29 Paul JORDAN**

125R Behind **18.697**  
Best Time **3:35.784** Best Speed **89.152** On **3** Gp

Lap	Elapsed Time	Lap Time	Lap Speed
1	18:56:04.196	4:38.371	67.724
2	18:59:41.926	3:37.730	88.355
3	19:03:17.710	3:35.784	89.152

#### **7** **301 Dean STIMPSON**

125R Behind **24.688**  
Best Time **3:41.775** Best Speed **86.743** On **5** Gp

Lap	Elapsed Time	Lap Time	Lap Speed
1	18:56:58.550	5:32.725	56.660
2	19:00:45.253	3:46.703	84.858
3	19:04:28.116	3:42.863	86.320
4	19:08:10.079	3:41.963	86.670
5	19:11:51.854	3:41.775	86.743

#### **8** **74 Jamie O'BRIEN**

125R Behind **26.770**  
Best Time **3:43.857** Best Speed **85.937** On **5** Gp

Lap	Elapsed Time	Lap Time	Lap Speed
1	18:56:06.565	4:40.740	67.152
2	18:59:51.544	3:44.979	85.508
3	19:03:36.232	3:44.688	85.619
4	19:07:20.608	3:44.376	85.738
5	19:11:04.465	3:43.857	85.937

#### **9** **130 Melissa KENNEDY**

125R Behind **28.401**  
Best Time **3:45.488** Best Speed **85.315** On **5** Gp

Lap	Elapsed Time	Lap Time	Lap Speed
1	18:56:47.400	5:21.575	58.625
2	19:00:44.555	3:57.155	81.118
3	19:04:35.968	3:51.413	83.131
4	19:08:22.195	3:46.227	85.036
5	19:12:07.683	3:45.488	85.315

# AROUND A POUND TANDRAGEE 1000

## MOTO 3 / LIGHTWEIGHT SUPERSPORT / FORGOTTEN ERA

### Qualifying

Friday, 04 May 2018

### DETAILED RESULT



#### Qualifying Classification

Position

**10** **94 Andrew JACKSON**

125R Behind **28.921**

Best Time **3:46.008** Best Speed **85.119** On **4** Gp

Lap	Elapsed Time	Lap Time	Lap Speed
1	18:56:49.370	5:23.545	58.268
2	19:00:42.704	3:53.334	82.446
3	19:04:31.062	3:48.358	84.243
4	19:08:17.070	3:46.008	85.119
5	19:12:03.816	3:46.746	84.842

**11** **49 Malcolm LOVE**

125R Behind **29.756**

Best Time **3:46.843** Best Speed **84.805** On **5** Gp

Lap	Elapsed Time	Lap Time	Lap Speed
1	18:56:12.828	4:47.003	65.687
2	19:00:07.780	3:54.952	81.878
3	19:03:59.472	3:51.692	83.030
4	19:07:47.255	3:47.783	84.455
5	19:11:34.098	3:46.843	84.805

**12** **7 Sarah BOYES**

125R Behind **30.454**

Best Time **3:47.541** Best Speed **84.545** On **3** Gp

Lap	Elapsed Time	Lap Time	Lap Speed
1	18:56:20.801	4:54.976	63.911
2	19:00:10.035	3:49.234	83.921
3	19:03:57.576	3:47.541	84.545
4	19:07:46.049	3:48.473	84.200
5	19:11:34.197	3:48.148	84.320

**13** **69 Ronnie SCOTT**

125R Behind **39.720**

Best Time **3:56.807** Best Speed **81.237** On **4** Gp

Lap	Elapsed Time	Lap Time	Lap Speed
1	18:57:29.572	6:03.747	51.828
2	19:01:35.594	4:06.022	78.194
3	19:05:34.977	3:59.383	80.363
4	19:09:31.784	3:56.807	81.237

#### Qualifying Classification

Position

**14** **14 Jack SANDS**

125R Behind **40.117**

Best Time **3:57.204** Best Speed **81.101** On **4** Gp

Lap	Elapsed Time	Lap Time	Lap Speed
1	18:57:05.248	5:39.423	55.542
2	19:01:05.616	4:00.368	80.034
3	19:05:06.475	4:00.859	79.870
4	19:09:03.679	3:57.204	81.101

**15** **79 John McALLISTER**

125R Behind **48.059**

Best Time **4:05.146** Best Speed **78.474** On **3** Gp

Lap	Elapsed Time	Lap Time	Lap Speed
1	18:57:15.762	5:49.937	53.873
2	19:01:34.710	4:18.948	74.291
3	19:05:39.856	4:05.146	78.474

**16** **122 Chris MEYER**

125R Behind **48.295**

Best Time **4:05.382** Best Speed **78.398** On **2** Gp

Lap	Elapsed Time	Lap Time	Lap Speed
1	18:56:44.981	5:19.156	59.069
2	19:00:50.363	4:05.382	78.398

**17** **15 Peter McKILLOP**

125R Behind **49.643**

Best Time **4:06.730** Best Speed **77.970** On **4** Gp

Lap	Elapsed Time	Lap Time	Lap Speed
1	18:56:48.974	5:23.149	58.339
2	19:01:04.215	4:15.241	75.370
3	19:05:14.098	4:09.883	76.986
4	19:09:20.828	4:06.730	77.970

# AROUND A POUND TANDRAGEE 1000

## MOTO 3 / LIGHTWEIGHT SUPERSPORT / FORGOTTEN ERA

### Qualifying

Friday, 04 May 2018

### DETAILED RESULT



#### Qualifying Classification

Position

#### **1** 72 Gareth KEYS

FERA Behind

Best Time **3:26.849** Best Speed **93.003** On **5** Gp

Lap	Elapsed Time	Lap Time	Lap Speed
1	18:57:19.823	5:53.998	53.255
2	19:01:03.619	3:43.796	85.960
3	19:04:36.498	3:32.879	90.368
4	19:08:08.685	3:32.187	90.663
5	19:11:35.534	3:26.849	93.003

#### **2** 101 Robert McCRUM

FERA Behind **15.099**

Best Time **3:41.948** Best Speed **86.676** On **2** Gp

Lap	Elapsed Time	Lap Time	Lap Speed
1	18:57:11.234	5:45.409	54.580
2	19:00:53.182	3:41.948	86.676

#### **3** 12 Richard FORD

FERA Behind **19.464**

Best Time **3:46.313** Best Speed **85.004** On **4** Gp

Lap	Elapsed Time	Lap Time	Lap Speed
1	18:57:28.789	6:02.964	51.940
2	19:01:31.157	4:02.368	79.373
3	19:05:23.755	3:52.598	82.707
4	19:09:10.068	3:46.313	85.004

#### **4** 91 Des BUTLER

FERA Behind **28.681**

Best Time **3:55.530** Best Speed **81.677** On **3** Gp

Lap	Elapsed Time	Lap Time	Lap Speed
1	18:57:23.946	5:58.121	52.642
2	19:01:31.583	4:07.637	77.684
3	19:05:27.113	3:55.530	81.677
4	19:09:24.908	3:57.795	80.900

#### **5** 10 Chris McGAHAN

FERA Behind **30.598**

Best Time **3:57.447** Best Speed **81.018** On **3** Gp

Lap	Elapsed Time	Lap Time	Lap Speed
1	18:57:29.966	6:04.141	51.772
2	19:01:33.718	4:03.752	78.922
3	19:05:31.165	3:57.447	81.018

#### Qualifying Classification

Position

#### **6** 63 Ian THOMPSON (R)

FERA Behind **36.059**

Best Time **4:02.908** Best Speed **79.197** On **4** Gp

Lap	Elapsed Time	Lap Time	Lap Speed
1	18:56:55.819	5:29.994	57.129
2	19:01:05.156	4:09.337	77.155
3	19:05:14.919	4:09.763	77.023
4	19:09:17.827	4:02.908	79.197



# AROUND A POUND TANDRAGEE 1000

## MOTO 3 / LIGHTWEIGHT SUPERSPORT / FORGOTTEN ERA

### Qualifying

Friday, 04 May 2018

### DETAILED RESULT



#### Qualifying Classification

Position

#### **1** 59 Darryl TWEED

LWSR Behind

Best Time **3:20.354** Best Speed **96.018** On **3** Gp

Lap	Elapsed Time	Lap Time	Lap Speed
1	18:55:18.305	3:52.480	81.092
2	18:58:41.423	3:23.118	94.711
3	19:02:01.777	3:20.354	96.018
4	19:05:24.902	3:23.125	94.708
5	19:08:47.544	3:22.642	94.933

#### **2** 316 Stephen MORRISON

LWSR Behind **6.034**

Best Time **3:26.388** Best Speed **93.210** On **4** Gp

Lap	Elapsed Time	Lap Time	Lap Speed
1	18:55:28.237	4:02.412	77.770
2	18:58:58.473	3:30.236	91.504
3	19:02:26.573	3:28.100	92.444
4	19:05:52.961	3:26.388	93.210
5	19:09:19.695	3:26.734	93.054

#### **3** 4 Vic ALLAN

LWSR Behind **13.771**

Best Time **3:34.125** Best Speed **89.842** On **5** Gp

Lap	Elapsed Time	Lap Time	Lap Speed
1	18:55:27.105	4:01.280	78.135
2	18:59:03.010	3:35.905	89.102
3	19:02:38.433	3:35.423	89.301
4	19:06:13.767	3:35.334	89.338
5	19:09:47.892	3:34.125	89.842

#### **4** 199 Lloyd COLLINS

LWSR Behind **20.358**

Best Time **3:40.712** Best Speed **87.161** On **4** Gp

Lap	Elapsed Time	Lap Time	Lap Speed
1	18:56:05.958	4:40.133	67.298
2	18:59:48.543	3:42.585	86.428
3	19:03:32.859	3:44.316	85.761
4	19:07:13.571	3:40.712	87.161
5	19:10:55.449	3:41.878	86.703

#### Qualifying Classification

Position

#### **5** 42 Brian LOUGHLIN

LWSR Behind **20.868**

Best Time **3:41.222** Best Speed **86.960** On **2** Gp

Lap	Elapsed Time	Lap Time	Lap Speed
1	18:55:44.870	4:19.045	72.776
2	18:59:26.092	3:41.222	86.960
3	19:03:09.064	3:42.972	86.278
4	19:06:51.675	3:42.611	86.418
5	19:10:36.749	3:45.074	85.472

#### **6** 51 Rad HUGHES

LWSR Behind **26.210**

Best Time **3:46.564** Best Speed **84.910** On **5** Gp

Lap	Elapsed Time	Lap Time	Lap Speed
1	18:56:11.666	4:45.841	65.954
2	19:00:06.841	3:55.175	81.801
3	19:03:56.832	3:49.991	83.645
4	19:07:43.983	3:47.151	84.690
5	19:11:30.547	3:46.564	84.910

#### **7** 800 Gordon CLARK

LWSR Behind **26.979**

Best Time **3:47.333** Best Speed **84.623** On **3** Gp

Lap	Elapsed Time	Lap Time	Lap Speed
1	18:56:01.929	4:36.104	68.280
2	18:59:51.698	3:49.769	83.725
3	19:03:39.031	3:47.333	84.623

#### **8** 171 Dave WALSH

LWSR Behind **27.944**

Best Time **3:48.298** Best Speed **84.265** On **3** Gp

Lap	Elapsed Time	Lap Time	Lap Speed
1	18:56:08.087	4:42.262	66.790
2	18:59:59.391	3:51.304	83.170
3	19:03:47.689	3:48.298	84.265
4	19:07:40.124	3:52.435	82.765

#### **9** 19 Steven CLARKE

LWSR Behind **28.243**

Best Time **3:48.597** Best Speed **84.155** On **3** Gp

Lap	Elapsed Time	Lap Time	Lap Speed
1	18:55:54.316	4:28.491	70.216
2	18:59:46.853	3:52.537	82.729
3	19:03:35.450	3:48.597	84.155
4	19:07:27.081	3:51.631	83.052
5	19:11:17.642	3:50.561	83.438

# AROUND A POUND TANDRAGEE 1000

## MOTO 3 / LIGHTWEIGHT SUPERSPORT / FORGOTTEN ERA

### Qualifying

Friday, 04 May 2018

### DETAILED RESULT



#### Qualifying Classification

Position

#### **10** 32 Aaron BOYD

LWSR Behind 31.855

Best Time 3:52.209 Best Speed 82.846 On 4 Gp

Lap	Elapsed Time	Lap Time	Lap Speed
1	18:56:21.304	4:55.479	63.803
2	19:00:17.222	3:55.918	81.543
3	19:04:11.362	3:54.140	82.162
4	19:08:03.571	3:52.209	82.846
5	19:11:56.669	3:53.098	82.530

#### Qualifying Classification

Position

#### **15** 16 Roy BEATTIE

LWSR Behind 1:05.827

Best Time 4:26.181 Best Speed 72.272 On 4 Gp

Lap	Elapsed Time	Lap Time	Lap Speed
1	18:57:09.485	5:43.660	54.857
2	19:01:36.868	4:27.383	71.947
3	19:06:19.451	4:42.583	68.077
4	19:10:45.632	4:26.181	72.272

#### **11** 31 Robert CAIRNS

LWSR Behind 35.155

Best Time 3:55.509 Best Speed 81.685 On 2 Gp

Lap	Elapsed Time	Lap Time	Lap Speed
1	18:56:22.152	4:56.327	63.620
2	19:00:17.661	3:55.509	81.685

#### **12** 30 David GRAHAM

LWSR Behind 35.384

Best Time 3:55.738 Best Speed 81.605 On 4 Gp

Lap	Elapsed Time	Lap Time	Lap Speed
1	18:57:25.100	5:59.275	52.473
2	19:01:32.698	4:07.598	77.697
3	19:05:33.435	4:00.737	79.911
4	19:09:29.173	3:55.738	81.605

#### **13** 57 Yvonne MONTGOMERY

LWSR Behind 37.029

Best Time 3:57.383 Best Speed 81.040 On 2 Gp

Lap	Elapsed Time	Lap Time	Lap Speed
1	18:56:10.111	4:44.286	66.315
2	19:00:07.494	3:57.383	81.040
3	19:04:09.709	4:02.215	79.423
4	19:08:16.581	4:06.872	77.925
5	19:12:22.757	4:06.176	78.145

#### **14** 5 R J WOOLSEY

LWSR Behind 39.613

Best Time 3:59.967 Best Speed 80.167 On 3 Gp

Lap	Elapsed Time	Lap Time	Lap Speed
1	18:57:13.769	5:47.944	54.182
2	19:01:28.892	4:15.123	75.405
3	19:05:28.859	3:59.967	80.167



## AROUND A POUND TANDRAGEE 100

MOTO 3 & LIGHTWEIGHT SUPERSPORT & FORGOTTEN ERA

Tandragee 5.344 miles


R6: City Autos Moto 3/Groucho's Portadown Recycling LWSS/Downshire Coors 1201B/E445

Race (5 Laps)

### RACE 6 - MOTO 3 / LIGHTWEIGHT SUPERSPORT / FORGOTTEN ERA Page 1 of 2

14		31		134	
		A		B	
13	171		19		32
	A		B		C
12		51		800	
		A		B	
11	42		101		12
	A		B		C
10		4		199	
		A		B	
9	59		316		72
	A		B		C
8					
		A		B	
7	122		15		
	A		B		C
6		14		79	
		A		B	
5	49		7		69
	A		B		C
4		130		94	
		A		B	
3	29		301		74
	A		B		C
2		127		86	
		A		B	
1	6		56		18
	A		B		C

POLE POSITION



Promoted by North Armagh Motor Cycle and Car Club

Orbits

Provisional result to be confirmed by the Stewards of the Meeting subject to the completion of technical inspections and the time limit for protests  
MCUI (Ulster Centre) Timing @ www.elaps-timing.com



## AROUND A POUND TANDRAGEE 100

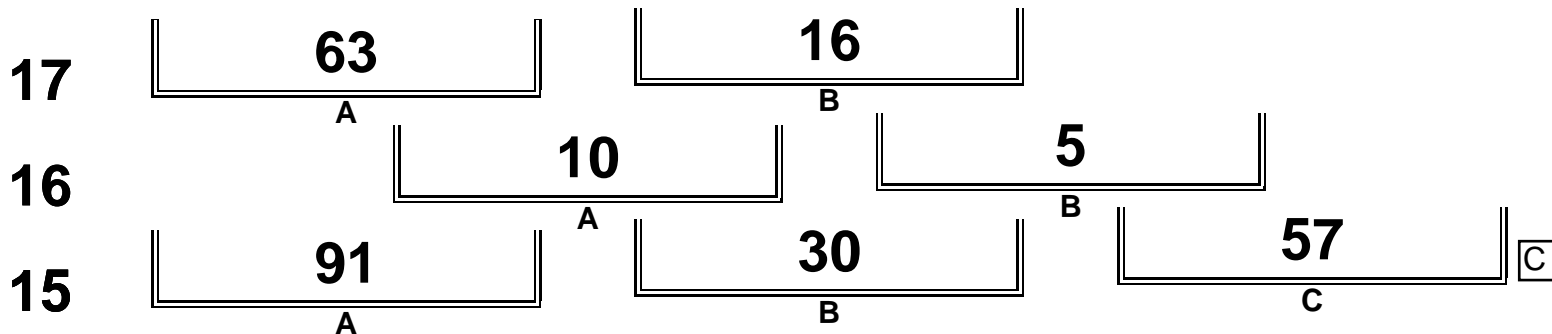
MOTO 3 & LIGHTWEIGHT SUPERSPORT & FORGOTTEN ERA

Tandragee 5.344 miles

R6: City Autos Moto 3/Groucho's Portadown Recycling LWSS/Downshire Co. 18/E145

Race (5 Laps)

### RACE 6 - MOTO 3 / LIGHTWEIGHT SUPERSPORT / FORGOTTEN ERA Page 2 of 2



Promoted by North Armagh Motor Cycle and Car Club

Orbits

Provisional result to be confirmed by the Stewards of the Meeting subject to the completion of technical inspections and the time limit for protests  
MCUI (Ulster Centre) Timing @ [www.elaps-timing.com](http://www.elaps-timing.com)



# AROUND A POUND TANDRAGEE 1000

## MOTO 3 / LIGHTWEIGHT SUPERSPORT / FORGOTTEN ERA

### Race 6 - Moto 3 / Lightweight Supersport / Forgotten Era

Saturday, 05 May 2018



#### City Autos Moto 3 (125cc GP)

Pos	Class	No	Name	Machine / Sponsor	Gp	Lap	Total Time	Behind	Speed	-----Best Lap-----		
										Time	Speed	On
1	125R	18	Paul ROBINSON	Honda 250 Moto 3 - CB Racing	a	4	13:38.458		93.548	3:23.930	94.334	2
2	125R	127	Joseph LOUGHLIN	Honda 125	a	4	13:38.699	0.241	93.520	3:20.601	95.899	4
3	125R	86	Nigel MOORE	Honda 125	a	3	10:30.285	1 Lap	90.955	3:29.696	91.740	2
4	125R	130	Melissa KENNEDY	Honda 250 Moto 3 - K.N.R.	a	3	11:00.798	30.513	86.755	3:38.228	88.153	3
5	125R	74	Jamie O'BRIEN	Honda 125 - Gilmore	a	3	11:01.263	30.978	86.694	3:38.781	87.930	3
6	125R	7	Sarah BOYES	Honda 125 - Steve Boyes Race Prep	a	3	11:20.831	50.546	84.202	3:46.201	85.046	3
7	125R	14	Jack SANDS	Honda 125 - Jack Sands Racing	a	3	11:29.515	59.230	83.141	3:47.104	83.012	1
8	125R	69	Ronnie SCOTT	Honda 125	a	3	11:30.031	59.746	83.079	3:46.375	84.981	2
9	125R	122	Chris MEYER	Honda 125	a	3	12:00.256	1:29.971	79.593	3:41.261	86.945	2

#### Fastest Lap

125R	127	Joseph LOUGHLIN	Honda 125	3:20.601	95.899	4
------	-----	-----------------	-----------	----------	--------	---

#### Not Classified

DNF	125R	56	Adam McLEAN	Honda 250 Moto 3 - Jack Sands Racing	a	1	3:22.588		93.057	3:22.588	93.057	1
DNF	125R	94	Andrew JACKSON	Honda 125	a	1	3:41.428		85.140	3:41.428	85.140	1

Red flag after leaders completed 4 laps - result declared

#### Downshire Coaches Forgotten Era

Pos	Class	No	Name	Machine / Sponsor	Gp	Lap	Total Time	Behind	Speed	-----Best Lap-----		
										Time	Speed	On

#### Race Classification

1	FERA	72	Gareth KEYS	Yamaha 347 - HK Racing	b	3	10:16.540		92.982	3:24.309	94.159	3
2	FERA	12	Richard FORD	Seeley 750	b	3	11:07.043	50.503	85.942	3:41.940	86.679	3
3	FERA	91	Des BUTLER	Honda 500	c	3	11:07.408	50.868	85.895	3:42.645	86.404	2
4	FERA	63	Ian THOMPSON (R)	Honda 500	c	3	12:07.431	1:50.891	78.808	3:58.891	80.528	3

#### Fastest Lap / New Lap Record 94.159 mph (Previously 92.988 mph)

FERA	72	Gareth KEYS	Yamaha 347 - HK Racing	3:24.309	94.159	3
------	----	-------------	------------------------	----------	--------	---

Red flag after leaders completed 4 laps - result declared

#### Goruchos/Portadown Recycling L/weight Supersport

Pos	Class	No	Name	Machine / Sponsor	Gp	Lap	Total Time	Behind	Speed	-----Best Lap-----		
										Time	Speed	On

#### Race Classification

1	LWSR	59	Darryl TWEED	Kawasaki 400 - M & D Racing	b	3	10:09.774		94.014	3:19.754	96.306	2
2	LWSR	316	Stephen MORRISON	Kawasaki 400 - NAB Racing	b	3	10:20.577	10.803	92.377	3:27.388	92.761	2
3	LWSR	4	Vic ALLAN	Kawasaki 400	b	3	10:45.342	35.568	88.832	3:34.898	89.519	3
4	LWSR	51	Rad HUGHES	Kawasaki 400	b	3	10:47.180	37.406	88.580	3:36.326	88.928	2
5	LWSR	199	Lloyd COLLINS	Kawasaki 400	b	3	10:52.786	43.012	87.819	3:37.060	88.628	3
6	LWSR	42	Brian LOUGHLIN	Kawasaki 400 - G2-Tech	b	3	10:59.119	49.345	86.976	3:37.831	88.314	2
7	LWSR	171	Dave WALSH	KTM 450 - DRW Racing	b	3	11:10.412	1:00.638	85.511	3:41.833	86.721	3
8	LWSR	31	Robert CAIRNS	Kawasaki 400	b	3	11:21.636	1:11.862	84.103	3:45.897	85.160	2
9	LWSR	800	Gordon CLARK	Kawasaki 400	b	3	11:24.001	1:14.227	83.812	3:46.944	84.768	2
10	LWSR	5	R J WOOLSEY	Kawasaki 450	c	3	11:25.174	1:15.400	83.668	3:49.820	83.707	2
11	LWSR	32	Aaron BOYD	Kawasaki 400	b	3	11:38.732	1:28.958	82.045	3:52.642	82.691	2
12	LWSR	57	Yvonne MONTGOMERY	Kawasaki 400	c	3	11:42.427	1:32.653	81.613	3:53.676	82.326	2
13	LWSR	16	Roy BEATTIE	Kawasaki 400 - Tiles Direct	c	3	12:42.620	2:32.846	75.172	4:14.967	75.451	3

#### Fastest Lap


LWSR	59	Darryl TWEED	Kawasaki 400 - M & D Racing	3:19.754	96.306	2
------	----	--------------	-----------------------------	----------	--------	---

#### Not Classified

DNF	LWSR	83	Andy McALLISTER	Kawasaki 400 - Mac Racing	c	3	10:43.088		89.144	3:34.139	89.837	3
-----	------	----	-----------------	---------------------------	---	---	-----------	--	--------	----------	--------	---

Red flag after leaders completed 4 laps - result declared

Provisional result to be confirmed by the Stewards of the Meeting subject to completion of technical inspections & the time limit for protests

Circuit	<b>Tandragee</b>	Signed		Organising Club	<b>North Armagh MC&amp;CC</b>
Length(miles)	<b>5.3438</b> Lap 1 (5.2368)	Chief Timekeeper		Race Started	<b>15:48</b>
Weather	<b>Cloudy</b>	Issued At:	<b>16:12</b>	Gp Time Diff - b	<b>34.45 / c 66.05</b>
Track	<b>Dry</b>				

# AROUND A POUND TANDRAGEE 1000

## MOTO 3 / LIGHTWEIGHT SUPERSPORT / FORGOTTEN ERA

### Race 6 - Moto 3 / Lightweight Supersport / Forgotten Era

Saturday, 05 May 2018

## DETAILED RESULT



City Autos Moto 3 (125cc GP)

### Race Classification

#### **1** 18 Paul ROBINSON

Total Time **13:38.458** Avg Speed **93.548** Behind  
Best Time **3:23.930** Best Speed **94.334** On **2** Gp **a**

Lap	Elapsed Time	Lap Time	Lap Speed
1	3:23.972	3:23.972	92.426
2	6:47.902	3:23.930	94.334
3	10:13.958	3:26.056	93.361
4	13:38.458	3:24.500	94.071

#### **2** 127 Joseph LOUGHLIN

Total Time **13:38.699** Avg Speed **93.520** Behind **0.241**  
Best Time **3:20.601** Best Speed **95.899** On **4** Gp **a**

Lap	Elapsed Time	Lap Time	Lap Speed
1	3:30.132	3:30.132	89.716
2	6:54.556	3:24.424	94.106
3	10:18.098	3:23.542	94.514
4	13:38.699	3:20.601	95.899

#### **3** 86 Nigel MOORE

Total Time **10:30.285** Avg Speed **90.955** Behind **1 Lap**  
Best Time **3:29.696** Best Speed **91.740** On **2** Gp **a**

Lap	Elapsed Time	Lap Time	Lap Speed
1	3:30.653	3:30.653	89.495
2	7:00.349	3:29.696	91.740
3	10:30.285	3:29.936	91.635

#### **4** 130 Melissa KENNEDY

Total Time **11:00.798** Avg Speed **86.755** Behind **30.513**  
Best Time **3:38.228** Best Speed **88.153** On **3** Gp **a**

Lap	Elapsed Time	Lap Time	Lap Speed
1	3:41.682	3:41.682	85.042
2	7:22.570	3:40.888	87.092
3	11:00.798	3:38.228	88.153

#### **5** 74 Jamie O'BRIEN

Total Time **11:01.263** Avg Speed **86.694** Behind **30.978**  
Best Time **3:38.781** Best Speed **87.930** On **3** Gp **a**

Lap	Elapsed Time	Lap Time	Lap Speed
1	3:41.226	3:41.226	85.217
2	7:22.482	3:41.256	86.947
3	11:01.263	3:38.781	87.930

City Autos Moto 3 (125cc GP)

### Race Classification

#### **6** 7 Sarah BOYES

Total Time **11:20.831** Avg Speed **84.202** Behind **50.546**  
Best Time **3:46.201** Best Speed **85.046** On **3** Gp **a**

Lap	Elapsed Time	Lap Time	Lap Speed
1	3:47.692	3:47.692	82.797
2	7:34.630	3:46.938	84.770
3	11:20.831	3:46.201	85.046

#### **7** 14 Jack SANDS

Total Time **11:29.515** Avg Speed **83.141** Behind **59.230**  
Best Time **3:47.104** Best Speed **83.012** On **1** Gp **a**

Lap	Elapsed Time	Lap Time	Lap Speed
1	3:47.104	3:47.104	83.012
2	7:36.908	3:49.804	83.713
3	11:29.515	3:52.607	82.704

#### **8** 69 Ronnie SCOTT

Total Time **11:30.031** Avg Speed **83.079** Behind **59.746**  
Best Time **3:46.375** Best Speed **84.981** On **2** Gp **a**

Lap	Elapsed Time	Lap Time	Lap Speed
1	3:51.303	3:51.303	81.505
2	7:37.678	3:46.375	84.981
3	11:30.031	3:52.353	82.794

#### **9** 122 Chris MEYER

Total Time **12:00.256** Avg Speed **79.593** Behind **1:29.971**  
Best Time **3:41.261** Best Speed **86.945** On **2** Gp **a**

Lap	Elapsed Time	Lap Time	Lap Speed
1	3:43.629	3:43.629	84.302
2	7:24.890	3:41.261	86.945
3	12:00.256	4:35.366	69.862

### Not Classified

#### **DNF** 56 Adam McLEAN

Total Time **3:22.588** Avg Speed **93.057** Behind  
Best Time **3:22.588** Best Speed **93.057** On **1** Gp **a**

Lap	Elapsed Time	Lap Time	Lap Speed
1	3:22.588	3:22.588	93.057

# AROUND A POUND TANDRAGEE 1000

MOTO 3 / LIGHTWEIGHT SUPERSPORT / FORGOTTEN ERA

Race 6 - Moto 3 / Lightweight Supersport / Forgotten Era

Saturday, 05 May 2018

## DETAILED RESULT



City Autos Moto 3 (125cc GP)

### Not Classified

**DNF** 94 Andrew JACKSON

Total Time **3:41.428** Avg Speed **85.140** Behind  
Best Time **3:41.428** Best Speed **85.140** On 1 Gp a

Lap	Elapsed Time	Lap Time	Lap Speed
1	3:41.428	3:41.428	85.140

# AROUND A POUND TANDRAGEE 1000

MOTO 3 / LIGHTWEIGHT SUPERSPORT / FORGOTTEN ERA

Race 6 - Moto 3 / Lightweight Supersport / Forgotten Era

Saturday, 05 May 2018

## DETAILED RESULT



Downshire Coaches Forgotten Era

### Race Classification

#### **1** 72 Gareth KEYS

Total Time **10:16.540** Avg Speed **92.982** Behind  
Best Time **3:24.309** Best Speed **94.159** On **3** Gp **b**

Lap	Elapsed Time	Lap Time	Lap Speed
1	3:25.832	3:25.832	91.591
2	6:52.231	3:26.399	93.205
3	10:16.540	3:24.309	94.159

#### **2** 12 Richard FORD

Total Time **11:07.043** Avg Speed **85.942** Behind **50.503**  
Best Time **3:41.940** Best Speed **86.679** On **3** Gp **b**

Lap	Elapsed Time	Lap Time	Lap Speed
1	3:41.228	3:41.228	85.217
2	7:25.103	3:43.875	85.930
3	11:07.043	3:41.940	86.679

#### **3** 91 Des BUTLER

Total Time **11:07.408** Avg Speed **85.895** Behind **50.868**  
Best Time **3:42.645** Best Speed **86.404** On **2** Gp **c**

Lap	Elapsed Time	Lap Time	Lap Speed
1	3:40.108	3:40.108	85.650
2	7:22.753	3:42.645	86.404
3	11:07.408	3:44.655	85.631

#### **4** 63 Ian THOMPSON (R)

Total Time **12:07.431** Avg Speed **78.808** Behind **1:50.891**  
Best Time **3:58.891** Best Speed **80.528** On **3** Gp **c**

Lap	Elapsed Time	Lap Time	Lap Speed
1	4:08.866	4:08.866	75.753
2	8:08.540	3:59.674	80.265
3	12:07.431	3:58.891	80.528



# AROUND A POUND TANDRAGEE 1000

## MOTO 3 / LIGHTWEIGHT SUPERSPORT / FORGOTTEN ERA

### Race 6 - Moto 3 / Lightweight Supersport / Forgotten Era

Saturday, 05 May 2018

## DETAILED RESULT



Gorucho's/Portadown Recycling L/weig

Gorucho's/Portadown Recycling L/weig

### Race Classification

#### **1** 59 Darryl TWEED

Total Time **10:09.774** Avg Speed **94.014** Behind  
Best Time **3:19.754** Best Speed **96.306** On **2** Gp **b**

Lap	Elapsed Time	Lap Time	Lap Speed
1	3:30.200	3:30.200	89.687
2	6:49.954	3:19.754	96.306
3	10:09.774	3:19.820	96.274

#### **2** 316 Stephen MORRISON

Total Time **10:20.577** Avg Speed **92.377** Behind **10.803**  
Best Time **3:27.388** Best Speed **92.761** On **2** Gp **b**

Lap	Elapsed Time	Lap Time	Lap Speed
1	3:25.275	3:25.275	91.839
2	6:52.663	3:27.388	92.761
3	10:20.577	3:27.914	92.526

#### **3** 4 Vic ALLAN

Total Time **10:45.342** Avg Speed **88.832** Behind **35.568**  
Best Time **3:34.898** Best Speed **89.519** On **3** Gp **b**

Lap	Elapsed Time	Lap Time	Lap Speed
1	3:34.211	3:34.211	88.008
2	7:10.444	3:36.233	88.967
3	10:45.342	3:34.898	89.519

#### **4** 51 Rad HUGHES

Total Time **10:47.180** Avg Speed **88.580** Behind **37.406**  
Best Time **3:36.326** Best Speed **88.928** On **2** Gp **b**

Lap	Elapsed Time	Lap Time	Lap Speed
1	3:33.603	3:33.603	88.259
2	7:09.929	3:36.326	88.928
3	10:47.180	3:37.251	88.550

#### **5** 199 Lloyd COLLINS

Total Time **10:52.786** Avg Speed **87.819** Behind **43.012**  
Best Time **3:37.060** Best Speed **88.628** On **3** Gp **b**

Lap	Elapsed Time	Lap Time	Lap Speed
1	3:37.504	3:37.504	86.676
2	7:15.726	3:38.222	88.156
3	10:52.786	3:37.060	88.628

### Race Classification

#### **6** 42 Brian LOUGHLIN

Total Time **10:59.119** Avg Speed **86.976** Behind **49.345**  
Best Time **3:37.831** Best Speed **88.314** On **2** Gp **b**

Lap	Elapsed Time	Lap Time	Lap Speed
1	3:41.634	3:41.634	85.061
2	7:19.465	3:37.831	88.314
3	10:59.119	3:39.654	87.581

#### **7** 171 Dave WALSH

Total Time **11:10.412** Avg Speed **85.511** Behind **1:00.638**  
Best Time **3:41.833** Best Speed **86.721** On **3** Gp **b**

Lap	Elapsed Time	Lap Time	Lap Speed
1	3:46.569	3:46.569	83.208
2	7:28.579	3:42.010	86.652
3	11:10.412	3:41.833	86.721

#### **8** 31 Robert CAIRNS

Total Time **11:21.636** Avg Speed **84.103** Behind **1:11.862**  
Best Time **3:45.897** Best Speed **85.160** On **2** Gp **b**

Lap	Elapsed Time	Lap Time	Lap Speed
1	3:48.657	3:48.657	82.448
2	7:34.554	3:45.897	85.160
3	11:21.636	3:47.082	84.716

#### **9** 800 Gordon CLARK

Total Time **11:24.001** Avg Speed **83.812** Behind **1:14.227**  
Best Time **3:46.944** Best Speed **84.768** On **2** Gp **b**

Lap	Elapsed Time	Lap Time	Lap Speed
1	3:47.886	3:47.886	82.727
2	7:34.830	3:46.944	84.768
3	11:24.001	3:49.171	83.944

#### **10** 5 R J WOOLSEY

Total Time **11:25.174** Avg Speed **83.668** Behind **1:15.400**  
Best Time **3:49.820** Best Speed **83.707** On **2** Gp **c**

Lap	Elapsed Time	Lap Time	Lap Speed
1	3:44.469	3:44.469	83.986
2	7:34.289	3:49.820	83.707
3	11:25.174	3:50.885	83.321

# AROUND A POUND TANDRAGEE 1000

MOTO 3 / LIGHTWEIGHT SUPERSPORT / FORGOTTEN ERA

Race 6 - Moto 3 / Lightweight Supersport / Forgotten Era

Saturday, 05 May 2018

## DETAILED RESULT



Gorucho's/Portadown Recycling L/weig

### Race Classification

#### **11** 32 Aaron BOYD

Total Time **11:38.732** Avg Speed **82.045** Behind **1:28.958**

Best Time **3:52.642** Best Speed **82.691** On **2** Gp **b**

Lap	Elapsed Time	Lap Time	Lap Speed
1	3:52.153	3:52.153	81.206
2	7:44.795	3:52.642	82.691
3	11:38.732	3:53.937	82.234

#### **12** 57 Yvonne MONTGOMERY

Total Time **11:42.427** Avg Speed **81.613** Behind **1:32.653**

Best Time **3:53.676** Best Speed **82.326** On **2** Gp **c**

Lap	Elapsed Time	Lap Time	Lap Speed
1	3:53.049	3:53.049	80.894
2	7:46.725	3:53.676	82.326
3	11:42.427	3:55.702	81.618

#### **13** 16 Roy BEATTIE

Total Time **12:42.620** Avg Speed **75.172** Behind **2:32.846**

Best Time **4:14.967** Best Speed **75.451** On **3** Gp **c**

Lap	Elapsed Time	Lap Time	Lap Speed
1	4:12.362	4:12.362	74.703
2	8:27.653	4:15.291	75.355
3	12:42.620	4:14.967	75.451

### Not Classified

#### **DNF** 83 Andy McALLISTER

Total Time **10:43.088** Avg Speed **89.144** Behind

Best Time **3:34.139** Best Speed **89.837** On **3** Gp **c**

Lap	Elapsed Time	Lap Time	Lap Speed
1	3:33.432	3:33.432	88.329
2	7:08.949	3:35.517	89.262
3	10:43.088	3:34.139	89.837

# AROUND A POUND TANDRAGEE 1000

## MOTO 3 / LIGHTWEIGHT SUPERSPORT / FORG

### Race 6 - Moto 3 / Lightweight Supersport / Forgotten Era

# LAP CHART



1					2					3				
No	Name	Gp	Time of Day	Lap Time	No	Name	Gp	Time of Day	Lap Time	No	Name	Gp	Time of Day	Lap Time
56	Adam McLEAN	a	15:52:16.492	3:22.588	18	Paul ROBINSON	a	15:55:41.806	3:23.930	18	Paul ROBINSON	a	15:59:07.862	3:26.056
18	Paul ROBINSON	a	15:52:17.876	3:23.972	127	Joseph LOUGHLIN	a	15:55:48.460	3:24.424	127	Joseph LOUGHLIN	a	15:59:12.002	3:23.542
127	Joseph LOUGHLIN	a	15:52:24.036	3:30.132	86	Nigel MOORE	a	15:55:54.253	3:29.696	86	Nigel MOORE	a	15:59:24.189	3:29.936
86	Nigel MOORE	a	15:52:24.557	3:30.653	74	Jamie O'BRIEN	a	15:56:16.386	3:41.256	59	Darryl TWEED	b	15:59:38.128	3:19.820
74	Jamie O'BRIEN	a	15:52:35.130	3:41.226	130	Melissa KENNEDY	a	15:56:16.474	3:40.888	72	Gareth KEYS	b	15:59:44.894	3:24.309
94	Andrew JACKSON	a	15:52:35.332	3:41.428	59	Darryl TWEED	b	15:56:18.308	3:19.754	316	Stephen MORRISON	b	15:59:48.931	3:27.914
130	Melissa KENNEDY	a	15:52:35.586	3:41.682	122	Chris MEYER	a	15:56:18.794	3:41.261	130	Melissa KENNEDY	a	15:59:54.702	3:38.228
122	Chris MEYER	a	15:52:37.533	3:43.629	72	Gareth KEYS	b	15:56:20.585	3:26.399	74	Jamie O'BRIEN	a	15:59:55.167	3:38.781
14	Jack SANDS	a	15:52:41.008	3:47.104	316	Stephen MORRISON	b	15:56:21.017	3:27.388	4	Vic ALLAN	b	16:00:13.696	3:34.898
7	Sarah BOYES	a	15:52:41.596	3:47.692	7	Sarah BOYES	a	15:56:28.534	3:46.938	7	Sarah BOYES	a	16:00:14.735	3:46.201
69	Ronnie SCOTT	a	15:52:45.207	3:51.303	14	Jack SANDS	a	15:56:30.812	3:49.804	51	Rad HUGHES	b	16:00:15.534	3:37.251
316	Stephen MORRISON	b	15:52:53.629	3:25.275	69	Ronnie SCOTT	a	15:56:31.582	3:46.375	199	Lloyd COLLINS	b	16:00:21.140	3:37.060
72	Gareth KEYS	b	15:52:54.186	3:25.832	51	Rad HUGHES	b	15:56:38.283	3:36.326	14	Jack SANDS	a	16:00:23.419	3:52.607
59	Darryl TWEED	b	15:52:58.554	3:30.200	4	Vic ALLAN	b	15:56:38.798	3:36.233	69	Ronnie SCOTT	a	16:00:23.935	3:52.353
51	Rad HUGHES	b	15:53:01.957	3:33.603	199	Lloyd COLLINS	b	15:56:44.080	3:38.222	42	Brian LOUGHLIN	b	16:00:27.473	3:39.654
4	Vic ALLAN	b	15:53:02.565	3:34.211	42	Brian LOUGHLIN	b	15:56:47.819	3:37.831	12	Richard FORD	b	16:00:35.397	3:41.940
199	Lloyd COLLINS	b	15:53:05.858	3:37.504	12	Richard FORD	b	15:56:53.457	3:43.875	171	Dave WALSH	b	16:00:38.766	3:41.833
12	Richard FORD	b	15:53:09.582	3:41.228	171	Dave WALSH	b	15:56:56.933	3:42.010	83	Andy McALLISTER	c	16:00:43.042	3:34.139
42	Brian LOUGHLIN	b	15:53:09.988	3:41.634	31	Robert CAIRNS	b	15:57:02.908	3:45.897	31	Robert CAIRNS	b	16:00:49.990	3:47.082
171	Dave WALSH	b	15:53:14.923	3:46.569	800	Gordon CLARK	b	15:57:03.184	3:46.944	800	Gordon CLARK	b	16:00:52.355	3:49.171
800	Gordon CLARK	b	15:53:16.240	3:47.886	83	Andy McALLISTER	c	15:57:08.903	3:35.517	122	Chris MEYER	a	16:00:54.160	4:35.366
31	Robert CAIRNS	b	15:53:17.011	3:48.657	32	Aaron BOYD	b	15:57:13.149	3:52.642	32	Aaron BOYD	b	16:01:07.086	3:53.937
32	Aaron BOYD	b	15:53:20.507	3:52.153	91	Des BUTLER	c	15:57:22.707	3:42.645	91	Des BUTLER	c	16:01:07.362	3:44.655
83	Andy McALLISTER	c	15:53:33.386	3:33.432	5	R J WOOLSEY	c	15:57:34.243	3:49.820	5	R J WOOLSEY	c	16:01:25.128	3:50.885
91	Des BUTLER	c	15:53:40.062	3:40.108	57	Yvonne MONTGOMERY	c	15:57:46.679	3:53.676	57	Yvonne MONTGOMERY	c	16:01:42.381	3:55.702
5	R J WOOLSEY	c	15:53:44.423	3:44.469	63	Ian THOMPSON (R)	c	15:58:08.494	3:59.674	63	Ian THOMPSON (R)	c	16:02:07.385	3:58.891
57	Yvonne MONTGOMERY	c	15:53:53.003	3:53.049	16	Roy BEATTIE	c	15:58:27.607	4:15.291	16	Roy BEATTIE	c	16:02:42.574	4:14.967
63	Ian THOMPSON (R)	c	15:54:08.820	4:08.866										
16	Roy BEATTIE	c	15:54:12.316	4:12.362										

4				
No	Name	Gp	Time of Day	Lap Time
18	Paul ROBINSON	a	16:02:32.362	3:24.500
127	Joseph LOUGHLIN	a	16:02:32.603	3:20.601

**ROAD RACE - IRISH LIGHTWEIGHT SUPERSPORT**

2018

						#1
Pos	No.	Name	Total	Diff	Gap	R1
1	59	Darryl TWEED	25	0	0	25
2	316	Stephen MORRISON	20	5	5	20
3	4	Vic ALLAN	16	9	4	16
4	51	Rad HUGHES	13	12	3	13
5	199	Lloyd COLLINS	11	14	2	11
6	42	Brian LOUGHLIN	10	15	1	10
7	171	Dave WALSH	9	16	1	9
8	31	Robert CAIRNS	8	17	1	8
9	800	Gordon CLARK	7	18	1	7
10	5	R J WOOLSEY	6	19	1	6
11	32	Aaron BOYD	5	20	1	5
12	57	Yvonne MONTGOMERY	4	21	1	4
13	16	Roy BEATTIE	3	22	1	3

**Event Legend**

#1 04/05/2018 AROUND A POUND TANDRAGEE 100

Championship Standings of ROAD RACE - IRISH MOTO 3 (125GP)

Printed:: 05/05/2018 16:14:39

**ROAD RACE - IRISH MOTO 3 (125GP)**

2018

						#1	#2
Pos	No.	Name	Total	Diff	Gap	R1	R1
1	18	Paul ROBINSON	41	0	0	16	25
2	127	Joseph LOUGHLIN	31	10	10	11	20
3	6	Derek McGEE	25	16	6	25	x
4	86	Nigel MOORE	25	16	0	9	16
5	56	Adam McLEAN	20	21	5	20	x
6	74	Jamie O'BRIEN	15	26	5	4	11
7	14	Jack SANDS	14	27	1	5	9
8	122	Chris MEYER	14	27	0	7	7
9	22	Paul JORDAN	13	28	1	13	x
10	130	Melissa KENNEDY	13	28	0	x	13
11	7	Sarah BOYES	13	28	0	3	10
12	17	Christopher EDER	10	31	3	10	x
13	69	Ronnie SCOTT	9	32	1	1	8
14	88	Jim HIND	8	33	1	8	x
15	29	Gary JORDAN	6	35	2	6	x
16	94	Andrew JACKSON	2	39	4	2	x

**Event Legend**

#1 27/04/2018 KDM HIRE COOKSTOWN 100

#2 04/05/2018 AROUND A POUND TANDRAGEE 100

**ROAD RACE - ULSTER LIGHTWEIGHT SUPERSPORT**

2018

					#1	
Pos	No.	Name	Total	Diff	Gap	R1
1	59	Darryl TWEED	25	0	0	25
2	316	Stephen MORRISON	20	5	5	20
3	4	Vic ALLAN	16	9	4	16
4	51	Rad HUGHES	13	12	3	13
5	199	Lloyd COLLINS	11	14	2	11
6	42	Brian LOUGHLIN	10	15	1	10
7	171	Dave WALSH	9	16	1	9
8	31	Robert CAIRNS	8	17	1	8
9	800	Gordon CLARK	7	18	1	7
10	5	R J WOOLSEY	6	19	1	6
11	32	Aaron BOYD	5	20	1	5
12	57	Yvonne MONTGOMERY	4	21	1	4
13	16	Roy BEATTIE	3	22	1	3

**Event Legend**

#1 04/05/2018 AROUND A POUND TANDRAGEE 100

Championship Standings of ROAD RACE - ULSTER MOTO 3 (125GP)

Printed:: 05/05/2018 16:15:13

**ROAD RACE - ULSTER MOTO 3 (125GP)**

2018

					#1	#2	
Pos	No.	Name	Total	Diff	Gap	R1	R1
1	18	Paul ROBINSON	41	0	0	16	25
2	127	Joseph LOUGHLIN	31	10	10	11	20
3	6	Derek McGEE	25	16	6	25	x
4	86	Nigel MOORE	25	16	0	9	16
5	56	Adam McLEAN	20	21	5	20	x
6	74	Jamie O'BRIEN	15	26	5	4	11
7	14	Jack SANDS	14	27	1	5	9
8	122	Chris MEYER	14	27	0	7	7
9	22	Paul JORDAN	13	28	1	13	x
10	130	Melissa KENNEDY	13	28	0	x	13
11	7	Sarah BOYES	13	28	0	3	10
12	17	Christopher EDER	10	31	3	10	x
13	69	Ronnie SCOTT	9	32	1	1	8
14	88	Jim HIND	8	33	1	8	x
15	29	Gary JORDAN	6	35	2	6	x
16	94	Andrew JACKSON	2	39	4	2	x

**Event Legend**

#1 27/04/2018 KDM HIRE COOKSTOWN 100

#2 04/05/2018 AROUND A POUND TANDRAGEE 100