

Around A Pound

TANDRAGEE 100

Friday 4th & Saturday 5th May 2018

promoted by North Armagh MC & CC

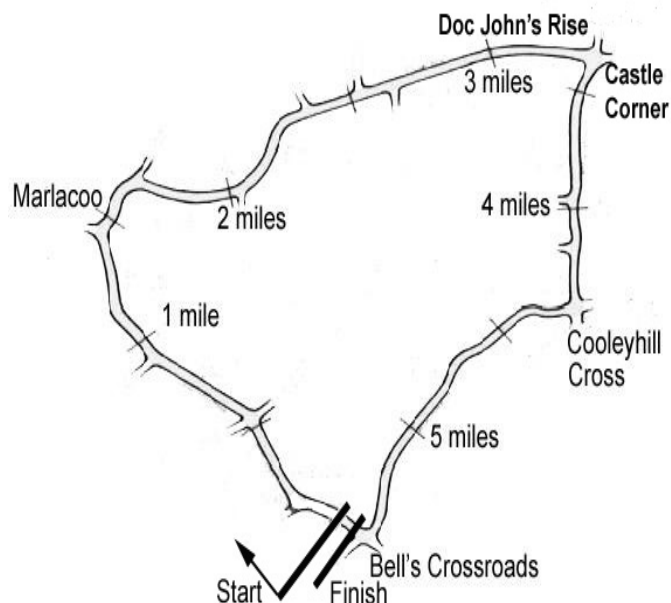
www.tandragee100.co.uk



Armagh City
Banbridge
& Craigavon
Borough Council



Tandragee Circuit 5.34375 miles



LAP RECORDS

Class	Rider	Machine	m	s	mph	Year
125cc	Robert Dunlop	Honda	3	19.38	96.487	1999
Moto 3	Sam Wilson	Honda 250	3	31.478	90.967	2017
250cc	Phillip McCallen	Honda	3	10.0	101.25	1991
Lightweight Supersport	Michael Sweeney	Yamaha 400	3	18.250	97.037	2016
Supertwin	Ryan Farquhar	Kawasaki	3	05.522	103.694	2016
Supersport	Michael Dunlop	Yamaha	2	57.522	108.367	2011
Superbike	Michael Dunlop	Kawasaki	2	56.012	109.297	2011
Senior Support	Joe Newbould	Kawasaki 600	3	08.944	101.816	2016
Junior Support	Joseph Loughlin	Kawasaki 650	3	13.352	99.495	2017
Classic 1000cc	Stewart Parkhill	BSA 750	3	29.69	91.74	1996
Classic 500cc	Bob Jackson	Norton	3	27.03	92.921	1998
Classic 350cc	Colin Rodgers	Honda	3	38.59	88.007	1999
Classic 250cc	Gary Long	Suzuki	3	42.23	86.566	1997
Forgotten Era	Anthony McColgan	Bimota 750	3	26.882	92.988	2016

MOST WINS at TANDRAGEE 100

Ryan Farquhar	20	1996-16	(450-5, STWN-4, SSP-2, SBK-6, SJUN-1, C500-2)
Joey Dunlop	18	1971-00	(125-3, 200 HC-1, 250-2, 350-3, 500-1, SSP-1, SBK-7)
Brian Reid	14	1980-94	(125-1, 250-3, 350-4, 500-1, SSP-3, SBK-2)
Michael Dunlop	11	2006-13	(125-1, 250-2, SSP-3, SBK-4, SJUN-1)
Ray McCullough	10	1971-82	(250-7, 350-2, 500-1)
Phillip McCallen	9	1988-99	(125-1, 250-3, SSP-1, SBK-4)
William Dunlop	9	2008-16	(125-1, 250-4, SSP-3, SBK-1)
Sam McClements	8	1981-89	(SBK-5, C500-3)
Robert Dunlop	7	1985-06	(125-7)

MOST WINS AT ALL IRISH ROAD RACE MEETINGS (after Cookstown 100 2018)

Ryan Farquhar	211	1995-16
Joey Dunlop	156	1971-00
Robert Dunlop	135	1980-08
William Dunlop	119	2005-17
Ray McCullough	109	1960-82
Phillip McCallen	109	1987-99
Michael Dunlop	102	2006-18
Brian Reid	78	1980-94
Darran Lindsay	74	1999-06
James Courtney	66	1992-99

AROUND A POUND TANDRAGEE 1000

JUNIOR SUPPORT

Qualifying


Friday, 04 May 2018



Pos	Class	No	Name	Machine / Sponsor	----- Best Lap -----				Laps
					Time	Behind	Speed	On	
Qualifying Classification									
1	SJUN	136	Wayne SHEEHAN	Kawasaki 650 - FAB Repairs	3:25.314		93.698	7	7
2	SJUN	75	Barry SHEEHAN	Kawasaki 650 - Game On	3:28.106	2.792	92.441	7	7
3	SJUN	5	R J WOOLSEY	Kawasaki 650	3:29.246	3.932	91.937	6	7
4	SJUN	41	Michael NAGLE	Kawasaki 650 - DF Racing	3:30.387	5.073	91.439	7	7
5	SJUN	316	Stephen MORRISON	Kawasaki 400 - NAB Racing	3:31.280	5.966	91.052	7	7
6	SJUN	11	John CAHILL	Suzuki 650	3:31.644	6.330	90.896	6	7
7	SJUN	8	Darryl ANDERSON	Kawasaki 400 - Shay D Racing	3:33.270	7.956	90.203	7	7
8	SJUN	4	Vic ALLAN	Kawasaki 400	3:33.439	8.125	90.131	7	7
9	SJUN	10	Liam CHAWKE	Kawasaki 650	3:33.907	8.593	89.934	6	7
10	SJUN	31	Robert CAIRNS	Kawasaki 650	3:34.325	9.011	89.759	7	7
11	SJUN	118	Tommy HEAPHY	Suzuki 650	3:35.558	10.244	89.245	3	7
12	SJUN	111	Noel SMITH	Kawasaki 650	3:35.910	10.596	89.100	7	7
13	SJUN	67	Gavin BROWN	Kawasaki 650	3:36.902	11.588	88.692	7	7
14	SJUN	160	Ben PLANT	Kawasaki 650	3:37.353	12.039	88.508	3	4
15	SJUN	124	Thomas WHITMORE	Suzuki 650	3:37.591	12.277	88.411	7	7
16	SJUN	37	Thomas MOLLOY	Suzuki 650 - Gem Workshop	3:37.748	12.434	88.348	6	6
17	SJUN	751	John PEMBERTON	Suzuki 650	3:38.028	12.714	88.234	6	7
18	SJUN	42	Brian LOUGHLIN	Suzuki 650 - G2-Tech	3:38.674	13.360	87.973	7	7
19	SJUN	74	Jamie O'BRIEN	Aprilia 450 - TTS Exports	3:41.503	16.189	86.850	7	7
20	SJUN	51	Rad HUGHES	Kawasaki 400	3:44.282	18.968	85.774	7	7
21	SJUN	18	Malcolm LOVE	Honda 250 - CB Racing	3:45.847	20.533	85.179	3	3
22	SJUN	7	Sarah BOYES	Kawasaki 650	3:47.822	22.508	84.441	7	7
23	SJUN	179	Keith CLARKE	Suzuki 650	3:47.934	22.620	84.399	3	4
24	SJUN	38	Ken RUDDY	Kawasaki 400	3:48.358	23.044	84.243	7	7
25	SJUN	40	Michael HOEY	Kawasaki 400	3:48.691	23.377	84.120	7	7
26	SJUN	46	Mark JOHNSON	Kawasaki 650 - MJ Racing	3:48.844	23.530	84.064	7	7
27	SJUN	800	Gordon CLARK	Kawasaki 400	3:52.494	27.180	82.744	7	7
28	SJUN	94	Andrew JACKSON	Yamaha 250	3:52.603	27.289	82.705	3	5
29	SJUN	130	Nigel McAULEY	Kawasaki 650	3:54.626	29.312	81.992	6	6
30	SJUN	6	Stephen DAVISON	KTM 450	3:54.806	29.492	81.929	2	2
31	SJUN	36	James COTTRELL	Suzuki 650 - DRRSC	3:55.267	29.953	81.769	3	7
32	SJUN	122	Chris MEYER	Honda 250	4:01.373	36.059	79.700	5	6
33	SJUN	57	Yvonne MONTGOMERY	Kawasaki 400	4:01.589	36.275	79.629	5	6
34	SJUN	30	David GRAHAM	Kawasaki 400 - Patch Racing	4:06.676	41.362	77.987	2	3
35	SJUN	43	Jason CASSELLS	Kawasaki 650	4:24.142	58.828	72.830	1	1
36	SJUN	777	Shaun WYNNE	Kawasaki 650 - SMW Racing	4:24.714	59.400	72.673	1	1

Provisional result to be confirmed by the Stewards of the Meeting subject to completion of technical inspections & the time limit for protests

Page 1 / 1

Circuit	Tandragee	Signed		Organising Club	North Armagh MC&CC
Length(miles)	5.3438	Lap 1 (5.2368)	Chief Timekeeper	Qualifying Started	16:29
Weather	Bright	Issued At:	17:28		
Track	Dry				

AROUND A POUND TANDRAGEE 1000

JUNIOR SUPPORT

Qualifying

Friday, 04 May 2018

DETAILED RESULT



Qualifying Classification

Position

1 136 Wayne SHEEHAN

SJUN		Behind			
Best Time	3:25.314	Best Speed	93.698	On	7 Gp
Lap	Elapsed Time	Lap Time	Lap Speed		
1	3:55.914	3:55.914	79.912		
2	7:24.264	3:28.350	92.333		
3	10:51.741	3:27.477	92.721		
4	31:15.559	20:23.818	15.719		
5	43:09.056	11:53.497	26.962		
6	46:36.410	3:27.354	92.776		
7	50:01.724	3:25.314	93.698		

2 75 Barry SHEEHAN

SJUN		Behind			
Best Time	3:28.106	Best Speed	92.441	On	7 Gp
Lap	Elapsed Time	Lap Time	Lap Speed		
1	3:57.821	3:57.821	79.271		
2	7:29.353	3:31.532	90.944		
3	10:59.778	3:30.425	91.422		
4	31:46.973	20:47.195	15.425		
5	43:14.220	11:27.247	27.992		
6	46:43.425	3:29.205	91.955		
7	50:11.531	3:28.106	92.441		

3 5 R J WOOLSEY

SJUN		Behind			
Best Time	3:29.246	Best Speed	91.937	On	6 Gp
Lap	Elapsed Time	Lap Time	Lap Speed		
1	4:05.599	4:05.599	76.760		
2	7:38.904	3:33.305	90.188		
3	11:11.050	3:32.146	90.680		
4	31:35.235	20:24.185	15.715		
5	43:19.509	11:44.274	27.315		
6	46:48.755	3:29.246	91.937		
7	50:18.557	3:29.802	91.694		

4 41 Michael NAGLE

SJUN		Behind			
Best Time	3:30.387	Best Speed	91.439	On	7 Gp
Lap	Elapsed Time	Lap Time	Lap Speed		
1	4:13.075	4:13.075	74.493		
2	7:50.174	3:37.099	88.612		
3	11:24.124	3:33.950	89.916		
4	31:16.608	19:52.484	16.132		
5	43:18.600	12:01.992	26.645		
6	46:53.309	3:34.709	89.598		
7	50:23.696	3:30.387	91.439		

Qualifying Classification

Position

5 316 Stephen MORRISON

SJUN		Behind			
Best Time	3:31.280	Best Speed	91.052	On	7 Gp
Lap	Elapsed Time	Lap Time	Lap Speed		
1	5:48.530	5:48.530	54.091		
2	9:27.720	3:39.190	87.766		
3	13:05.194	3:37.474	88.459		
4	31:51.929	18:46.735	17.074		
5	44:42.224	12:50.295	24.974		
6	48:17.031	3:34.807	89.557		
7	51:48.311	3:31.280	91.052		

6 11 John CAHILL

SJUN		Behind			
Best Time	3:31.644	Best Speed	90.896	On	6 Gp
Lap	Elapsed Time	Lap Time	Lap Speed		
1	4:40.336	4:40.336	67.249		
2	8:18.223	3:37.887	88.291		
3	11:55.312	3:37.089	88.616		
4	31:20.602	19:25.290	16.509		
5	43:32.518	12:11.916	26.284		
6	47:04.162	3:31.644	90.896		
7	50:39.037	3:34.875	89.529		

7 8 Darryl ANDERSON

SJUN		Behind			
Best Time	3:33.270	Best Speed	90.203	On	7 Gp
Lap	Elapsed Time	Lap Time	Lap Speed		
1	4:58.162	4:58.162	63.228		
2	8:41.497	3:43.335	86.137		
3	12:21.374	3:39.877	87.492		
4	31:21.880	19:00.506	16.868		
5	43:27.641	12:05.761	26.507		
6	47:02.395	3:34.754	89.579		
7	50:35.665	3:33.270	90.203		

8 4 Vic ALLAN

SJUN		Behind			
Best Time	3:33.439	Best Speed	90.131	On	7 Gp
Lap	Elapsed Time	Lap Time	Lap Speed		
1	5:01.358	5:01.358	62.558		
2	8:49.096	3:47.738	84.472		
3	12:28.729	3:39.633	87.589		
4	31:27.090	18:58.361	16.899		
5	43:41.106	12:14.016	26.209		
6	47:18.627	3:37.521	88.440		
7	50:52.066	3:33.439	90.131		

AROUND A POUND TANDRAGEE 1000

JUNIOR SUPPORT

Qualifying

Friday, 04 May 2018

DETAILED RESULT



Qualifying Classification

Position

9

10 Liam CHAWKE

SJUN Behind **8.593**

Best Time **3:33.907** Best Speed **89.934** On **6** Gp

Lap	Elapsed Time	Lap Time	Lap Speed
1	4:11.828	4:11.828	74.862
2	7:48.819	3:36.991	88.656
3	11:23.781	3:34.962	89.493
4	31:18.448	19:54.667	16.103
5	43:27.223	12:08.775	26.397
6	47:01.130	3:33.907	89.934
7	50:35.360	3:34.230	89.798

Qualifying Classification

Position

13

67 Gavin BROWN

SJUN Behind **11.588**

Best Time **3:36.902** Best Speed **88.692** On **7** Gp

Lap	Elapsed Time	Lap Time	Lap Speed
1	5:36.246	5:36.246	56.067
2	9:26.266	3:50.020	83.634
3	13:11.167	3:44.901	85.538
4	31:24.239	18:13.072	17.599
5	43:40.066	12:15.827	26.144
6	47:18.310	3:38.244	88.147
7	50:55.212	3:36.902	88.692

10

31 Robert CAIRNS

SJUN Behind **9.011**

Best Time **3:34.325** Best Speed **89.759** On **7** Gp

Lap	Elapsed Time	Lap Time	Lap Speed
1	4:53.145	4:53.145	64.310
2	8:40.124	3:46.979	84.755
3	12:22.267	3:42.143	86.600
4	31:28.937	19:06.670	16.777
5	43:27.942	11:59.005	26.756
6	47:03.703	3:35.761	89.161
7	50:38.028	3:34.325	89.759

14

160 Ben PLANT

SJUN Behind **12.039**

Best Time **3:37.353** Best Speed **88.508** On **3** Gp

Lap	Elapsed Time	Lap Time	Lap Speed
1	5:06.487	5:06.487	61.511
2	8:54.850	3:48.363	84.241
3	12:32.203	3:37.353	88.508
4	31:20.009	18:47.806	17.057

15

124 Thomas WHITMORE

SJUN Behind **12.277**

Best Time **3:37.591** Best Speed **88.411** On **7** Gp

Lap	Elapsed Time	Lap Time	Lap Speed
1	4:31.766	4:31.766	69.370
2	8:18.607	3:46.841	84.806
3	12:00.685	3:42.078	86.625
4	31:28.027	19:27.342	16.480
5	43:53.965	12:25.938	25.790
6	47:36.684	3:42.719	86.376
7	51:14.275	3:37.591	88.411

11

118 Tommy HEAPHY

SJUN Behind **10.244**

Best Time **3:35.558** Best Speed **89.245** On **3** Gp

Lap	Elapsed Time	Lap Time	Lap Speed
1	4:32.346	4:32.346	69.222
2	8:14.655	3:42.309	86.535
3	11:50.213	3:35.558	89.245
4	31:31.380	19:41.167	16.287
5	43:51.527	12:20.147	25.991
6	47:31.391	3:39.864	87.497
7	51:08.107	3:36.716	88.768

16

37 Thomas MOLLOY

SJUN Behind **12.434**

Best Time **3:37.748** Best Speed **88.348** On **6** Gp

Lap	Elapsed Time	Lap Time	Lap Speed
1	5:55.123	5:55.123	53.087
2	9:44.585	3:49.462	83.837
3	13:37.665	3:53.080	82.536
4	44:10.334	30:32.669	10.497
5	47:51.502	3:41.168	86.981
6	51:29.250	3:37.748	88.348

12

111 Noel SMITH

SJUN Behind **10.596**

Best Time **3:35.910** Best Speed **89.100** On **7** Gp

Lap	Elapsed Time	Lap Time	Lap Speed
1	4:29.302	4:29.302	70.004
2	8:17.872	3:48.570	84.165
3	12:00.055	3:42.183	86.584
4	31:30.067	19:30.012	16.442
5	43:56.656	12:26.589	25.767
6	47:38.976	3:42.320	86.531
7	51:14.886	3:35.910	89.100

AROUND A POUND TANDRAGEE 1000

JUNIOR SUPPORT

Qualifying

Friday, 04 May 2018

DETAILED RESULT



Qualifying Classification

Position

17 751 John PEMBERTON

SJUN Behind **12.714**

Best Time **3:38.028** Best Speed **88.234** On **6** Gp

Lap	Elapsed Time	Lap Time	Lap Speed
1	5:04.676	5:04.676	61.877
2	9:02.760	3:58.084	80.801
3	12:47.598	3:44.838	85.562
4	31:33.421	18:45.823	17.087
5	44:11.330	12:37.909	25.382
6	47:49.358	3:38.028	88.234
7	51:27.701	3:38.343	88.107

18 42 Brian LOUGHLIN

SJUN Behind **13.360**

Best Time **3:38.674** Best Speed **87.973** On **7** Gp

Lap	Elapsed Time	Lap Time	Lap Speed
1	4:23.781	4:23.781	71.470
2	8:08.413	3:44.632	85.640
3	11:49.407	3:40.994	87.050
4	31:36.975	19:47.568	16.199
5	44:22.269	12:45.294	25.137
6	48:05.958	3:43.689	86.001
7	51:44.632	3:38.674	87.973

19 74 Jamie O'BRIEN

SJUN Behind **16.189**

Best Time **3:41.503** Best Speed **86.850** On **7** Gp

Lap	Elapsed Time	Lap Time	Lap Speed
1	5:04.227	5:04.227	61.968
2	8:57.683	3:53.456	82.403
3	12:47.403	3:49.720	83.743
4	31:14.425	18:27.022	17.378
5	43:38.702	12:24.277	25.847
6	47:22.602	3:43.900	85.920
7	51:04.105	3:41.503	86.850

20 51 Rad HUGHES

SJUN Behind **18.968**

Best Time **3:44.282** Best Speed **85.774** On **7** Gp

Lap	Elapsed Time	Lap Time	Lap Speed
1	5:26.199	5:26.199	57.794
2	9:19.399	3:53.200	82.494
3	13:10.858	3:51.459	83.114
4	31:37.799	18:26.941	17.379
5	44:16.987	12:39.188	25.340
6	48:05.531	3:48.544	84.174
7	51:49.813	3:44.282	85.774

Qualifying Classification

Position

21 18 Malcolm LOVE

SJUN Behind **20.533**

Best Time **3:45.847** Best Speed **85.179** On **3** Gp

Lap	Elapsed Time	Lap Time	Lap Speed
1	4:54.175	4:54.175	64.085
2	8:43.630	3:49.455	83.840
3	12:29.477	3:45.847	85.179

22 7 Sarah BOYES

SJUN Behind **22.508**

Best Time **3:47.822** Best Speed **84.441** On **7** Gp

Lap	Elapsed Time	Lap Time	Lap Speed
1	5:15.899	5:15.899	59.678
2	9:14.396	3:58.497	80.661
3	13:09.448	3:55.052	81.844
4	31:25.792	18:16.344	17.547
5	44:32.080	13:06.288	24.466
6	48:22.570	3:50.490	83.463
7	52:10.392	3:47.822	84.441

23 179 Keith CLARKE

SJUN Behind **22.620**

Best Time **3:47.934** Best Speed **84.399** On **3** Gp

Lap	Elapsed Time	Lap Time	Lap Speed
1	5:08.941	5:08.941	61.022
2	9:00.426	3:51.485	83.105
3	12:48.360	3:47.934	84.399
4	31:32.218	18:43.858	17.117

24 38 Ken RUDDY

SJUN Behind **23.044**

Best Time **3:48.358** Best Speed **84.243** On **7** Gp

Lap	Elapsed Time	Lap Time	Lap Speed
1	4:43.556	4:43.556	66.485
2	8:39.771	3:56.215	81.441
3	12:29.096	3:49.325	83.887
4	31:22.814	18:53.718	16.969
5	43:48.199	12:25.385	25.809
6	47:38.708	3:50.509	83.457
7	51:27.066	3:48.358	84.243

AROUND A POUND TANDRAGEE 1000

JUNIOR SUPPORT

Qualifying

Friday, 04 May 2018

DETAILED RESULT



Qualifying Classification

Position

25 40 Michael HOEY

SJUN Behind 23.377

Best Time 3:48.691 Best Speed 84.120 On 7 Gp

Lap	Elapsed Time	Lap Time	Lap Speed
1	5:00.345	5:00.345	62.769
2	9:02.406	4:02.061	79.474
3	12:55.139	3:52.733	82.659
4	31:39.094	18:43.955	17.116
5	44:33.533	12:54.439	24.841
6	48:30.646	3:57.113	81.132
7	52:19.337	3:48.691	84.120

26 46 Mark JOHNSON

SJUN Behind 23.530

Best Time 3:48.844 Best Speed 84.064 On 7 Gp

Lap	Elapsed Time	Lap Time	Lap Speed
1	5:18.304	5:18.304	59.227
2	9:15.283	3:56.979	81.178
3	13:09.965	3:54.682	81.973
4	31:39.592	18:29.627	17.337
5	44:17.665	12:38.073	25.377
6	48:13.720	3:56.055	81.496
7	52:02.564	3:48.844	84.064

27 800 Gordon CLARK

SJUN Behind 27.180

Best Time 3:52.494 Best Speed 82.744 On 7 Gp

Lap	Elapsed Time	Lap Time	Lap Speed
1	5:02.518	5:02.518	62.318
2	9:04.200	4:01.682	79.598
3	12:57.944	3:53.744	82.302
4	31:35.573	18:37.629	17.213
5	44:23.462	12:47.889	25.052
6	48:21.004	3:57.542	80.986
7	52:13.498	3:52.494	82.744

28 94 Andrew JACKSON

SJUN Behind 27.289

Best Time 3:52.603 Best Speed 82.705 On 3 Gp

Lap	Elapsed Time	Lap Time	Lap Speed
1	5:42.250	5:42.250	55.083
2	9:39.998	3:57.748	80.916
3	13:32.601	3:52.603	82.705
4	31:28.888	17:56.287	17.874
5	43:58.244	12:29.356	25.672

Qualifying Classification

Position

29 130 Nigel McAULEY

SJUN Behind 29.312

Best Time 3:54.626 Best Speed 81.992 On 6 Gp

Lap	Elapsed Time	Lap Time	Lap Speed
1	5:37.878	5:37.878	55.796
2	9:48.744	4:10.866	76.684
3	13:59.640	4:10.896	76.675
4	44:14.272	30:14.632	10.601
5	48:14.952	4:00.680	79.930
6	52:09.578	3:54.626	81.992

30 6 Stephen DAVISON

SJUN Behind 29.492

Best Time 3:54.806 Best Speed 81.929 On 2 Gp

Lap	Elapsed Time	Lap Time	Lap Speed
1	5:50.066	5:50.066	53.854
2	9:44.872	3:54.806	81.929

31 36 James COTTRELL

SJUN Behind 29.953

Best Time 3:55.267 Best Speed 81.769 On 3 Gp

Lap	Elapsed Time	Lap Time	Lap Speed
1	5:38.008	5:38.008	55.775
2	9:35.401	3:57.393	81.037
3	13:30.668	3:55.267	81.769
4	31:49.424	18:18.756	17.508
5	44:35.024	12:45.600	25.127
6	48:33.754	3:58.730	80.583
7	52:32.899	3:59.145	80.443

32 122 Chris MEYER

SJUN Behind 36.059

Best Time 4:01.373 Best Speed 79.700 On 5 Gp

Lap	Elapsed Time	Lap Time	Lap Speed
1	5:37.366	5:37.366	55.881
2	9:42.155	4:04.789	78.588
3	13:56.851	4:14.696	75.531
4	44:31.740	30:34.889	10.484
5	48:33.113	4:01.373	79.700
6	52:34.631	4:01.518	79.652

AROUND A POUND TANDRAGEE 1000

JUNIOR SUPPORT

Qualifying

Friday, 04 May 2018

DETAILED RESULT



Qualifying Classification

Position

33 57 Yvonne MONTGOMERY

SJUN Behind **36.275**

Best Time **4:01.589** Best Speed **79.629** On **5** Gp

Lap	Elapsed Time	Lap Time	Lap Speed
1	5:55.388	5:55.388	53.047
2	10:05.006	4:09.618	77.068
3	16:14.036	6:09.030	52.130
4	44:19.246	28:05.210	11.415
5	48:20.835	4:01.589	79.629
6	52:23.064	4:02.229	79.419

34 30 David GRAHAM

SJUN Behind **41.362**

Best Time **4:06.676** Best Speed **77.987** On **2** Gp

Lap	Elapsed Time	Lap Time	Lap Speed
1	6:02.827	6:02.827	51.959
2	10:09.503	4:06.676	77.987
3	15:55.764	5:46.261	55.558

35 43 Jason CASSELLS

SJUN Behind **58.828**

Best Time **4:24.142** Best Speed **72.830** On **1** Gp

Lap	Elapsed Time	Lap Time	Lap Speed
1	4:24.142	4:24.142	71.372

36 777 Shaun WYNNE

SJUN Behind **59.400**

Best Time **4:24.714** Best Speed **72.673** On **1** Gp

Lap	Elapsed Time	Lap Time	Lap Speed
1	4:24.714	4:24.714	71.218

AROUND A POUND TANDRAGEE 100

JUNIOR SUPPORT

Tandragee 5.344 miles

R2: Principle Insurance Junior Support


05/05/2018 11:45

Race (5 Laps)

RACE 2 - JUNIOR SUPPORT Page 1 of 2

14		130		36	
		A		B	
13	46		800		94
	A		B		C
12		38		40	
		A		B	
11	18		7		179
	A		B		C
10		74		51	
		A		B	
9	37		751		42
	A		B		C
8					
		A		B	
7	43				
	A		B		C
6		160		124	
		A		B	
5	118		111		67
	A		B		C
4		10		31	
		A		B	
3	11		8		4
	A		B		C
2		41		316	
		A		B	
1	136		75		5
	A		B		C

POLE POSITION



Promoted by North Armagh Motor Cycle and Car Club

Orbits

Provisional result to be confirmed by the Stewards of the Meeting subject to the completion of technical inspections and the time limit for protests
MCUI (Ulster Centre) Timing @ www.elaps-timing.com



AROUND A POUND TANDRAGEE 100

JUNIOR SUPPORT


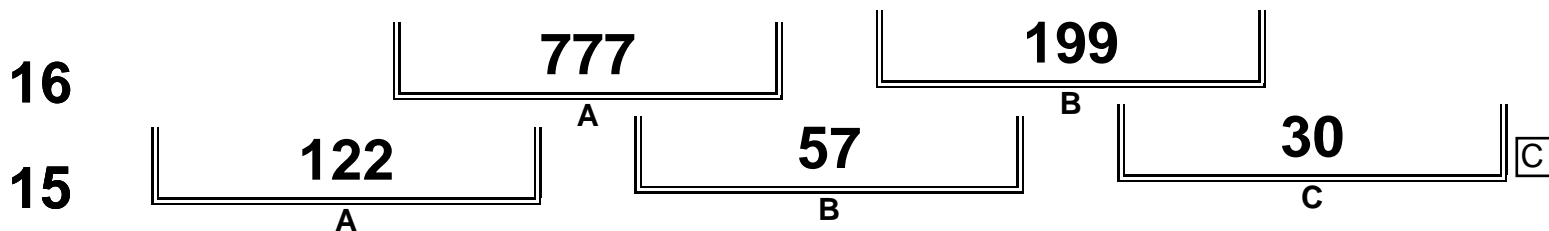
Tandragee 5.344 miles

R2: Principle Insurance Junior Support

05/05/2018 11:45

Race (5 Laps)

RACE 2 - JUNIOR SUPPORT Page 2 of 2



Promoted by North Armagh Motor Cycle and Car Club

Orbits

Provisional result to be confirmed by the Stewards of the Meeting subject to the completion of technical inspections and the time limit for protests
MCUI (Ulster Centre) Timing @ www.elaps-timing.com



AROUND A POUND TANDRAGEE 1000

JUNIOR SUPPORT

Race 2 - Principle Insurance Junior Support


Saturday, 05 May 2018



Pos	Class	No	Name	Machine / Sponsor	Gp	Lap	Total Time	Behind	Speed	-----Best Lap-----		
										Time	Speed	On
Race Classification												
1	SJUN	136	Wayne SHEEHAN	Kawasaki 650 - FAB Repairs	a	3	10:01.343		95.332	3:19.973	94.274	1
2	SJUN	75	Barry SHEEHAN	Kawasaki 650 - Game On	a	3	10:02.183	0.840	95.199	3:19.808	94.352	1
3	SJUN	316	Stephen MORRISON	Kawasaki 400 - NAB Racing	a	3	10:10.251	8.908	93.941	3:22.326	95.082	2
4	SJUN	10	Liam CHAWKE	Kawasaki 650	a	3	10:18.232	16.889	92.728	3:25.436	93.642	3
5	SJUN	8	Darryl ANDERSON	Kawasaki 400 - Shay D Racing	a	3	10:21.991	20.648	92.167	3:24.634	92.127	1
6	SJUN	31	Robert CAIRNS	Kawasaki 650	a	3	10:28.966	27.623	91.145	3:26.669	91.220	1
7	SJUN	51	Rad HUGHES	Kawasaki 400	b	3	10:34.784	33.441	90.310	3:31.941	90.768	3
8	SJUN	5	R J WOOLSEY	Kawasaki 650	a	3	10:43.305	41.962	89.114	3:32.844	88.573	1
9	SJUN	199	Lloyd COLLINS	Kawasaki 400	b	3	10:48.957	47.614	88.338	3:34.543	89.667	2
10	SJUN	11	John CAHILL	Suzuki 650	a	3	10:54.467	53.124	87.594	3:35.860	87.336	1
11	SJUN	37	Thomas MOLLOY	Suzuki 650 - Gem Workshop	b	3	10:56.543	55.200	87.317	3:39.189	87.767	2
12	SJUN	36	James COTTRELL	Suzuki 650 - DDRRSC	b	3	11:14.086	1:12.743	85.044	3:44.159	85.821	3
13	SJUN	122	Chris MEYER	Honda 250	b	3	11:14.665	1:13.322	84.972	3:43.925	85.910	3
14	SJUN	42	Brian LOUGHLIN	Suzuki 650 - G2-Tech	b	3	11:15.262	1:13.919	84.896	3:44.994	85.502	3
15	SJUN	46	Mark JOHNSON	Kawasaki 650 - MJ Racing	b	3	11:29.576	1:28.233	83.134	3:49.361	83.874	3
Fastest Lap												
	SJUN	75	Barry SHEEHAN	Kawasaki 650 - Game On						3:19.808	94.352	1

Provisional result to be confirmed by the Stewards of the Meeting subject to completion of technical inspections & the time limit for protests

Page 1 / 1

Circuit	Tandragee	Signed		Organising Club	North Armagh MC&CC
Length(miles)	5.3438	Lap 1 (5.2368)	Chief Timekeeper	Race Started	17:55
Weather	Sunny	Issued At:	18:09	Gp Time Diff - b	27.85
Track	Dry				

AROUND A POUND TANDRAGEE 1000

JUNIOR SUPPORT

Race 2 - Principle Insurance Junior Support

Saturday, 05 May 2018

DETAILED RESULT



Race Classification

1 136 Wayne SHEEHAN

Total Time **10:01.343** Avg Speed **95.332** Behind
Best Time **3:19.973** Best Speed **94.274** On 1 Gp a

Lap	Elapsed Time	Lap Time	Lap Speed
1	3:19.973	3:19.973	94.274
2	6:41.332	3:21.359	95.538
3	10:01.343	3:20.011	96.182

2 75 Barry SHEEHAN

Total Time **10:02.183** Avg Speed **95.199** Behind **0.840**
Best Time **3:19.808** Best Speed **94.352** On 1 Gp a

Lap	Elapsed Time	Lap Time	Lap Speed
1	3:19.808	3:19.808	94.352
2	6:42.209	3:22.401	95.046
3	10:02.183	3:19.974	96.200

3 316 Stephen MORRISON

Total Time **10:10.251** Avg Speed **93.941** Behind **8.908**
Best Time **3:22.326** Best Speed **95.082** On 2 Gp a

Lap	Elapsed Time	Lap Time	Lap Speed
1	3:22.513	3:22.513	93.092
2	6:44.839	3:22.326	95.082
3	10:10.251	3:25.412	93.653

4 10 Liam CHAWKE

Total Time **10:18.232** Avg Speed **92.728** Behind **16.889**
Best Time **3:25.436** Best Speed **93.642** On 3 Gp a

Lap	Elapsed Time	Lap Time	Lap Speed
1	3:26.383	3:26.383	91.346
2	6:52.796	3:26.413	93.199
3	10:18.232	3:25.436	93.642

5 8 Darryl ANDERSON

Total Time **10:21.991** Avg Speed **92.167** Behind **20.648**
Best Time **3:24.634** Best Speed **92.127** On 1 Gp a

Lap	Elapsed Time	Lap Time	Lap Speed
1	3:24.634	3:24.634	92.127
2	6:50.646	3:26.012	93.380
3	10:21.991	3:31.345	91.024

Race Classification

6 31 Robert CAIRNS

Total Time **10:28.966** Avg Speed **91.145** Behind **27.623**
Best Time **3:26.669** Best Speed **91.220** On 1 Gp a

Lap	Elapsed Time	Lap Time	Lap Speed
1	3:26.669	3:26.669	91.220
2	6:57.262	3:30.593	91.349
3	10:28.966	3:31.704	90.870

7 51 Rad HUGHES

Total Time **10:34.784** Avg Speed **90.310** Behind **33.441**
Best Time **3:31.941** Best Speed **90.768** On 3 Gp b

Lap	Elapsed Time	Lap Time	Lap Speed
1	3:30.043	3:30.043	89.754
2	7:02.843	3:32.800	90.402
3	10:34.784	3:31.941	90.768

8 5 R J WOOLSEY

Total Time **10:43.305** Avg Speed **89.114** Behind **41.962**
Best Time **3:32.844** Best Speed **88.573** On 1 Gp a

Lap	Elapsed Time	Lap Time	Lap Speed
1	3:32.844	3:32.844	88.573
2	7:06.521	3:33.677	90.031
3	10:43.305	3:36.784	88.740

9 199 Lloyd COLLINS

Total Time **10:48.957** Avg Speed **88.338** Behind **47.614**
Best Time **3:34.543** Best Speed **89.667** On 2 Gp b

Lap	Elapsed Time	Lap Time	Lap Speed
1	3:38.004	3:38.004	86.477
2	7:12.547	3:34.543	89.667
3	10:48.957	3:36.410	88.894

10 11 John CAHILL

Total Time **10:54.467** Avg Speed **87.594** Behind **53.124**
Best Time **3:35.860** Best Speed **87.336** On 1 Gp a

Lap	Elapsed Time	Lap Time	Lap Speed
1	3:35.860	3:35.860	87.336
2	7:14.663	3:38.803	87.922
3	10:54.467	3:39.804	87.521

AROUND A POUND TANDRAGEE 1000

JUNIOR SUPPORT

Race 2 - Principle Insurance Junior Support

Saturday, 05 May 2018

DETAILED RESULT



Race Classification

11 37 Thomas MOLLOY

Total Time **10:56.543** Avg Speed **87.317** Behind **55.200**

Best Time **3:39.189** Best Speed **87.767** On **2** Gp **b**

Lap	Elapsed Time	Lap Time	Lap Speed
1	3:37.252	3:37.252	86.776
2	7:16.441	3:39.189	87.767
3	10:56.543	3:40.102	87.403

12 36 James COTTRELL

Total Time **11:14.086** Avg Speed **85.044** Behind **1:12.743**

Best Time **3:44.159** Best Speed **85.821** On **3** Gp **b**

Lap	Elapsed Time	Lap Time	Lap Speed
1	3:43.133	3:43.133	84.489
2	7:29.927	3:46.794	84.824
3	11:14.086	3:44.159	85.821

13 122 Chris MEYER

Total Time **11:14.665** Avg Speed **84.972** Behind **1:13.322**

Best Time **3:43.925** Best Speed **85.910** On **3** Gp **b**

Lap	Elapsed Time	Lap Time	Lap Speed
1	3:45.844	3:45.844	83.475
2	7:30.740	3:44.896	85.540
3	11:14.665	3:43.925	85.910

14 42 Brian LOUGHLIN

Total Time **11:15.262** Avg Speed **84.896** Behind **1:13.919**

Best Time **3:44.994** Best Speed **85.502** On **3** Gp **b**

Lap	Elapsed Time	Lap Time	Lap Speed
1	3:43.948	3:43.948	84.182
2	7:30.268	3:46.320	85.001
3	11:15.262	3:44.994	85.502

15 46 Mark JOHNSON

Total Time **11:29.576** Avg Speed **83.134** Behind **1:28.233**

Best Time **3:49.361** Best Speed **83.874** On **3** Gp **b**

Lap	Elapsed Time	Lap Time	Lap Speed
1	3:50.058	3:50.058	81.946
2	7:40.215	3:50.157	83.584
3	11:29.576	3:49.361	83.874

AROUND A POUND TANDRAGEE 1000

JUNIOR SUPPORT

Race 2 - Principle Insurance Junior Support

LAP CHART

**1**

No	Name	Gp	Time of Day	Lap Time
75	Barry SHEEHAN	a	17:58:59.896	3:19.808
136	Wayne SHEEHAN	a	17:59:00.061	3:19.973
316	Stephen MORRISON	a	17:59:02.601	3:22.513
8	Darryl ANDERSON	a	17:59:04.722	3:24.634
10	Liam CHAWKE	a	17:59:06.471	3:26.383
31	Robert CAIRNS	a	17:59:06.757	3:26.669
51	Rad HUGHES	b	17:59:10.131	3:30.043
5	R J WOOLSEY	a	17:59:12.932	3:32.844
11	John CAHILL	a	17:59:15.948	3:35.860
37	Thomas MOLLOY	b	17:59:17.340	3:37.252
199	Lloyd COLLINS	b	17:59:18.092	3:38.004
36	James COTTRELL	b	17:59:23.221	3:43.133
42	Brian LOUGHLIN	b	17:59:24.036	3:43.948
122	Chris MEYER	b	17:59:25.932	3:45.844
46	Mark JOHNSON	b	17:59:30.146	3:50.058

3

No	Name	Gp	Time of Day	Lap Time
136	Wayne SHEEHAN	a	18:05:41.431	3:20.011
75	Barry SHEEHAN	a	18:05:42.271	3:19.974
316	Stephen MORRISON	a	18:05:50.339	3:25.412
10	Liam CHAWKE	a	18:05:58.320	3:25.436
8	Darryl ANDERSON	a	18:06:02.079	3:31.345
31	Robert CAIRNS	a	18:06:09.054	3:31.704
51	Rad HUGHES	b	18:06:14.872	3:31.941
5	R J WOOLSEY	a	18:06:23.393	3:36.784
199	Lloyd COLLINS	b	18:06:29.045	3:36.410
11	John CAHILL	a	18:06:34.555	3:39.804
37	Thomas MOLLOY	b	18:06:36.631	3:40.102
36	James COTTRELL	b	18:06:54.174	3:44.159
122	Chris MEYER	b	18:06:54.753	3:43.925
42	Brian LOUGHLIN	b	18:06:55.350	3:44.994
46	Mark JOHNSON	b	18:07:09.664	3:49.361

2

No	Name	Gp	Time of Day	Lap Time
136	Wayne SHEEHAN	a	18:02:21.420	3:21.359
75	Barry SHEEHAN	a	18:02:22.297	3:22.401
316	Stephen MORRISON	a	18:02:24.927	3:22.326
8	Darryl ANDERSON	a	18:02:30.734	3:26.012
10	Liam CHAWKE	a	18:02:32.884	3:26.413
31	Robert CAIRNS	a	18:02:37.350	3:30.593
51	Rad HUGHES	b	18:02:42.931	3:32.800
5	R J WOOLSEY	a	18:02:46.609	3:33.677
199	Lloyd COLLINS	b	18:02:52.635	3:34.543
11	John CAHILL	a	18:02:54.751	3:38.803
37	Thomas MOLLOY	b	18:02:56.529	3:39.189
36	James COTTRELL	b	18:03:10.015	3:46.794
42	Brian LOUGHLIN	b	18:03:10.356	3:46.320
122	Chris MEYER	b	18:03:10.828	3:44.896
46	Mark JOHNSON	b	18:03:20.303	3:50.157

ROAD RACE - IRISH JUNIOR SUPPORT

2018

Pos	No.	Name	Total	Diff	Gap	#1 #2	
						R1	R1
1	75	Barry SHEEHAN	45	0	0	25	20
2	10	Liam CHAWKE	29	16	16	16	13
3	136	Wayne SHEEHAN	25	20	4	x	25
4	43	Jason CASSELLS	20	25	5	20	x
5	316	Stephen MORRISON	16	29	4	x	16
6	29	Alastair HAWORTH	13	32	3	13	x
7	36	James COTTRELL	12	33	1	8	4
8	8	Darryl ANDERSON	11	34	1	x	11
9	41	Michael NAGLE	11	34	0	11	x
10	31	Robert CAIRNS	10	35	1	x	10
11	81	Eoin O'SIOCHRU	10	35	0	10	x
12	51	Rad HUGHES	9	36	1	x	9
13	118	Tommy HEAPHY	9	36	0	9	x
14	5	R J WOOLSEY	8	37	1	x	8
15	199	Lloyd COLLINS	7	38	1	x	7
16	221	Rikki McGOVERN	7	38	0	7	x
17	11	John CAHILL	6	39	1	x	6
18	144	Michael REES	6	39	0	6	x
19	42	Brian LOUGHLIN	6	39	0	4	2
20	37	Thomas MOLLOY	5	40	1	x	5
21	188	Jim HIND	5	40	0	5	x
22	122	Chris MEYER	3	42	2	x	3
23	159	Anthony AMBLER	3	42	0	3	x
24	160	Ben PLANT	2	43	1	2	x
25	46	Mark JOHNSON	1	44	1	x	1
26	4	Vic ALLAN	1	44	0	1	x

Event Legend

#1 27/04/2018 KDM HIRE COOKSTOWN 100

#2 04/05/2018 AROUND A POUND TANDRAGEE 100

ROAD RACE - ULSTER JUNIOR SUPPORT

2018

Pos	No.	Name	Total	Diff	Gap	#1 #2	
						R1	R1
1	75	Barry SHEEHAN	45	0	0	25	20
2	10	Liam CHAWKE	29	16	16	16	13
3	136	Wayne SHEEHAN	25	20	4	x	25
4	43	Jason CASSELLS	20	25	5	20	x
5	316	Stephen MORRISON	16	29	4	x	16
6	29	Alastair HAWORTH	13	32	3	13	x
7	36	James COTTRELL	12	33	1	8	4
8	8	Darryl ANDERSON	11	34	1	x	11
9	41	Michael NAGLE	11	34	0	11	x
10	31	Robert CAIRNS	10	35	1	x	10
11	81	Eoin O'SIOCHRU	10	35	0	10	x
12	51	Rad HUGHES	9	36	1	x	9
13	118	Tommy HEAPHY	9	36	0	9	x
14	5	R J WOOLSEY	8	37	1	x	8
15	199	Lloyd COLLINS	7	38	1	x	7
16	221	Rikki McGOVERN	7	38	0	7	x
17	11	John CAHILL	6	39	1	x	6
18	144	Michael REES	6	39	0	6	x
19	42	Brian LOUGHLIN	6	39	0	4	2
20	37	Thomas MOLLOY	5	40	1	x	5
21	188	Jim HIND	5	40	0	5	x
22	122	Chris MEYER	3	42	2	x	3
23	159	Anthony AMBLER	3	42	0	3	x
24	160	Ben PLANT	2	43	1	2	x
25	46	Mark JOHNSON	1	44	1	x	1
26	4	Vic ALLAN	1	44	0	1	x

Event Legend

#1 27/04/2018 KDM HIRE COOKSTOWN 100

#2 04/05/2018 AROUND A POUND TANDRAGEE 100