

# Around A Pound

**TANDRAGEE 100**

**Friday 4<sup>th</sup> & Saturday 5<sup>th</sup> May 2018**

**promoted by North Armagh MC & CC**

[www.tandragee100.co.uk](http://www.tandragee100.co.uk)



**21ST CENTURY BACK CARE**

## **PHILIP RIDDALL MEMORIAL CLASSIC**

**WOOLSEY CONCRETE 1000cc**

**WILLIAM McCOMBE 500cc**

**R HEATRICK LTD. 350cc**

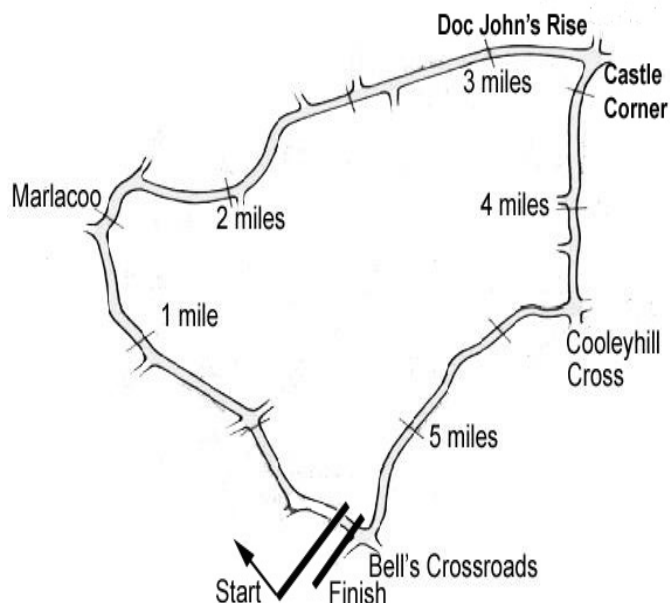
**MILLSIDE ENGINEERING 250cc**



Armagh City  
Banbridge  
& Craigavon  
Borough Council



# Tandragee Circuit 5.34375 miles



## LAP RECORDS

Class	Rider	Machine	m	s	mph	Year
125cc	Robert Dunlop	Honda	3	19.38	96.487	1999
Moto 3	Sam Wilson	Honda 250	3	31.478	90.967	2017
250cc	Phillip McCallen	Honda	3	10.0	101.25	1991
Lightweight Supersport	Michael Sweeney	Yamaha 400	3	18.250	97.037	2016
Supertwin	Ryan Farquhar	Kawasaki	3	05.522	103.694	2016
Supersport	Michael Dunlop	Yamaha	2	57.522	108.367	2011
Superbike	Michael Dunlop	Kawasaki	2	56.012	109.297	2011
Senior Support	Joe Newbould	Kawasaki 600	3	08.944	101.816	2016
Junior Support	Joseph Loughlin	Kawasaki 650	3	13.352	99.495	2017
Classic 1000cc	Stewart Parkhill	BSA 750	3	29.69	91.74	1996
Classic 500cc	Bob Jackson	Norton	3	27.03	92.921	1998
Classic 350cc	Colin Rodgers	Honda	3	38.59	88.007	1999
Classic 250cc	Gary Long	Suzuki	3	42.23	86.566	1997
Forgotten Era	Anthony McColgan	Bimota 750	3	26.882	92.988	2016

## MOST WINS at TANDRAGEE 100

Ryan Farquhar	20	1996-16	(450-5, STWN-4, SSP-2, SBK-6, SJUN-1, C500-2)
Joey Dunlop	18	1971-00	(125-3, 200 HC-1, 250-2, 350-3, 500-1, SSP-1, SBK-7)
Brian Reid	14	1980-94	(125-1, 250-3, 350-4, 500-1, SSP-3, SBK-2)
Michael Dunlop	11	2006-13	(125-1, 250-2, SSP-3, SBK-4, SJUN-1)
Ray McCullough	10	1971-82	(250-7, 350-2, 500-1)
Phillip McCallen	9	1988-99	(125-1, 250-3, SSP-1, SBK-4)
William Dunlop	9	2008-16	(125-1, 250-4, SSP-3, SBK-1)
Sam McClements	8	1981-89	(SBK-5, C500-3)
Robert Dunlop	7	1985-06	(125-7)

## MOST WINS AT ALL IRISH ROAD RACE MEETINGS (after Cookstown 100 2018)

Ryan Farquhar	211	1995-16
Joey Dunlop	156	1971-00
Robert Dunlop	135	1980-08
William Dunlop	119	2005-17
Ray McCullough	109	1960-82
Phillip McCallen	109	1987-99
Michael Dunlop	102	2006-18
Brian Reid	78	1980-94
Darran Lindsay	74	1999-06
James Courtney	66	1992-99

# AROUND A POUND TANDRAGEE 1000

## CLASSIC-21st Century Back Care Philip Riddall Memorial

### Qualifying


Friday, 04 May 2018



Pos	Class	No	Name	Machine / Sponsor	----- Best Lap -----				Laps
					Time	Behind	Speed	On	
<b>Qualifying Classification</b>									
1	C1000	101	Robert McCRUM	Norton Weslake 950 - ATH	3:39.646		87.584	5	5
2	C500	75	John PEMBERTON	Manx Norton 499	3:44.090	4.444	85.847	4	5
3	C1000	74	Jamie O'BRIEN	Weslake 850 - TTS Exports	3:44.187	4.541	85.810	2	4
4	C350	40	Barry DAVIDSON	Honda 349 - Dempster Racing	3:46.945	7.299	84.767	5	5
5	C350	24	George STINSON	Honda 350	3:52.337	12.691	82.800	5	5
6	C500	79	Keith CLARKE	Manx Norton 500	3:52.897	13.251	82.601	2	2
7	C500	5	Gary JAMISON	Honda 500	3:54.070	14.424	82.187	3	5
8	C500	71	Mark PARRETT	Manx Norton 500 - Works Racing M/cycles	3:54.333	14.687	82.095	3	5
9	C250	87	Brian MATEER	Suzuki 250 - Sulby Glen Hotel	3:54.830	15.184	81.921	5	5
10	C350	134	Sean LEONARD	Drixton Honda 350 - Country Crest	3:56.520	16.874	81.336	5	5
11	C250	76	Philip SHAW	Suzuki 250	3:57.873	18.227	80.873	5	5
12	C350	14	Nigel MOORE	Honda 350	3:57.967	18.321	80.841	2	2
13	C350	77	Linton IRWIN	Honda 350	3:58.297	18.651	80.729	3	5
14	C500	4	Billy LYLE	Drixton Honda 500	3:59.734	20.088	80.245	4	5
15	C350	78	Ken PARKES	Honda 350	3:59.878	20.232	80.197	4	5
16	C500	51	Andy KILDEA	Drixton Honda 450 - Signature Tiles	4:00.253	20.607	80.072	2	5
17	C350	46	Mark JOHNSON	Honda 350 - MJ Racing	4:02.471	22.825	79.339	5	5
18	C350	2	Freddie STEWART	Honda 350	4:03.643	23.997	78.958	4	5
19	C350	10	Chris McGAHAN	Honda 350 - Hales/Crossett Motorcycles	4:06.734	27.088	77.969	5	5
20	C350	67	Herbie RONAN	Drixton Honda 350	4:07.008	27.362	77.882	2	5
21	C350	211	Tim STEPHENSON	Seeley Honda 350 - John Bell	4:09.161	29.515	77.209	5	5
22	C500	26	David CARLETON	Drixton Honda 500	4:09.393	29.747	77.137	5	5
23	C250	20	Gary HUTTON	Honda 198 - Dempster Racing	4:24.353	44.707	72.772	5	5
24	C250	43	Alex McVICKER	Honda 250 - John Ennis	4:26.693	47.047	72.134	4	4
25	C500	182	Roger CHEN	Honda 500	4:26.708	47.062	72.129	4	5
26	C350	199	Mark McCLOSKEY	Honda 350	4:27.969	48.323	71.790	4	4
27	C350	48	Gearoid HOARE	Honda 350	4:28.770	49.124	71.576	2	2
28	C250	30	Robert WRIGHT	Honda 250	4:56.638	1:16.992	64.852	4	4
29	C1000	34	Trevor STEWART	Honda 560 - Stewart Racing	5:22.626	1:42.980	59.628	4	4
30	C250	69	Allen GIBSON	Honda 198	5:27.535	1:47.889	58.734	4	4
31	C250	12	Richard FORD	Suzuki 247 - Bob Jackson Racing	6:13.306	2:33.660	51.533	1	1

Provisional result to be confirmed by the Stewards of the Meeting subject to completion of technical inspections & the time limit for protests

Page 1 / 1

Circuit	<b>Tandragee</b>	Signed		Organising Club	<b>North Armagh MC&amp;CC</b>
Length(miles)	<b>5.3438</b> <b>Lap 1 (5.2368)</b>		Chief Timekeeper	Qualifying Started	<b>18:08</b>
Weather	<b>Bright</b>	Issued At:	<b>18:36</b>		
Track	<b>Dry</b>				

# AROUND A POUND TANDRAGEE 1000

## CLASSIC-21st Century Back Care Philip Riddall Memorial Race

### Qualifying

Friday, 04 May 2018

### DETAILED RESULT



#### Qualifying Classification

Position

#### 1 101 Robert McCRUM

C1000		Behind		
Best Time	<b>3:39.646</b>	Best Speed	<b>87.584</b>	On 5 Gp
Lap	Elapsed Time	Lap Time	Lap Speed	
1	7:00.145	7:00.145	44.871	
2	10:47.758	3:47.613	84.518	
3	15:39.455	4:51.697	65.950	
4	19:20.804	3:41.349	86.910	
5	23:00.450	3:39.646	87.584	

#### 2 75 John PEMBERTON

C500		Behind	<b>4.444</b>
Best Time	<b>3:44.090</b>	Best Speed	<b>85.847</b> On 4 Gp
Lap	Elapsed Time	Lap Time	Lap Speed
1	4:32.630	4:32.630	69.150
2	8:20.867	3:48.237	84.287
3	12:05.575	3:44.708	85.611
4	15:49.665	3:44.090	85.847
5	19:37.915	3:48.250	84.283

#### 3 74 Jamie O'BRIEN

C1000		Behind	<b>4.541</b>
Best Time	<b>3:44.187</b>	Best Speed	<b>85.810</b> On 2 Gp
Lap	Elapsed Time	Lap Time	Lap Speed
1	4:08.859	4:08.859	75.755
2	7:53.046	3:44.187	85.810
3	11:38.119	3:45.073	85.472
4	15:28.362	3:50.243	83.553

#### 4 40 Barry DAVIDSON

C350		Behind	<b>7.299</b>
Best Time	<b>3:46.945</b>	Best Speed	<b>84.767</b> On 5 Gp
Lap	Elapsed Time	Lap Time	Lap Speed
1	5:33.050	5:33.050	56.605
2	9:22.884	3:49.834	83.702
3	13:13.788	3:50.904	83.314
4	17:06.595	3:52.807	82.633
5	20:53.540	3:46.945	84.767

#### Qualifying Classification

Position

#### 5 24 George STINSON

C350		Behind	<b>12.691</b>
Best Time	<b>3:52.337</b>	Best Speed	<b>82.800</b> On 5 Gp
Lap	Elapsed Time	Lap Time	Lap Speed
1	5:33.515	5:33.515	56.526
2	9:34.664	4:01.149	79.774
3	13:29.485	3:54.821	81.924
4	17:24.421	3:54.936	81.884
5	21:16.758	3:52.337	82.800

#### 6 79 Keith CLARKE

C500		Behind	<b>13.251</b>
Best Time	<b>3:52.897</b>	Best Speed	<b>82.601</b> On 2 Gp
Lap	Elapsed Time	Lap Time	Lap Speed
1	4:30.409	4:30.409	69.718
2	8:23.306	3:52.897	82.601

#### 7 5 Gary JAMISON

C500		Behind	<b>14.424</b>
Best Time	<b>3:54.070</b>	Best Speed	<b>82.187</b> On 3 Gp
Lap	Elapsed Time	Lap Time	Lap Speed
1	5:46.029	5:46.029	54.482
2	9:45.759	3:59.730	80.247
3	13:39.829	3:54.070	82.187
4	18:05.131	4:25.302	72.512
5	22:19.345	4:14.214	75.674

#### 8 71 Mark PARRETT

C500		Behind	<b>14.687</b>
Best Time	<b>3:54.333</b>	Best Speed	<b>82.095</b> On 3 Gp
Lap	Elapsed Time	Lap Time	Lap Speed
1	5:33.761	5:33.761	56.484
2	9:36.285	4:02.524	79.322
3	13:30.618	3:54.333	82.095
4	17:27.418	3:56.800	81.239
5	21:22.940	3:55.522	81.680

#### 9 87 Brian MATEER

C250		Behind	<b>15.184</b>
Best Time	<b>3:54.830</b>	Best Speed	<b>81.921</b> On 5 Gp
Lap	Elapsed Time	Lap Time	Lap Speed
1	5:28.402	5:28.402	57.406
2	9:24.253	3:55.851	81.566
3	13:20.762	3:56.509	81.339
4	17:18.724	3:57.962	80.843
5	21:13.554	3:54.830	81.921

# AROUND A POUND TANDRAGEE 1000

## CLASSIC-21st Century Back Care Philip Riddall Memorial Race

### Qualifying

Friday, 04 May 2018

## DETAILED RESULT



### Qualifying Classification

Position

#### **10** 134 Sean LEONARD

C350 Behind 16.874

Best Time 3:56.520 Best Speed 81.336 On 5 Gp

Lap	Elapsed Time	Lap Time	Lap Speed
1	4:56.775	4:56.775	63.524
2	8:58.002	4:01.227	79.749
3	13:08.516	4:10.514	76.792
4	17:44.721	4:36.205	69.649
5	21:41.241	3:56.520	81.336

#### **11** 76 Philip SHAW

C250 Behind 18.227

Best Time 3:57.873 Best Speed 80.873 On 5 Gp

Lap	Elapsed Time	Lap Time	Lap Speed
1	5:11.816	5:11.816	60.460
2	9:14.719	4:02.903	79.198
3	13:15.832	4:01.113	79.786
4	17:19.805	4:03.973	78.851
5	21:17.678	3:57.873	80.873

#### **12** 14 Nigel MOORE

C350 Behind 18.321

Best Time 3:57.967 Best Speed 80.841 On 2 Gp

Lap	Elapsed Time	Lap Time	Lap Speed
1	5:53.298	5:53.298	53.361
2	9:51.265	3:57.967	80.841

#### **13** 77 Linton IRWIN

C350 Behind 18.651

Best Time 3:58.297 Best Speed 80.729 On 3 Gp

Lap	Elapsed Time	Lap Time	Lap Speed
1	5:41.994	5:41.994	55.125
2	9:44.581	4:02.587	79.301
3	13:42.878	3:58.297	80.729
4	17:47.021	4:04.143	78.796
5	21:48.277	4:01.256	79.739

#### **14** 4 Billy LYLE

C500 Behind 20.088

Best Time 3:59.734 Best Speed 80.245 On 4 Gp

Lap	Elapsed Time	Lap Time	Lap Speed
1	5:04.890	5:04.890	61.833
2	9:11.940	4:07.050	77.869
3	13:11.769	3:59.829	80.213
4	17:11.503	3:59.734	80.245
5	21:11.386	3:59.883	80.195

### Qualifying Classification

Position

#### **15** 78 Ken PARKES

C350 Behind 20.232

Best Time 3:59.878 Best Speed 80.197 On 4 Gp

Lap	Elapsed Time	Lap Time	Lap Speed
1	5:04.479	5:04.479	61.917
2	9:16.906	4:12.427	76.210
3	13:26.957	4:10.051	76.934
4	17:26.835	3:59.878	80.197
5	21:30.044	4:03.209	79.099

#### **16** 51 Andy KILDEA

C500 Behind 20.607

Best Time 4:00.253 Best Speed 80.072 On 2 Gp

Lap	Elapsed Time	Lap Time	Lap Speed
1	5:52.230	5:52.230	53.523
2	9:52.483	4:00.253	80.072
3	13:56.405	4:03.922	78.867
4	17:57.673	4:01.268	79.735
5	22:00.197	4:02.524	79.322

#### **17** 46 Mark JOHNSON

C350 Behind 22.825

Best Time 4:02.471 Best Speed 79.339 On 5 Gp

Lap	Elapsed Time	Lap Time	Lap Speed
1	5:12.164	5:12.164	60.392
2	9:19.308	4:07.144	77.839
3	13:26.193	4:06.885	77.921
4	17:32.086	4:05.893	78.235
5	21:34.557	4:02.471	79.339

#### **18** 2 Freddie STEWART

C350 Behind 23.997

Best Time 4:03.643 Best Speed 78.958 On 4 Gp

Lap	Elapsed Time	Lap Time	Lap Speed
1	5:03.360	5:03.360	62.145
2	9:17.199	4:13.839	75.786
3	13:22.249	4:05.050	78.504
4	17:25.892	4:03.643	78.958
5	21:48.344	4:22.452	73.299

# AROUND A POUND TANDRAGEE 1000

## CLASSIC-21st Century Back Care Philip Riddall Memorial Race

### Qualifying

Friday, 04 May 2018

## DETAILED RESULT



### Qualifying Classification

Position

#### 19 10 Chris McGAHAN

C350 Behind 27.088

Best Time 4:06.734 Best Speed 77.969 On 5 Gp

Lap	Elapsed Time	Lap Time	Lap Speed
1	6:11.680	6:11.680	50.722
2	10:42.806	4:31.126	70.954
3	14:59.429	4:16.623	74.964
4	19:07.868	4:08.439	77.433
5	23:14.602	4:06.734	77.969

#### 20 67 Herbie RONAN

C350 Behind 27.362

Best Time 4:07.008 Best Speed 77.882 On 2 Gp

Lap	Elapsed Time	Lap Time	Lap Speed
1	5:23.100	5:23.100	58.348
2	9:30.108	4:07.008	77.882
3	13:41.382	4:11.274	76.560
4	17:50.973	4:09.591	77.076
5	22:08.150	4:17.177	74.803

#### 21 211 Tim STEPHENSON

C350 Behind 29.515

Best Time 4:09.161 Best Speed 77.209 On 5 Gp

Lap	Elapsed Time	Lap Time	Lap Speed
1	5:02.272	5:02.272	62.369
2	9:16.029	4:13.757	75.811
3	13:27.483	4:11.454	76.505
4	17:38.208	4:10.725	76.727
5	21:47.369	4:09.161	77.209

#### 22 26 David CARLETON

C500 Behind 29.747

Best Time 4:09.393 Best Speed 77.137 On 5 Gp

Lap	Elapsed Time	Lap Time	Lap Speed
1	4:38.169	4:38.169	67.773
2	8:55.099	4:16.930	74.874
3	13:07.366	4:12.267	76.258
4	17:18.139	4:10.773	76.713
5	21:27.532	4:09.393	77.137

### Qualifying Classification

Position

#### 23 20 Gary HUTTON

C250 Behind 44.707

Best Time 4:24.353 Best Speed 72.772 On 5 Gp

Lap	Elapsed Time	Lap Time	Lap Speed
1	6:00.205	6:00.205	52.338
2	10:25.965	4:25.760	72.387
3	14:53.742	4:27.777	71.841
4	19:20.311	4:26.569	72.167
5	23:44.664	4:24.353	72.772

#### 24 43 Alex McVICKER

C250 Behind 47.047

Best Time 4:26.693 Best Speed 72.134 On 4 Gp

Lap	Elapsed Time	Lap Time	Lap Speed
1	6:25.718	6:25.718	48.876
2	11:02.768	4:37.050	69.437
3	15:33.612	4:30.844	71.028
4	20:00.305	4:26.693	72.134

#### 25 182 Roger CHEN

C500 Behind 47.062

Best Time 4:26.708 Best Speed 72.129 On 4 Gp

Lap	Elapsed Time	Lap Time	Lap Speed
1	5:09.356	5:09.356	60.940
2	9:41.580	4:32.224	70.668
3	14:12.703	4:31.123	70.955
4	18:39.411	4:26.708	72.129
5	23:07.851	4:28.440	71.664

#### 26 199 Mark McCLOSKEY

C350 Behind 48.323

Best Time 4:27.969 Best Speed 71.790 On 4 Gp

Lap	Elapsed Time	Lap Time	Lap Speed
1	6:09.298	6:09.298	51.049
2	10:45.981	4:36.683	69.529
3	15:18.168	4:32.187	70.678
4	19:46.137	4:27.969	71.790

#### 27 48 Gearoid HOARE

C350 Behind 49.124

Best Time 4:28.770 Best Speed 71.576 On 2 Gp

Lap	Elapsed Time	Lap Time	Lap Speed
1	5:40.564	5:40.564	55.356
2	10:09.334	4:28.770	71.576

# AROUND A POUND TANDRAGEE 1000

## CLASSIC-21st Century Back Care Philip Riddall Memorial Race

### Qualifying

Friday, 04 May 2018

## DETAILED RESULT



### Qualifying Classification

Position

#### **28** 30 Robert WRIGHT

C250 Behind 1:16.992

Best Time 4:56.638 Best Speed 64.852 On 4 Gp

Lap	Elapsed Time	Lap Time	Lap Speed
1	6:37.258	6:37.258	47.456
2	11:44.681	5:07.423	62.577
3	16:46.652	5:01.971	63.706
4	21:43.290	4:56.638	64.852

#### **29** 34 Trevor STEWART

C1000 Behind 1:42.980

Best Time 5:22.626 Best Speed 59.628 On 4 Gp

Lap	Elapsed Time	Lap Time	Lap Speed
1	6:51.727	6:51.727	45.788
2	12:22.854	5:31.127	58.097
3	17:50.377	5:27.523	58.736
4	23:13.003	5:22.626	59.628

#### **30** 69 Allen GIBSON

C250 Behind 1:47.889

Best Time 5:27.535 Best Speed 58.734 On 4 Gp

Lap	Elapsed Time	Lap Time	Lap Speed
1	7:20.521	7:20.521	42.795
2	13:02.356	5:41.835	56.277
3	18:30.782	5:28.426	58.575
4	23:58.317	5:27.535	58.734

#### **31** 12 Richard FORD

C250 Behind 2:33.660

Best Time 6:13.306 Best Speed 51.533 On 1 Gp

Lap	Elapsed Time	Lap Time	Lap Speed
1	6:13.306	6:13.306	50.501

## AROUND A POUND TANDRAGEE 100

CLASSIC - 21st Century Back Care

Tandragee 5.344 miles

R4: Millside Eng/R Heatrick/W McCombe/Woolsey Concrete Classic 05/05/2018 13:15

Race (5 Laps)

### RACE 4 - CLASSIC

No 48 subject to completing 5 practice laps

14	69	30	34
13	182	199	48
12	20	43	
11	67	211	26
10	2	10	
9	78	51	46
8			
7	178		
6	4	12	
5	76	14	77
4	87	134	
3	79	5	71
2	40	24	
1	101	75	74

POLE POSITION



Promoted by North Armagh Motor Cycle and Car Club

Orbits

Provisional result to be confirmed by the Stewards of the Meeting subject to the completion of technical inspections and the time limit for protests  
MCUI (Ulster Centre) Timing @ www.elaps-timing.com





# AROUND A POUND TANDRAGEE 1000

## CLASSIC-21st Century Back Care Philip Riddall Memorial Race

### Race 4 - Millside Eng/R Heatrick/W McCombe/Woolsey Concrete Classic

Saturday, 05 May 2018



Pos	Class	No	Name	Machine / Sponsor	Gp	Lap	Total Time	Behind	Speed	-----Best Lap-----		
										Time	Speed	On
<b>Race Classification</b>												
1	C500	178	Dean STIMPSON	Norton 500 - Izzard Racing	a	5	18:24.561		86.733	3:37.851	88.306	5
2	C500	71	Mark PARRETT	Manx Norton 500 - Works Racing M/cycles	a	5	18:30.414	5.853	86.276	3:40.493	87.248	5
3	C500	75	John PEMBERTON	Manx Norton 499	a	5	18:40.180	15.619	85.524	3:42.095	86.618	4
4	C500	79	Keith CLARKE	Manx Norton 500	a	5	18:54.784	30.223	84.423	3:43.889	85.924	2
5	C350	40	Barry DAVIDSON	Honda 349 - Dempster Racing	a	5	18:56.336	31.775	84.308	3:41.979	86.664	5
6	C350	24	George STINSON	Honda 350	a	5	19:19.787	55.226	82.603	3:49.015	84.001	4
7	C250	87	Brian MATEER	Suzuki 250 - Sulby Glen Hotel	a	5	19:23.094	58.533	82.368	3:50.738	83.374	5
8	C350	10	Chris McGAHAN	Honda 350 - Hales/Crossett Motorcycles	b	5	19:37.883	1:13.322	81.334	3:54.370	82.082	4
9	C350	78	Ken PARKES	Honda 350	b	5	19:38.197	1:13.636	81.313	3:52.773	82.645	5
10	C500	5	Gary JAMISON	Honda 500	a	5	19:50.417	1:25.856	80.478	3:53.507	82.385	2
11	C250	12	Richard FORD	Suzuki 247 - Bob Jackson Racing	a	5	19:50.518	1:25.957	80.471	3:55.573	81.663	5
12	C500	4	Billy LYLE	Drixton Honda 500	a	5	19:54.362	1:29.801	80.212	3:56.155	81.461	5
13	C350	77	Linton IRWIN	Honda 350	a	5	19:55.023	1:30.462	80.168	3:57.194	81.104	4
14	C500	51	Andy KILDEA	Drixton Honda 450 - Signature Tiles	b	5	19:58.822	1:34.261	79.914	3:56.502	81.342	4
15	C500	26	David CARLETON	Drixton Honda 500	b	5	20:03.849	1:39.288	79.580	3:58.528	80.651	3
16	C350	46	Mark JOHNSON	Honda 350 - MJ Racing	b	5	20:04.611	1:40.050	79.530	3:56.559	81.322	4
17	C350	134	Sean LEONARD	Drixton Honda 350 - Country Crest	a	5	20:27.082	2:02.521	78.073	3:59.487	80.328	4
18	C350	63	Ian THOMPSON (R)	Honda 350 - MB	b	5	20:30.386	2:05.825	77.864	4:02.507	79.328	3
19	C350	211	Tim STEPHENSON	Seeley Honda 350 - John Bell	b	5	20:49.221	2:24.660	76.690	4:06.188	78.142	5
20	C250	20	Gary HUTTON	Honda 198 - Dempster Racing	b	5	21:59.448	3:34.887	72.608	4:22.705	73.229	5
21	C250	43	Alex McVICKER	Honda 250 - John Ennis	b	4	17:49.331	1 Lap	71.601	4:19.866	74.029	4
22	C500	182	Roger CHEN	Honda 500	b	4	17:52.362	1 Lap	71.398	4:22.359	73.325	4
23	C250	30	Robert WRIGHT	Honda 250	b	4	19:44.030	1 Lap	64.665	4:54.827	65.250	4
24	C1000	34	Trevor STEWART	Honda 560 - Stewart Racing	b	4	20:40.123	1 Lap	61.740	5:03.947	63.292	4

### Fastest Lap


C500	178	Dean STIMPSON	Norton 500 - Izzard Racing	3:37.851	88.306	5
------	-----	---------------	----------------------------	----------	--------	---

### Not Classified

DNF	C350	2	Freddie STEWART	Honda 350	b	4	16:05.608		79.292	3:59.243	80.410	3
DNF	C350	199	Mark McCLOSKEY	Honda 350	b	4	17:34.975		72.575	4:20.315	73.901	4
DNF	C250	69	Allen GIBSON	Honda 198	b	3	15:48.307		60.452	5:11.880	61.682	2
DNF	C1000	74	Jamie O'BRIEN	Weslake 850 - TTS Exports	a	2	7:47.848		81.415	3:42.664	84.667	1
DNF	C250	76	Philip SHAW	Suzuki 250	a	1	3:57.417		79.406	3:57.417	79.406	1

Provisional result to be confirmed by the Stewards of the Meeting subject to completion of technical inspections & the time limit for protests

Page 1 / 1

Circuit	<b>Tandragee</b>	Signed		Organising Club	<b>North Armagh MC&amp;CC</b>
Length(miles)	<b>5.3438</b>	Lap 1 (5.2368)	Chief Timekeeper	Race Started	<b>14:17</b>
Weather	<b>Cloudy</b>	Issued At:	<b>14:43</b>	Gp Time Diff - b	<b>36.06</b>
Track	<b>Dry</b>				

# AROUND A POUND TANDRAGEE 1000

CLASSIC-21st Century Back Care Philip Riddall Memorial Rac  
Race 4 - Millside Eng/R Heatrick/W McCombe/Woolsey Concrete Cl  
Saturday, 05 May 2018  
DETAILED RESULT



## Race Classification

### **1** 178 Dean STIMPSON

Total Time **18:24.561** Avg Speed **86.733** Behind  
Best Time **3:37.851** Best Speed **88.306** On 5 Gp a

Lap	Elapsed Time	Lap Time	Lap Speed
1	3:47.110	3:47.110	83.010
2	7:26.737	3:39.627	87.592
3	11:08.385	3:41.648	86.793
4	14:46.710	3:38.325	88.114
5	18:24.561	3:37.851	88.306

### **2** 71 Mark PARRETT

Total Time **18:30.414** Avg Speed **86.276** Behind **5.853**  
Best Time **3:40.493** Best Speed **87.248** On 5 Gp a

Lap	Elapsed Time	Lap Time	Lap Speed
1	3:45.015	3:45.015	83.782
2	7:26.559	3:41.544	86.834
3	11:08.187	3:41.628	86.801
4	14:49.921	3:41.734	86.759
5	18:30.414	3:40.493	87.248

### **3** 75 John PEMBERTON

Total Time **18:40.180** Avg Speed **85.524** Behind **15.619**  
Best Time **3:42.095** Best Speed **86.618** On 4 Gp a

Lap	Elapsed Time	Lap Time	Lap Speed
1	3:48.148	3:48.148	82.632
2	7:31.629	3:43.481	86.081
3	11:13.952	3:42.323	86.530
4	14:56.047	3:42.095	86.618
5	18:40.180	3:44.133	85.831

### **4** 79 Keith CLARKE

Total Time **18:54.784** Avg Speed **84.423** Behind **30.223**  
Best Time **3:43.889** Best Speed **85.924** On 2 Gp a

Lap	Elapsed Time	Lap Time	Lap Speed
1	3:49.623	3:49.623	82.101
2	7:33.512	3:43.889	85.924
3	11:19.168	3:45.656	85.251
4	15:07.958	3:48.790	84.084
5	18:54.784	3:46.826	84.812

## Race Classification

### **5** 40 Barry DAVIDSON

Total Time **18:56.336** Avg Speed **84.308** Behind **31.775**  
Best Time **3:41.979** Best Speed **86.664** On 5 Gp a

Lap	Elapsed Time	Lap Time	Lap Speed
1	3:47.715	3:47.715	82.789
2	7:38.084	3:50.369	83.507
3	11:26.112	3:48.028	84.365
4	15:14.357	3:48.245	84.284
5	18:56.336	3:41.979	86.664

### **6** 24 George STINSON

Total Time **19:19.787** Avg Speed **82.603** Behind **55.226**  
Best Time **3:49.015** Best Speed **84.001** On 4 Gp a

Lap	Elapsed Time	Lap Time	Lap Speed
1	3:55.460	3:55.460	80.066
2	7:50.828	3:55.368	81.734
3	11:40.257	3:49.429	83.849
4	15:29.272	3:49.015	84.001
5	19:19.787	3:50.515	83.454

### **7** 87 Brian MATEER

Total Time **19:23.094** Avg Speed **82.368** Behind **58.533**  
Best Time **3:50.738** Best Speed **83.374** On 5 Gp a

Lap	Elapsed Time	Lap Time	Lap Speed
1	3:56.117	3:56.117	79.843
2	7:49.122	3:53.005	82.563
3	11:41.009	3:51.887	82.961
4	15:32.356	3:51.347	83.154
5	19:23.094	3:50.738	83.374

### **8** 10 Chris McGAHAN

Total Time **19:37.883** Avg Speed **81.334** Behind **1:13.322**  
Best Time **3:54.370** Best Speed **82.082** On 4 Gp b

Lap	Elapsed Time	Lap Time	Lap Speed
1	3:56.615	3:56.615	79.675
2	7:51.980	3:55.365	81.735
3	11:47.574	3:55.594	81.655
4	15:41.944	3:54.370	82.082
5	19:37.883	3:55.939	81.536

# AROUND A POUND TANDRAGEE 1000

CLASSIC-21st Century Back Care Philip Riddall Memorial Rac  
 Race 4 - Millside Eng/R Heatrick/W McCombe/Woolsey Concrete Cl  
 Saturday, 05 May 2018  
**DETAILED RESULT**



## Race Classification

**9** **78 Ken PARKES**

Total Time **19:38.197** Avg Speed **81.313** Behind **1:13.636**  
 Best Time **3:52.773** Best Speed **82.645** On **5** Gp **b**

Lap	Elapsed Time	Lap Time	Lap Speed
1	3:58.376	3:58.376	79.086
2	7:56.400	3:58.024	80.822
3	11:52.215	3:55.815	81.579
4	15:45.424	3:53.209	82.490
5	19:38.197	3:52.773	82.645

**10** **5 Gary JAMISON**

Total Time **19:50.417** Avg Speed **80.478** Behind **1:25.856**  
 Best Time **3:53.507** Best Speed **82.385** On **2** Gp **a**

Lap	Elapsed Time	Lap Time	Lap Speed
1	3:54.840	3:54.840	80.277
2	7:48.347	3:53.507	82.385
3	11:43.451	3:55.104	81.825
4	15:47.152	4:03.701	78.939
5	19:50.417	4:03.265	79.080

**11** **12 Richard FORD**

Total Time **19:50.518** Avg Speed **80.471** Behind **1:25.957**  
 Best Time **3:55.573** Best Speed **81.663** On **5** Gp **a**

Lap	Elapsed Time	Lap Time	Lap Speed
1	4:00.479	4:00.479	78.395
2	7:59.883	3:59.404	80.356
3	11:58.244	3:58.361	80.707
4	15:54.945	3:56.701	81.273
5	19:50.518	3:55.573	81.663

**12** **4 Billy LYLE**

Total Time **19:54.362** Avg Speed **80.212** Behind **1:29.801**  
 Best Time **3:56.155** Best Speed **81.461** On **5** Gp **a**

Lap	Elapsed Time	Lap Time	Lap Speed
1	4:05.297	4:05.297	76.855
2	8:02.564	3:57.267	81.080
3	12:00.693	3:58.129	80.786
4	15:58.207	3:57.514	80.995
5	19:54.362	3:56.155	81.461

## Race Classification

**13** **77 Linton IRWIN**

Total Time **19:55.023** Avg Speed **80.168** Behind **1:30.462**  
 Best Time **3:57.194** Best Speed **81.104** On **4** Gp **a**

Lap	Elapsed Time	Lap Time	Lap Speed
1	4:00.752	4:00.752	78.306
2	8:00.691	3:59.939	80.177
3	11:59.921	3:59.230	80.414
4	15:57.115	3:57.194	81.104
5	19:55.023	3:57.908	80.861

**14** **51 Andy KILDEA**

Total Time **19:58.822** Avg Speed **79.914** Behind **1:34.261**  
 Best Time **3:56.502** Best Speed **81.342** On **4** Gp **b**

Lap	Elapsed Time	Lap Time	Lap Speed
1	4:01.431	4:01.431	78.086
2	8:05.235	4:03.804	78.906
3	12:03.981	3:58.746	80.577
4	16:00.483	3:56.502	81.342
5	19:58.822	3:58.339	80.715

**15** **26 David CARLETON**

Total Time **20:03.849** Avg Speed **79.580** Behind **1:39.288**  
 Best Time **3:58.528** Best Speed **80.651** On **3** Gp **b**

Lap	Elapsed Time	Lap Time	Lap Speed
1	4:02.500	4:02.500	77.741
2	8:05.911	4:03.411	79.033
3	12:04.439	3:58.528	80.651
4	16:03.869	3:59.430	80.347
5	20:03.849	3:59.980	80.163

**16** **46 Mark JOHNSON**

Total Time **20:04.611** Avg Speed **79.530** Behind **1:40.050**  
 Best Time **3:56.559** Best Speed **81.322** On **4** Gp **b**

Lap	Elapsed Time	Lap Time	Lap Speed
1	4:08.086	4:08.086	75.991
2	8:11.753	4:03.667	78.950
3	12:10.250	3:58.497	80.661
4	16:06.809	3:56.559	81.322
5	20:04.611	3:57.802	80.897

# AROUND A POUND TANDRAGEE 1000

CLASSIC-21st Century Back Care Philip Riddall Memorial Rac  
Race 4 - Millside Eng/R Heatrick/W McCombe/Woolsey Concrete Cl  
Saturday, 05 May 2018  
**DETAILED RESULT**



## Race Classification

### 17 134 Sean LEONARD

Total Time **20:27.082** Avg Speed **78.073** Behind **2:02.521**  
Best Time **3:59.487** Best Speed **80.328** On **4** Gp **a**

Lap	Elapsed Time	Lap Time	Lap Speed
1	4:04.290	4:04.290	77.172
2	8:06.775	4:02.485	79.335
3	12:09.454	4:02.679	79.271
4	16:08.941	3:59.487	80.328
5	20:27.082	4:18.141	74.523

### 18 63 Ian THOMPSON (R)

Total Time **20:30.386** Avg Speed **77.864** Behind **2:05.825**  
Best Time **4:02.507** Best Speed **79.328** On **3** Gp **b**

Lap	Elapsed Time	Lap Time	Lap Speed
1	4:08.635	4:08.635	75.823
2	8:13.412	4:04.777	78.592
3	12:15.919	4:02.507	79.328
4	16:20.999	4:05.080	78.495
5	20:30.386	4:09.387	77.139

### 19 211 Tim STEPHENSON

Total Time **20:49.221** Avg Speed **76.690** Behind **2:24.660**  
Best Time **4:06.188** Best Speed **78.142** On **5** Gp **b**

Lap	Elapsed Time	Lap Time	Lap Speed
1	4:12.237	4:12.237	74.740
2	8:23.867	4:11.630	76.452
3	12:35.598	4:11.731	76.421
4	16:43.033	4:07.435	77.748
5	20:49.221	4:06.188	78.142

### 20 20 Gary HUTTON

Total Time **21:59.448** Avg Speed **72.608** Behind **3:34.887**  
Best Time **4:22.705** Best Speed **73.229** On **5** Gp **b**

Lap	Elapsed Time	Lap Time	Lap Speed
1	4:27.185	4:27.185	70.559
2	8:50.502	4:23.317	73.058
3	13:13.886	4:23.384	73.040
4	17:36.743	4:22.857	73.186
5	21:59.448	4:22.705	73.229

## Race Classification

### 21 43 Alex McVICKER

Total Time **17:49.331** Avg Speed **71.601** Behind **1 Lap**  
Best Time **4:19.866** Best Speed **74.029** On **4** Gp **b**

Lap	Elapsed Time	Lap Time	Lap Speed
1	4:32.992	4:32.992	69.058
2	9:01.995	4:29.003	71.514
3	13:29.465	4:27.470	71.924
4	17:49.331	4:19.866	74.029

### 22 182 Roger CHEN

Total Time **17:52.362** Avg Speed **71.398** Behind **1 Lap**  
Best Time **4:22.359** Best Speed **73.325** On **4** Gp **b**

Lap	Elapsed Time	Lap Time	Lap Speed
1	4:30.775	4:30.775	69.623
2	9:01.303	4:30.528	71.111
3	13:30.003	4:28.700	71.595
4	17:52.362	4:22.359	73.325

### 23 30 Robert WRIGHT

Total Time **19:44.030** Avg Speed **64.665** Behind **1 Lap**  
Best Time **4:54.827** Best Speed **65.250** On **4** Gp **b**

Lap	Elapsed Time	Lap Time	Lap Speed
1	4:56.670	4:56.670	63.546
2	9:51.780	4:55.110	65.188
3	14:49.203	4:57.423	64.681
4	19:44.030	4:54.827	65.250

### 24 34 Trevor STEWART

Total Time **20:40.123** Avg Speed **61.740** Behind **1 Lap**  
Best Time **5:03.947** Best Speed **63.292** On **4** Gp **b**

Lap	Elapsed Time	Lap Time	Lap Speed
1	5:14.513	5:14.513	59.941
2	10:22.686	5:08.173	62.424
3	15:36.176	5:13.490	61.366
4	20:40.123	5:03.947	63.292

## Not Classified

# AROUND A POUND TANDRAGEE 1000

CLASSIC-21st Century Back Care Philip Riddall Memorial Rac  
Race 4 - Millside Eng/R Heatrick/W McCombe/Woolsey Concrete Cl  
Saturday, 05 May 2018  
**DETAILED RESULT**



## Not Classified

### **DNF** 2 Freddie STEWART

Total Time **16:05.608** Avg Speed **79.292** Behind  
Best Time **3:59.243** Best Speed **80.410** On 3 Gp b

Lap	Elapsed Time	Lap Time	Lap Speed
1	4:03.207	4:03.207	77.515
2	8:06.595	4:03.388	79.040
3	12:05.838	3:59.243	80.410
4	16:05.608	3:59.770	80.233

### **DNF** 199 Mark McCLOSKEY

Total Time **17:34.975** Avg Speed **72.575** Behind  
Best Time **4:20.315** Best Speed **73.901** On 4 Gp b

Lap	Elapsed Time	Lap Time	Lap Speed
1	4:30.314	4:30.314	69.742
2	8:51.895	4:21.581	73.543
3	13:14.660	4:22.765	73.212
4	17:34.975	4:20.315	73.901

### **DNF** 69 Allen GIBSON

Total Time **15:48.307** Avg Speed **60.452** Behind  
Best Time **5:11.880** Best Speed **61.682** On 2 Gp b

Lap	Elapsed Time	Lap Time	Lap Speed
1	5:14.475	5:14.475	59.948
2	10:26.355	5:11.880	61.682
3	15:48.307	5:21.952	59.753

### **DNF** 74 Jamie O'BRIEN

Total Time **7:47.848** Avg Speed **81.415** Behind  
Best Time **3:42.664** Best Speed **84.667** On 1 Gp a

Lap	Elapsed Time	Lap Time	Lap Speed
1	3:42.664	3:42.664	84.667
2	7:47.848	4:05.184	78.461

### **DNF** 76 Philip SHAW

Total Time **3:57.417** Avg Speed **79.406** Behind  
Best Time **3:57.417** Best Speed **79.406** On 1 Gp a

Lap	Elapsed Time	Lap Time	Lap Speed
1	3:57.417	3:57.417	79.406

# AROUND A POUND TANDRAGEE 1000

## CLASSIC-21st Century Back Care Philip Riddall

### Race 4 - Millside Eng/R Heatrick/W McCombe/Woolsey Concrete Cla

# LAP CHART



1					2					3				
No	Name	Gp	Time of Day	Lap Time	No	Name	Gp	Time of Day	Lap Time	No	Name	Gp	Time of Day	Lap Time
74	Jamie O'BRIEN	a	14:21:30.714	3:42.664	71	Mark PARRETT	a	14:25:14.609	3:41.544	71	Mark PARRETT	a	14:28:56.237	3:41.628
71	Mark PARRETT	a	14:21:33.065	3:45.015	178	Dean STIMPSON	a	14:25:14.787	3:39.627	178	Dean STIMPSON	a	14:28:56.435	3:41.648
178	Dean STIMPSON	a	14:21:35.160	3:47.110	75	John PEMBERTON	a	14:25:19.679	3:43.481	75	John PEMBERTON	a	14:29:02.002	3:42.323
40	Barry DAVIDSON	a	14:21:35.765	3:47.715	79	Keith CLARKE	a	14:25:21.562	3:43.889	79	Keith CLARKE	a	14:29:07.218	3:45.656
75	John PEMBERTON	a	14:21:36.198	3:48.148	40	Barry DAVIDSON	a	14:25:26.134	3:50.369	40	Barry DAVIDSON	a	14:29:14.162	3:48.028
79	Keith CLARKE	a	14:21:37.673	3:49.623	74	Jamie O'BRIEN	a	14:25:35.898	4:05.184	24	George STINSON	a	14:29:28.307	3:49.429
5	Gary JAMISON	a	14:21:42.890	3:54.840	5	Gary JAMISON	a	14:25:36.397	3:53.507	87	Brian MATEER	a	14:29:29.059	3:51.887
24	George STINSON	a	14:21:43.510	3:55.460	87	Brian MATEER	a	14:25:37.172	3:53.005	5	Gary JAMISON	a	14:29:31.501	3:55.104
87	Brian MATEER	a	14:21:44.167	3:56.117	24	George STINSON	a	14:25:38.878	3:55.368	10	Chris McGAHAN	b	14:29:35.624	3:55.594
10	Chris McGAHAN	b	14:21:44.665	3:56.615	10	Chris McGAHAN	b	14:25:40.030	3:55.365	78	Ken PARKES	b	14:29:40.265	3:55.815
76	Philip SHAW	a	14:21:45.467	3:57.417	78	Ken PARKES	b	14:25:44.450	3:58.024	12	Richard FORD	a	14:29:46.294	3:58.361
78	Ken PARKES	b	14:21:46.426	3:58.376	12	Richard FORD	a	14:25:47.933	3:59.404	77	Linton IRWIN	a	14:29:47.971	3:59.230
12	Richard FORD	a	14:21:48.529	4:00.479	77	Linton IRWIN	a	14:25:48.741	3:59.939	4	Billy LYLE	a	14:29:48.743	3:58.129
77	Linton IRWIN	a	14:21:48.802	4:00.752	4	Billy LYLE	a	14:25:50.614	3:57.267	51	Andy KILDEA	b	14:29:52.031	3:58.746
51	Andy KILDEA	b	14:21:49.481	4:01.431	51	Andy KILDEA	b	14:25:53.285	4:03.804	26	David CARLETON	b	14:29:52.489	3:58.528
26	David CARLETON	b	14:21:50.550	4:02.500	26	David CARLETON	b	14:25:53.961	4:03.411	2	Freddie STEWART	b	14:29:53.888	3:59.243
2	Freddie STEWART	b	14:21:51.257	4:03.207	2	Freddie STEWART	b	14:25:54.645	4:03.388	134	Sean LEONARD	a	14:29:57.504	4:02.679
134	Sean LEONARD	a	14:21:52.340	4:04.290	134	Sean LEONARD	a	14:25:54.825	4:02.485	46	Mark JOHNSON	b	14:29:58.300	3:58.497
4	Billy LYLE	a	14:21:53.347	4:05.297	46	Mark JOHNSON	b	14:25:59.803	4:03.667	63	Ian THOMPSON (R)	b	14:30:03.969	4:02.507
46	Mark JOHNSON	b	14:21:56.136	4:08.086	63	Ian THOMPSON (R)	b	14:26:01.462	4:04.777	211	Tim STEPHENSON	b	14:30:23.648	4:11.731
63	Ian THOMPSON (R)	b	14:21:56.685	4:08.635	211	Tim STEPHENSON	b	14:26:11.917	4:11.630	20	Gary HUTTON	b	14:31:01.936	4:23.384
211	Tim STEPHENSON	b	14:22:00.287	4:12.237	20	Gary HUTTON	b	14:26:38.552	4:23.317	199	Mark McCLOSKEY	b	14:31:02.710	4:22.765
20	Gary HUTTON	b	14:22:15.235	4:27.185	199	Mark McCLOSKEY	b	14:26:39.945	4:21.581	43	Alex McVICKER	b	14:31:17.515	4:27.470
199	Mark McCLOSKEY	b	14:22:18.364	4:30.314	182	Roger CHEN	b	14:26:49.353	4:30.528	182	Roger CHEN	b	14:31:18.053	4:28.700
182	Roger CHEN	b	14:22:18.825	4:30.775	43	Alex McVICKER	b	14:26:50.045	4:29.003	30	Robert WRIGHT	b	14:32:37.253	4:57.423
43	Alex McVICKER	b	14:22:21.042	4:32.992	30	Robert WRIGHT	b	14:27:39.830	4:55.110	34	Trevor STEWART	b	14:33:24.226	5:13.490
30	Robert WRIGHT	b	14:22:44.720	4:56.670	34	Trevor STEWART	b	14:28:10.736	5:08.173	69	Allen GIBSON	b	14:33:36.357	5:21.952
69	Allen GIBSON	b	14:23:02.525	5:14.475	69	Allen GIBSON	b	14:28:14.405	5:11.880					
34	Trevor STEWART	b	14:23:02.563	5:14.513										

# AROUND A POUND TANDRAGEE 1000

CLASSIC-21st Century Back Care Philip Riddall

Race 4 - Millside Eng/R Heatrick/W McCombe/Woolsey Concrete Cla

## LAP CHART



4

No	Name	Gp	Time of Day	Lap Time
178	Dean STIMPSON	a	14:32:34.760	3:38.325
71	Mark PARRETT	a	14:32:37.971	3:41.734
75	John PEMBERTON	a	14:32:44.097	3:42.095
79	Keith CLARKE	a	14:32:56.008	3:48.790
40	Barry DAVIDSON	a	14:33:02.407	3:48.245
24	George STINSON	a	14:33:17.322	3:49.015
87	Brian MATEER	a	14:33:20.406	3:51.347
10	Chris McGAHAN	b	14:33:29.994	3:54.370
78	Ken PARKES	b	14:33:33.474	3:53.209
5	Gary JAMISON	a	14:33:35.202	4:03.701
12	Richard FORD	a	14:33:42.995	3:56.701
77	Linton IRWIN	a	14:33:45.165	3:57.194
4	Billy LYLE	a	14:33:46.257	3:57.514
51	Andy KILDEA	b	14:33:48.533	3:56.502
26	David CARLETON	b	14:33:51.919	3:59.430
2	Freddie STEWART	b	14:33:53.658	3:59.770
46	Mark JOHNSON	b	14:33:54.859	3:56.559
134	Sean LEONARD	a	14:33:56.991	3:59.487
63	Ian THOMPSON (R)	b	14:34:09.049	4:05.080
211	Tim STEPHENSON	b	14:34:31.083	4:07.435
199	Mark McCLOSKEY	b	14:35:23.025	4:20.315
20	Gary HUTTON	b	14:35:24.793	4:22.857
43	Alex McVICKER	b	14:35:37.381	4:19.866
182	Roger CHEN	b	14:35:40.412	4:22.359
30	Robert WRIGHT	b	14:37:32.080	4:54.827
34	Trevor STEWART	b	14:38:28.173	5:03.947

5

No	Name	Gp	Time of Day	Lap Time
178	Dean STIMPSON	a	14:36:12.611	3:37.851
71	Mark PARRETT	a	14:36:18.464	3:40.493
75	John PEMBERTON	a	14:36:28.230	3:44.133
79	Keith CLARKE	a	14:36:42.834	3:46.826
40	Barry DAVIDSON	a	14:36:44.386	3:41.979
24	George STINSON	a	14:37:07.837	3:50.515
87	Brian MATEER	a	14:37:11.144	3:50.738
10	Chris McGAHAN	b	14:37:25.933	3:55.939
78	Ken PARKES	b	14:37:26.247	3:52.773
5	Gary JAMISON	a	14:37:38.467	4:03.265
12	Richard FORD	a	14:37:38.568	3:55.573
4	Billy LYLE	a	14:37:42.412	3:56.155
77	Linton IRWIN	a	14:37:43.073	3:57.908
51	Andy KILDEA	b	14:37:46.872	3:58.339
26	David CARLETON	b	14:37:51.899	3:59.980
46	Mark JOHNSON	b	14:37:52.661	3:57.802
134	Sean LEONARD	a	14:38:15.132	4:18.141
63	Ian THOMPSON (R)	b	14:38:18.436	4:09.387
211	Tim STEPHENSON	b	14:38:37.271	4:06.188
20	Gary HUTTON	b	14:39:47.498	4:22.705

**ROAD RACE - IRISH CLASSIC 250cc**

2018

Pos	No.	Name	Total	Diff	Gap	#1 #2	
						R1	R1
1	12	Richard FORD	45	0	0	25	20
2	20	Gary HUTTON	32	13	13	16	16
3	43	Alex McVICKER	26	19	6	13	13
4	87	Brian MATEER	25	20	1	x	25
5	30	Robert WRIGHT	22	23	3	11	11
6	76	Philip SHAW	20	25	2	20	x
7	34	Trevor STEWART	10	35	10	10	x
8	69	Allen GIBSON	9	36	1	9	x

**Event Legend**

#1 27/04/2018 KDM HIRE COOKSTOWN 100

#2 04/05/2018 AROUND A POUND TANDRAGEE 100

**ROAD RACE - IRISH CLASSIC 350cc**

2018

Pos	No.	Name	Total	Diff	Gap	#1 #2	
						R1	R1
1	40	Barry DAVIDSON	50	0	0	25	25
2	78	Ken PARKES	21	29	29	8	13
3	77	Linton IRWIN	21	29	0	10	11
4	66	Ed MANLY	20	30	1	20	x
5	24	George STINSON	20	30	0	x	20
6	134	Sean LEONARD	20	30	0	11	9
7	74	Jamie O'BRIEN	16	34	4	16	x
8	10	Chris McGAHAN	16	34	0	x	16
9	14	Nigel MOORE	13	37	3	13	x
10	46	Mark JOHNSON	10	40	3	x	10
11	9	Sam KINKEAD	9	41	1	9	x
12	63	Ian THOMPSON (R)	8	42	1	x	8
13	48	Gearoid HOARE	7	43	1	7	x
14	211	Tim STEPHENSON	7	43	0	x	7
15	57	David CRAWFORD	6	44	1	6	x

**Event Legend**

#1 27/04/2018 KDM HIRE COOKSTOWN 100

#2 04/05/2018 AROUND A POUND TANDRAGEE 100



**ROAD RACE - IRISH CLASSIC 1000cc**

2018

Pos	No.	Name	Total	Diff	Gap	#1 #2	
						R1	R1
1	34	Trevor STEWART	36	0	0	11	25
2	12	Richard FORD	25	11	11	25	x
3	155	Morgan GOVIGNON	20	16	5	20	x
4	74	Jamie O'BRIEN	16	20	4	16	x
5	76	Philip SHAW	13	23	3	13	x
6	15	Dave BROUGH	10	26	3	10	x

**Event Legend**

#1 27/04/2018 KDM HIRE COOKSTOWN 100

#2 04/05/2018 AROUND A POUND TANDRAGEE 100

Championship Standings of ROAD RACE - IRISH CLASSIC 500cc

Printed:: 05/05/2018 14:46:18

**ROAD RACE - IRISH CLASSIC 500cc**

2018

Pos	No.	Name	Total	Diff	Gap	#1 #2	
						R1	R1
1	4	Billy LYLE	26	0	0	16	10
2	178	Dean STIMPSON	25	1	1	x	25
3	40	Barry DAVIDSON	25	1	0	25	x
4	75	John PEMBERTON	24	2	1	8	16
5	71	Mark PARRETT	20	6	4	x	20
6	3	Wattie BROWN	20	6	0	20	x
7	5	Gary JAMISON	18	8	2	7	11
8	51	Andy KILDEA	18	8	0	9	9
9	26	David CARLETON	14	12	4	6	8
10	79	Keith CLARKE	13	13	1	x	13
11	2	Freddie STEWART	13	13	0	13	x
12	59	Anthony AMBLER	11	15	2	11	x
13	182	Roger CHEN	11	15	0	4	7
14	6	Antony NICHOLLS	10	16	1	10	x
15	20	Gary HUTTON	5	21	5	5	x

**Event Legend**

#1 27/04/2018 KDM HIRE COOKSTOWN 100

#2 04/05/2018 AROUND A POUND TANDRAGEE 100

**ROAD RACE - ULSTER CLASSIC 250cc**

2018

Pos	No.	Name	Total	Diff	Gap	#1 #2	
						R1	R1
1	12	Richard FORD	45	0	0	25	20
2	20	Gary HUTTON	32	13	13	16	16
3	43	Alex McVICKER	26	19	6	13	13
4	87	Brian MATEER	25	20	1	x	25
5	30	Robert WRIGHT	22	23	3	11	11
6	76	Philip SHAW	20	25	2	20	x
7	34	Trevor STEWART	10	35	10	10	x
8	69	Allen GIBSON	9	36	1	9	x

**Event Legend**

#1 27/04/2018 KDM HIRE COOKSTOWN 100

#2 04/05/2018 AROUND A POUND TANDRAGEE 100

**ROAD RACE - ULSTER CLASSIC 350cc**

2018

Pos	No.	Name	Total	Diff	Gap	#1 #2	
						R1	R1
1	40	Barry DAVIDSON	50	0	0	25	25
2	78	Ken PARKES	21	29	29	8	13
3	77	Linton IRWIN	21	29	0	10	11
4	66	Ed MANLY	20	30	1	20	x
5	24	George STINSON	20	30	0	x	20
6	134	Sean LEONARD	20	30	0	11	9
7	74	Jamie O'BRIEN	16	34	4	16	x
8	10	Chris McGAHAN	16	34	0	x	16
9	14	Nigel MOORE	13	37	3	13	x
10	46	Mark JOHNSON	10	40	3	x	10
11	9	Sam KINKEAD	9	41	1	9	x
12	63	Ian THOMPSON (R)	8	42	1	x	8
13	48	Gearoid HOARE	7	43	1	7	x
14	211	Tim STEPHENSON	7	43	0	x	7
15	57	David CRAWFORD	6	44	1	6	x

**Event Legend**

#1 27/04/2018 KDM HIRE COOKSTOWN 100

#2 04/05/2018 AROUND A POUND TANDRAGEE 100

**ROAD RACE - ULSTER CLASSIC 1000cc**

2018

Pos	No.	Name	Total	Diff	Gap	#1 #2	
						R1	R1
1	34	Trevor STEWART	36	0	0	11	25
2	12	Richard FORD	25	11	11	25	x
3	155	Morgan GOVIGNON	20	16	5	20	x
4	74	Jamie O'BRIEN	16	20	4	16	x
5	76	Philip SHAW	13	23	3	13	x
6	15	Dave BROUGH	10	26	3	10	x

**Event Legend**

#1 27/04/2018 KDM HIRE COOKSTOWN 100

#2 04/05/2018 AROUND A POUND TANDRAGEE 100

**ROAD RACE - ULSTER CLASSIC 500cc**

2018

Pos	No.	Name	Total	Diff	Gap	#1 #2	
						R1	R1
1	4	Billy LYLE	26	0	0	16	10
2	178	Dean STIMPSON	25	1	1	x	25
3	40	Barry DAVIDSON	25	1	0	25	x
4	75	John PEMBERTON	24	2	1	8	16
5	71	Mark PARRETT	20	6	4	x	20
6	3	Wattie BROWN	20	6	0	20	x
7	5	Gary JAMISON	18	8	2	7	11
8	51	Andy KILDEA	18	8	0	9	9
9	26	David CARLETON	14	12	4	6	8
10	79	Keith CLARKE	13	13	1	x	13
11	2	Freddie STEWART	13	13	0	13	x
12	59	Anthony AMBLER	11	15	2	11	x
13	182	Roger CHEN	11	15	0	4	7
14	6	Antony NICHOLLS	10	16	1	10	x
15	20	Gary HUTTON	5	21	5	5	x

**Event Legend**

#1 27/04/2018 KDM HIRE COOKSTOWN 100

#2 04/05/2018 AROUND A POUND TANDRAGEE 100