



**VAUXHALL**  
International 2018  
**North West 200®**

**Tuesday 15<sup>th</sup> – Saturday 19<sup>th</sup> May 2018**

promoted by  
**Coleraine & District Motor Club**  
[www.northwest200.org](http://www.northwest200.org)



**VAUXHALL**  
**SUPERTWIN RACE**



**Causeway  
Coast & Glens  
Borough Council**



**Northern Ireland  
Executive**



**Department for  
Communities**

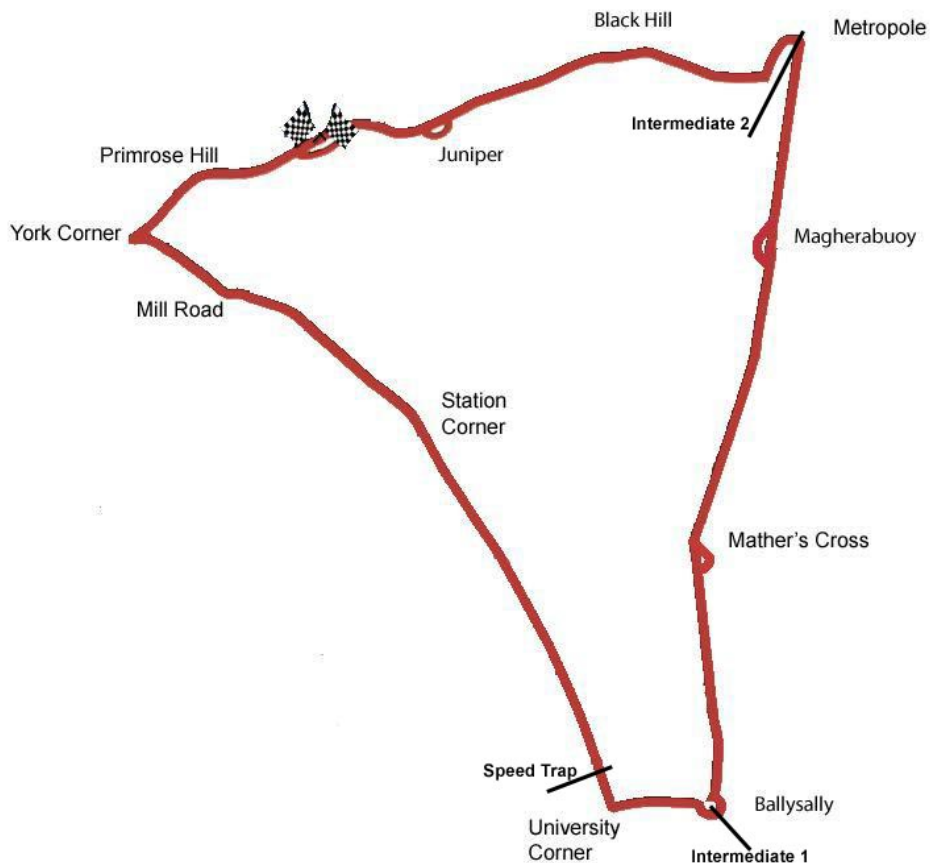


**Department for  
Infrastructure**



**Department for the  
Economy**

# The Triangle Circuit 8.970 miles



## MOST WINS at NORTH WEST 200

Alastair Seeley	21	2008 - 17	(Supersport – 10, Superstock – 7, Superbike – 4)
Robert Dunlop	15	1986 - 06	(125 – 5, 250 – 4, 350 – 1, Superbike – 5)
Michael Rutter	14	1997 - 17	(Supertwin – 1, Supersport – 2, Prod'n/S'tock – 2, Superbike – 9)
Joey Dunlop	13	1979 - 88	(250 – 1, 500 – 1, Production 750 – 2, Superbike – 9)
Phillip McCallen	11	1991 - 97	(250 – 2, 400 – 1, Supersport – 4, Superbike – 4)
Bruce Anstey	10	2002 - 14	(Supersport – 5, Production/Superstock – 4, Superbike – 1)
Tony Rutter	9	1973 - 82	(250 – 2, 350 – 5, 500 – 1, Superbike – 1)
Ian Lougher	8	1991 - 05	(125 – 5, 250 – 1, Supersport – 1, Superstock – 1)
Steve Plater	8	2006 - 09	(Supersport – 3, Superbike – 5)
Steven Cull	6	1980 - 88	(250 – 3, 350 – 1, Superbike – 2)
John McGuinness	6	2000 - 12	(250 – 1, 400 – 1, Supersport – 1, Superbike – 3)
Arthur Wheeler	5	1951 - 62	(250 – 5)
Tommy Robb	5	1959 - 65	(125 – 1, 250 – 4)
John Williams	5	1974 - 77	(350 – 1, 500 – 2, Superbike – 2)
Mick Grant	5	1975 - 82	(500 – 2, Superbike – 3)
Woolsey Coulter	5	1989 - 98	(250 – 5)
Ian Simpson	5	1995 - 98	(Supersport – 1, Production – 1, Superbike – 3)
Ryan Farquhar	5	2003 - 15	(Supertwin – 2, Supersport – 3)
Michael Dunlop	5	2008 - 16	(250 – 1, Supersport – 1, Superstock – 1, Superbike – 2)
Ernie Nott	4	1929 - 32	(500 – 4)
Jimmie Guthrie	4	1934 - 37	(500 – 4)
Bob McIntyre	4	1953 - 61	(350 – 2, 500 – 2)
Eddie Laycock	4	1986 - 90	(250 – 4)
David Jefferies	4	1999 - 02	(Supersport – 1, Superbike – 4)
William Dunlop	4	2009 - 14	(125 – 1, 250 – 1, Supersport – 1, Superbike – 1)

# The Triangle Circuit 8.970 miles

## LAP & RACE RECORDS & BEST SECTORS ANALYSIS (RACE & QUALIFYING)

<b>SUPERTWIN</b>	<b>Name</b>	<b>Machine</b>	<b>Laps</b>	<b>m</b>	<b>s</b>	<b>mph</b>	<b>Session &amp; Year</b>
Lap Record	Martin Jessopp	Kawasaki	4	52.438		110.423	Supertwin-1 2017
Best Qualifying Lap	Martin Jessopp	Kawasaki	4	55.644		109.226	Thu Qualifying 2017
Best Sector 1	Martin Jessopp	Kawasaki	2	11.717		111.143	Supertwin-2 2016
Best Sector 2	Martin Jessopp	Kawasaki	1	32.166		120.383	Supertwin-1 2017
Best Sector 3	Michael Rutter	Kawasaki	1	07.063		97.780	Supertwin-1 2017
Ideal Lap (sum of best sectors)			4	50.946		110.990	
Difference (Best Lap – Ideal Lap)					1.492		
Race Record	Martin Jessopp	Kawasaki	4	19	33.052	109.683	Supertwin-1 2017

<b>SUPERSPORT</b>	<b>Name</b>	<b>Machine</b>	<b>Laps</b>	<b>m</b>	<b>s</b>	<b>mph</b>	<b>Session &amp; Year</b>
Lap Record	Alastair Seeley	Kawasaki	4	34.045		117.835	Supersport-1 2016
Best Qualifying Lap	Alastair Seeley	Yamaha	4	35.624		117.160	Thu Qualifying 2014
Best Sector 1	Alastair Seeley	Kawasaki	2	02.490		119.515	Supersport-1 2016
Best Sector 2	Ian Hutchinson	Yamaha	1	26.451		128.341	Supersport-1 2017
Best Sector 3	Michael Dunlop	Yamaha	1	03.902		102.616	Supersport-1 2015
Ideal Lap (sum of best sectors)			4	32.843		118.354	
Difference (Best Lap – Ideal Lap)					1.202		
Race Record	Alastair Seeley	Kawasaki	6	27	39.302	116.463	Supersport-2 2016

<b>SUPERSTOCK</b>	<b>Name</b>	<b>Machine</b>	<b>Laps</b>	<b>m</b>	<b>s</b>	<b>mph</b>	<b>Session &amp; Year</b>
Lap Record	Alastair Seeley	BMW	4	22.755		122.898	Superstock-1 2017
Best Qualifying Lap	Alastair Seeley	BMW	4	22.104		123.203	Thu Qualifying 2017
Best Sector 1	Ian Hutchinson	BMW	1	57.454		124.639	Superstock-1 2016
Best Sector 2	Alastair Seeley	BMW	1	21.910		135.456	Superstock-1 2016
Best Sector 3	Alastair Seeley	BMW	1	02.561		104.816	Superstock-1 2017
Ideal Lap (sum of best sectors)			4	21.198		123.630	
Difference (Best Lap – Ideal Lap)					1.557		
Race Record	Alastair Seeley	BMW	6	26	22.328	122.129	Superstock-1 2017

(Best Sector 3 Bettered in Qualifying  
Alastair Seeley BMW 1 02.500 104.918 Thu Qualifying 2017)

<b>SUPERBIKE</b>	<b>Name</b>	<b>Machine</b>	<b>Laps</b>	<b>m</b>	<b>s</b>	<b>mph</b>	<b>Session &amp; Year</b>
Lap Record	Michael Dunlop	BMW	4	22.095		123.207	Superbike-1 2016
Best Qualifying Lap	Michael Rutter	BMW	4	23.943		122.345	Thu Qualifying 2017
Best Sector 1	Michael Dunlop	BMW	1	57.118		124.997	Superbike-1 2016
Best Sector 2	Alastair Seeley	BMW	1	19.340		139.844	Superbike-2 2017
Best Sector 3	Michael Dunlop	BMW	1	02.296		105.262	Superbike-1 2016
Ideal Lap (sum of best sectors)			4	18.754		124.798	
Difference (Best Lap – Ideal Lap)					3.341		
Race Record	Michael Dunlop	BMW	4	17	37.556	121.662	Superbike-1 2016

<b>Sector</b>	<b>Description</b>	<b>Distance</b>
Sector 1	Finish to Ballysally Roundabout	4.0665 miles
Sector 2	Ballysally Roundabout to Metropole	3.0820 miles
Sector 3	Metropole to Finish	1.8215 miles

## FASTEST SPEED TRAP SPEEDS

<b>Class</b>	<b>Name</b>	<b>Machine</b>	<b>mph</b>	<b>Session &amp; Year</b>
Superbike	Bruce Anstey	Honda	209.8	2016 Superbike-1
Superbike	Martin Jessopp	Ducati	208	2012 Tue Qualifying
Superbike	Ian Hutchinson	BMW	207.2	2016 Superbike-1
Superbike	Michael Rutter	BMW	205.9	2016 Superbike-1
Superstock	Michael Dunlop	BMW	205.9	2016 Superstock-1
Superbike	Conor Cummins	Honda	204.7	2016 Tue Qualifying
Supersport	William Dunlop	Yamaha	184.5	2016 Supersport-1
Supersport	Ian Hutchinson	Yamaha	184.5	2016 Supersport-2
Supertwin	James Hillier	Kawasaki	163.8	2016 Supertwin-1

**VAUXHALL International NORTH WEST 200  
SUPERTWIN  
First Qualifying  
Tuesday, 15 May 2018**




**Qualifying Time** 5:59.548 **Qualifying Speed** 89.813

Pos	Class	No	Name	Machine / Sponsor	Best Lap -----			Total Laps	Qualifying Laps
					Time	Behind	Speed		
<b>Qualifying Classification</b>									
1	TWN	86	Derek McGEE	Kawasaki - KMR Kawasaki/IEG Racing	5:00.942		107.303	3	4
2	TWN	40	Martin JESSOPP	Kawasaki - Riders Motorcycles	5:03.565	2.623	106.376	3	3
3	TWN	56	Adam McLEAN	Kawasaki - Roy Hanna Motors	5:04.214	3.272	106.149	3	4
4	TWN	74	Joey THOMPSON	Paton - Team ILR / Mark Coverdale	5:06.776	5.834	105.262	2	4
5	TWN	52	James COWTON	Kawasaki - McAdoo Kawasaki Racing	5:07.627	6.685	104.971	3	3
6	TWN	8	Christian ELKIN	Kawasaki - Dynocentre NI	5:10.571	9.629	103.976	3	4
7	TWN	65	Michael SWEENEY	Kawasaki - Kiely Heating Racing	5:13.106	12.164	103.134	2	3
8	TWN	5	Marty LENNON	Kawasaki - Milne Racing	5:17.361	16.419	101.752	3	4
9	TWN	28	Denver ROBB	Kawasaki	5:18.079	17.137	101.522	3	4
10	TWN	60	Darren COOPER	Kawasaki - Team DCR	5:18.536	17.594	101.376	4	4
11	TWN	63	Victor LOPEZ	Kawasaki - Martimotos Racing	5:19.938	18.996	100.932	3	4
12	TWN	29	Darren JAMES	Kawasaki - KMR Kawasaki/IEG Racing	5:21.283	20.341	100.510	2	3
13	TWN	84	Maria COSTELLO	Kawasaki - NGK Spark Plugs	5:25.342	24.400	99.256	3	4
14	TWN	100	Matt SADOWSKI	Kawasaki - CG Racing	5:26.322	25.380	98.957	2	3
15	TWN	42	Jonathan PERRY	Kawasaki - Jonathan Perry Racing	5:27.295	26.353	98.663	3	3
16	TWN	85	Steven HORNE	Kawasaki - Shirlaw's/Sinclair Bay Subsea	5:30.836	29.894	97.607	2	3
17	TWN	19	Kris DUNCAN	Kawasaki - Andy Donald Slating	5:32.009	31.067	97.262	3	3
18	TWN	101	Robert McCRUM	Kawasaki - Arctic / Woolsey Concrete	5:32.332	31.390	97.168	3	3
19	TWN	92	Jamie WILLIAMS	Kawasaki - JLG Racing	5:35.391	34.449	96.282	3	3

<b>Non Qualifiers</b>									
TWN	79	Bruce BIRNIE	Suzuki - Carnegie Fuels	5:31.565	30.623	97.393	2	2	1
TWN	109	Neil KERNOHAN	Kawasaki - McCloy Developments	5:32.220	31.278	97.201	2	2	1
TWN	182	Xavier DENIS	Kawasaki - Optimark Road Racing	5:51.653	50.711	91.829	3	3	1
TWN	99	Jeremy McWILLIAMS	Kawasaki - KMR Kawasaki/IEG Racing	5:55.883	54.941	90.738	1	2	1
TWN	22	Rikki McGOVERN	Kawasaki - Faraldo Racing	6:10.545	1:09.603	87.147	2	3	0
TWN	34	Daniel METTAM	Kawasaki - McKinstry Racing	6:17.554	1:16.612	85.529	1	1	0
TWN	97	Seamus ELLIOTT	Kawasaki - Mal Electrics	6:30.146	1:29.204	82.769	1	1	0

Provisional result to be confirmed by the Stewards of the Meeting subject to completion of technical inspections & the time limit for protests Page 1 / 1

Circuit	<b>The Triangle</b>	Signed	Organising Club	<b>Coleraine &amp; District MC</b>
Length(miles)	<b>8.9700 Lap 1 (8.8300)</b>	 Chief Timekeeper	Qualifying Started	<b>13:06</b>
Weather	<b>Cloudy</b>	Issued At:	13:53	
Track	<b>Mainly Dry, 17 °C</b>			





### SUPERTWIN

### First Qualifying

Tuesday, 15 May 2018

## DETAILED SECTOR ANALYSIS

### Qualifying Classification

Position

#### 1 86 Derek McGEE

TWN Behind

Best Time **5:00.942** Best Speed **107.303** On **3** Gp

Lap	Lap Time	Lap Speed	Sector 1	Sector 2	Sector 3	Speed Trap
1	5:49.554	90.939		1:40.710	1:12.938	<b>161.5</b>
2	5:05.727	105.624	2:19.271	1:35.922	1:10.534	156.6
3	<b>5:00.942</b>	<b>107.303</b>	2:16.173	<b>1:35.159</b>	<b>1:09.610</b>	156.6
4	5:11.368	103.710	<b>2:14.766</b>	1:36.480		155.5
<i>Ideal</i>	<i>4:59.535</i>	<i>107.807</i>	<i>2:14.766</i>	<i>1:35.159</i>	<i>1:09.610</i>	<i>161.5</i>

#### 2 40 Martin JESSOPP

TWN Behind **2.623**

Best Time **5:03.565** Best Speed **106.376** On **3** Gp

Lap	Lap Time	Lap Speed	Sector 1	Sector 2	Sector 3	Speed Trap
1	5:33.958	95.186		1:39.721	1:13.365	<b>155.1</b>
2	5:05.980	105.536	2:17.491	1:37.391	1:11.098	154.4
3	<b>5:03.565</b>	<b>106.376</b>	<b>2:16.944</b>	<b>1:36.127</b>	<b>1:10.494</b>	154.8
<i>Ideal</i>	<i>5:03.565</i>	<i>106.376</i>	<i>2:16.944</i>	<i>1:36.127</i>	<i>1:10.494</i>	<i>155.1</i>

#### 3 56 Adam McLEAN

TWN Behind **3.272**

Best Time **5:04.214** Best Speed **106.149** On **3** Gp

Lap	Lap Time	Lap Speed	Sector 1	Sector 2	Sector 3	Speed Trap
1	5:49.116	91.053		1:38.562	1:13.011	<b>154.8</b>
2	5:08.132	104.799	2:20.223	<b>1:37.272</b>	1:10.637	149.6
3	<b>5:04.214</b>	<b>106.149</b>	<b>2:16.684</b>	1:38.039	<b>1:09.491</b>	152.3
4	5:30.381	97.742	2:17.857	1:51.139		145.7
<i>Ideal</i>	<i>5:03.447</i>	<i>106.417</i>	<i>2:16.684</i>	<i>1:37.272</i>	<i>1:09.491</i>	<i>154.8</i>

#### 4 74 Joey THOMPSON

TWN Behind **5.834**

Best Time **5:06.776** Best Speed **105.262** On **2** Gp

Lap	Lap Time	Lap Speed	Sector 1	Sector 2	Sector 3	Speed Trap
1	5:51.320	90.482		1:36.944	1:13.802	<b>161.5</b>
2	<b>5:06.776</b>	<b>105.262</b>	2:17.960	<b>1:36.238</b>	<b>1:12.578</b>	160.3
3	5:08.487	104.679	<b>2:15.895</b>	1:39.050	1:13.542	158.1
4	6:33.783	82.005	3:04.967	1:55.621		144.5
<i>Ideal</i>	<i>5:04.711</i>	<i>105.976</i>	<i>2:15.895</i>	<i>1:36.238</i>	<i>1:12.578</i>	<i>161.5</i>

### Qualifying Classification

Position

#### 5 52 James COWTON

TWN Behind **6.685**

Best Time **5:07.627** Best Speed **104.971** On **3** Gp

Lap	Lap Time	Lap Speed	Sector 1	Sector 2	Sector 3	Speed Trap
1	5:48.269	91.274		1:39.791		152.0
2	7:14.812	74.267		1:39.755	1:12.185	<b>152.3</b>
3	<b>5:07.627</b>	<b>104.971</b>	<b>2:19.373</b>	<b>1:38.065</b>	<b>1:10.189</b>	151.3
<i>Ideal</i>	<i>5:07.627</i>	<i>104.971</i>	<i>2:19.373</i>	<i>1:38.065</i>	<i>1:10.189</i>	<i>152.3</i>

#### 6 8 Christian ELKIN

TWN Behind **9.629**

Best Time **5:10.571** Best Speed **103.976** On **3** Gp

Lap	Lap Time	Lap Speed	Sector 1	Sector 2	Sector 3	Speed Trap
1	5:39.195	93.716		1:39.122	1:13.735	<b>150.6</b>
2	5:15.809	102.252	2:22.004	1:40.494	1:13.311	149.3
3	<b>5:10.571</b>	<b>103.976</b>	<b>2:19.910</b>	<b>1:38.713</b>	<b>1:11.948</b>	<b>150.6</b>
4	5:13.086	103.141	2:20.272	1:39.968	1:12.846	149.0
<i>Ideal</i>	<i>5:10.571</i>	<i>103.976</i>	<i>2:19.910</i>	<i>1:38.713</i>	<i>1:11.948</i>	<i>150.6</i>

#### 7 65 Michael SWEENEY

TWN Behind **12.164**

Best Time **5:13.106** Best Speed **103.134** On **2** Gp

Lap	Lap Time	Lap Speed	Sector 1	Sector 2	Sector 3	Speed Trap
1	5:51.940	90.322		1:43.871	1:14.834	145.4
2	<b>5:13.106</b>	<b>103.134</b>	<b>2:20.722</b>	<b>1:39.557</b>	<b>1:12.827</b>	<b>145.7</b>
3	5:21.889	100.320	2:22.281	1:41.475		143.6
<i>Ideal</i>	<i>5:13.106</i>	<i>103.134</i>	<i>2:20.722</i>	<i>1:39.557</i>	<i>1:12.827</i>	<i>145.7</i>

#### 8 5 Marty LENNON

TWN Behind **16.419**

Best Time **5:17.361** Best Speed **101.752** On **3** Gp

Lap	Lap Time	Lap Speed	Sector 1	Sector 2	Sector 3	Speed Trap
1	5:53.865	89.831		1:42.793	1:16.933	140.6
2	5:24.483	99.518	2:25.180	1:43.839	1:15.464	<b>152.3</b>
3	<b>5:17.361</b>	<b>101.752</b>	<b>2:23.312</b>	<b>1:41.118</b>	<b>1:12.931</b>	146.1
4	5:27.089	98.725	2:25.206	1:42.332		146.4
<i>Ideal</i>	<i>5:17.361</i>	<i>101.752</i>	<i>2:23.312</i>	<i>1:41.118</i>	<i>1:12.931</i>	<i>152.3</i>



**SUPERTWIN**

**First Qualifying**

Tuesday, 15 May 2018

**DETAILED SECTOR ANALYSIS**

**Qualifying Classification**

Position

<b>9</b>	<b>28 Denver ROBB</b>	TWN	Behind	<b>17.137</b>		
Best Time	<b>5:18.079</b>	Best Speed	<b>101.522</b>	On 3 Gp		
Lap	Lap Time	Lap Speed	Sector 1	Sector 2	Sector 3	Speed Trap
1	6:25.607	82.436		1:44.795	1:18.009	141.7
2	5:22.305	100.191	2:26.796	<b>1:40.609</b>	1:14.900	147.0
3	<b>5:18.079</b>	<b>101.522</b>	<b>2:23.821</b>	1:40.891	<b>1:13.367</b>	144.2
4	5:38.026	95.531	2:24.576	1:44.230		<b>148.0</b>
Ideal	<b>5:17.797</b>	<b>101.612</b>	<b>2:23.821</b>	<b>1:40.609</b>	<b>1:13.367</b>	<b>148.0</b>

<b>10</b>	<b>60 Darren COOPER</b>	TWN	Behind	<b>17.594</b>		
Best Time	<b>5:18.536</b>	Best Speed	<b>101.376</b>	On 4 Gp		
Lap	Lap Time	Lap Speed	Sector 1	Sector 2	Sector 3	Speed Trap
1	6:33.674	80.747		1:42.987	1:18.329	<b>153.0</b>
2	5:23.549	99.806	2:25.197	1:41.699	1:16.653	152.3
3	5:18.771	101.302	2:23.284	1:40.749	<b>1:14.738</b>	151.3
4	<b>5:18.536</b>	<b>101.376</b>	<b>2:22.268</b>	<b>1:40.215</b>	1:16.053	152.0
Ideal	<b>5:17.221</b>	<b>101.797</b>	<b>2:22.268</b>	<b>1:40.215</b>	<b>1:14.738</b>	<b>153.0</b>

<b>11</b>	<b>63 Victor LOPEZ</b>	TWN	Behind	<b>18.996</b>		
Best Time	<b>5:19.938</b>	Best Speed	<b>100.932</b>	On 3 Gp		
Lap	Lap Time	Lap Speed	Sector 1	Sector 2	Sector 3	Speed Trap
1	5:53.405	89.948		1:42.357	1:15.456	<b>146.7</b>
2	5:22.213	100.219	2:25.195	1:42.282	1:14.736	146.4
3	<b>5:19.938</b>	<b>100.932</b>	<b>2:23.240</b>	1:41.993	<b>1:14.705</b>	145.4
4	5:21.287	100.508	2:23.574	<b>1:41.469</b>	1:16.244	146.1
Ideal	<b>5:19.414</b>	<b>101.098</b>	<b>2:23.240</b>	<b>1:41.469</b>	<b>1:14.705</b>	<b>146.7</b>

<b>12</b>	<b>29 Darren JAMES</b>	TWN	Behind	<b>20.341</b>		
Best Time	<b>5:21.283</b>	Best Speed	<b>100.510</b>	On 2 Gp		
Lap	Lap Time	Lap Speed	Sector 1	Sector 2	Sector 3	Speed Trap
1	6:25.947	82.364		1:42.620	1:17.980	<b>149.3</b>
2	<b>5:21.283</b>	<b>100.510</b>	<b>2:25.801</b>	<b>1:39.805</b>	<b>1:15.677</b>	148.6
3	5:45.472	93.472	2:49.612	1:39.811	1:16.049	146.1
Ideal	<b>5:21.283</b>	<b>100.510</b>	<b>2:25.801</b>	<b>1:39.805</b>	<b>1:15.677</b>	<b>149.3</b>

**Qualifying Classification**

Position

<b>13</b>	<b>84 Maria COSTELLO</b>	TWN	Behind	<b>24.400</b>		
Best Time	<b>5:25.342</b>	Best Speed	<b>99.256</b>	On 3 Gp		
Lap	Lap Time	Lap Speed	Sector 1	Sector 2	Sector 3	Speed Trap
1	6:14.189	84.952		1:46.497	1:21.886	<b>148.6</b>
2	5:32.312	97.174	2:29.008	1:45.460	1:17.844	146.1
3	<b>5:25.342</b>	<b>99.256</b>	2:26.513	<b>1:43.091</b>	<b>1:15.738</b>	143.0
4	5:34.634	96.499	<b>2:25.584</b>	1:44.528		145.7
Ideal	<b>5:24.413</b>	<b>99.540</b>	<b>2:25.584</b>	<b>1:43.091</b>	<b>1:15.738</b>	<b>148.6</b>

<b>14</b>	<b>100 Matt SADOWSKI</b>	TWN	Behind	<b>25.380</b>		
Best Time	<b>5:26.322</b>	Best Speed	<b>98.957</b>	On 2 Gp		
Lap	Lap Time	Lap Speed	Sector 1	Sector 2	Sector 3	Speed Trap
1	6:39.938	79.482		1:44.673	1:19.394	<b>148.0</b>
2	<b>5:26.322</b>	<b>98.957</b>	2:28.793	1:41.942	<b>1:15.587</b>	145.1
3	5:31.978	97.272	<b>2:27.767</b>	<b>1:41.849</b>		145.4
Ideal	<b>5:25.203</b>	<b>99.298</b>	<b>2:27.767</b>	<b>1:41.849</b>	<b>1:15.587</b>	<b>148.0</b>

<b>15</b>	<b>42 Jonathan PERRY</b>	TWN	Behind	<b>26.353</b>		
Best Time	<b>5:27.295</b>	Best Speed	<b>98.663</b>	On 3 Gp		
Lap	Lap Time	Lap Speed	Sector 1	Sector 2	Sector 3	Speed Trap
1	6:19.993	83.654		1:46.527	1:19.481	141.5
2	5:33.332	96.876	2:30.443	1:44.738	1:18.151	143.6
3	<b>5:27.295</b>	<b>98.663</b>	<b>2:28.168</b>	<b>1:42.714</b>	<b>1:16.413</b>	<b>147.3</b>
Ideal	<b>5:27.295</b>	<b>98.663</b>	<b>2:28.168</b>	<b>1:42.714</b>	<b>1:16.413</b>	<b>147.3</b>

<b>16</b>	<b>85 Steven HORNE</b>	TWN	Behind	<b>29.894</b>		
Best Time	<b>5:30.836</b>	Best Speed	<b>97.607</b>	On 2 Gp		
Lap	Lap Time	Lap Speed	Sector 1	Sector 2	Sector 3	Speed Trap
1	6:27.089	82.121		1:45.364	1:18.353	<b>146.4</b>
2	<b>5:30.836</b>	<b>97.607</b>	<b>2:27.667</b>	<b>1:44.178</b>	1:18.991	143.9
3	5:33.585	96.803	2:29.430	1:46.071	<b>1:18.084</b>	142.6
Ideal	<b>5:29.929</b>	<b>97.876</b>	<b>2:27.667</b>	<b>1:44.178</b>	<b>1:18.084</b>	<b>146.4</b>







### SUPERTWIN

### First Qualifying

Tuesday, 15 May 2018

## DETAILED SECTOR ANALYSIS

### Qualifying Classification

Position

#### 17 19 Kris DUNCAN

TWN Behind 31.067

Best Time 5:32.009 Best Speed 97.262 On 3 Gp

Lap	Lap Time	Lap Speed	Sector 1	Sector 2	Sector 3	Speed Trap
1	6:41.011	79.270		1:44.103	1:19.649	143.0
2	5:32.457	97.131	2:29.870	1:44.627	1:17.960	142.6
3	5:32.009	97.262	2:31.086	1:44.094	1:16.829	137.4
Ideal	5:30.793	97.620	2:29.870	1:44.094	1:16.829	143.0

#### 18 101 Robert McCRUM

TWN Behind 31.390

Best Time 5:32.332 Best Speed 97.168 On 3 Gp

Lap	Lap Time	Lap Speed	Sector 1	Sector 2	Sector 3	Speed Trap
1	7:11.552	73.660		1:47.266	1:21.592	142.0
2	5:36.323	96.015	2:32.191	1:45.006	1:19.126	145.7
3	5:32.332	97.168	2:29.220	1:44.928	1:18.184	144.5
Ideal	5:32.332	97.168	2:29.220	1:44.928	1:18.184	145.7

#### 19 92 Jamie WILLIAMS

TWN Behind 34.449

Best Time 5:35.391 Best Speed 96.282 On 3 Gp

Lap	Lap Time	Lap Speed	Sector 1	Sector 2	Sector 3	Speed Trap
1	6:25.310	82.500		1:45.790	1:19.444	144.8
2	5:37.026	95.815	2:33.367	1:45.385	1:18.274	145.4
3	5:35.391	96.282	2:32.829	1:44.049	1:18.513	144.2
Ideal	5:35.152	96.350	2:32.829	1:44.049	1:18.274	145.4

### Non Qualifiers

Position

#### 79 Bruce BIRNIE

TWN Behind 30.623

Best Time 5:31.565 Best Speed 97.393 On 2 Gp

Lap	Lap Time	Lap Speed	Sector 1	Sector 2	Sector 3	Speed Trap
1	12:34.711	42.119		1:48.716	1:18.128	130.5
2	5:31.565	97.393	2:29.761	1:45.592	1:16.212	137.4
Ideal	5:31.565	97.393	2:29.761	1:45.592	1:16.212	137.4

### Non Qualifiers

Position

#### 109 Neil KERNOHAN

TWN Behind 31.278

Best Time 5:32.220 Best Speed 97.201 On 2 Gp

Lap	Lap Time	Lap Speed	Sector 1	Sector 2	Sector 3	Speed Trap
1	6:41.184	79.235		1:50.356	1:17.886	142.6
2	5:32.220	97.201	2:28.742	1:44.681		146.7
Ideal	5:31.309	97.468	2:28.742	1:44.681	1:17.886	146.7

#### 182 Xavier DENIS

TWN Behind 50.711

Best Time 5:51.653 Best Speed 91.829 On 3 Gp

Lap	Lap Time	Lap Speed	Sector 1	Sector 2	Sector 3	Speed Trap
1	6:41.963	79.082		1:41.202		150.0
2	7:23.346	72.837		1:39.401	1:14.124	152.0
3	5:51.653	91.829	2:21.688	1:38.718		151.0
Ideal	5:14.530	102.667	2:21.688	1:38.718	1:14.124	152.0

#### 99 Jeremy McWILLIAMS

TWN Behind 54.941

Best Time 5:55.883 Best Speed 90.738 On 1 Gp

Lap	Lap Time	Lap Speed	Sector 1	Sector 2	Sector 3	Speed Trap
1	5:55.883	89.321		1:40.957		148.6
2	9:57.819	54.016		1:40.474		143.9
Ideal	0.000	0.000		1:40.474		148.6

#### 22 Rikki McGOVERN

TWN Behind 1:09.603

Best Time 6:10.545 Best Speed 87.147 On 2 Gp

Lap	Lap Time	Lap Speed	Sector 1	Sector 2	Sector 3	Speed Trap
1	7:31.962	70.333		1:59.539	1:28.588	129.2
2	6:10.545	87.147	2:46.785	1:57.150	1:26.610	130.2
3	6:12.745	86.633	2:46.134	1:56.632		126.1
Ideal	6:09.376	87.423	2:46.134	1:56.632	1:26.610	130.2

#### 34 Daniel METTAM

TWN Behind 1:16.612

Best Time 6:17.554 Best Speed 85.529 On 1 Gp

Lap	Lap Time	Lap Speed	Sector 1	Sector 2	Sector 3	Speed Trap
1	6:17.554	84.195		1:41.816	1:16.487	148.3
Ideal	0.000	0.000		1:41.816	1:16.487	148.3

### Non Qualifiers

Position

### 97 Seamus ELLIOTT

TWN Behind **1:29.204**

Best Time **6:30.146** Best Speed **82.769** On 1 Gp

Lap	Lap Time	Lap Speed	Sector 1	Sector 2	Sector 3	Speed Trap
1	<b>6:30.146</b>	81.477		<b>1:44.659</b>		<b>144.2</b>
<i>Ideal</i>	<i>0.000</i>	<i>0.000</i>		<i>1:44.659</i>		<i>144.2</i>



# VAUXHALL International NORTH WEST 200

## SUPERTWIN

### First Qualifying

# SECTOR ANALYSIS

Perfect Lap (sum of best sectors) = 4:59.416



### SECTOR 1

#### FINISH - BALLYALLY

### SECTOR 2

#### BALLYALLY - METROPOLE

### SECTOR 3

#### METROPOLE - FINISH

### IDEAL / BEST

#### COMPARISON

Pos	No	Name	Time	No	Name	Time	No	Name	Time	Pos	No	Name	Ideal Time	Best Tim	Diff
1	86	Derek McGEE	2:14.766	86	Derek McGEE	1:35.159	56	Adam McLEAN	1:09.491	1	86	Derek McGEE	4:59.535	5:00.942	1.407
2	74	Joey THOMPSON	2:15.895	40	Martin JESSOPP	1:36.127	86	Derek McGEE	1:09.610	2	40	Martin JESSOPP	5:03.565	5:03.565	0.000
3	56	Adam McLEAN	2:16.684	74	Joey THOMPSON	1:36.238	52	James COWTON	1:10.189	3	56	Adam McLEAN	5:03.447	5:04.214	0.767
4	40	Martin JESSOPP	2:16.944	56	Adam McLEAN	1:37.272	40	Martin JESSOPP	1:10.494	4	74	Joey THOMPSON	5:04.711	5:06.776	2.065
5	52	James COWTON	2:19.373	52	James COWTON	1:38.065	8	Christian ELKIN	1:11.948	5	52	James COWTON	5:07.627	5:07.627	0.000
6	8	Christian ELKIN	2:19.910	8	Christian ELKIN	1:38.713	74	Joey THOMPSON	1:12.578	6	8	Christian ELKIN	5:10.571	5:10.571	0.000
7	65	Michael SWEENEY	2:20.722	182	Xavier DENIS	1:38.718	65	Michael SWEENEY	1:12.827	7	65	Michael SWEENEY	5:13.106	5:13.106	0.000
8	182	Xavier DENIS	2:21.688	65	Michael SWEENEY	1:39.557	5	Marty LENNON	1:12.931	8	5	Marty LENNON	5:17.361	5:17.361	0.000
9	60	Darren COOPER	2:22.268	29	Darren JAMES	1:39.805	28	Denver ROBB	1:13.367	9	28	Denver ROBB	5:17.797	5:18.079	0.282
10	63	Victor LOPEZ	2:23.240	60	Darren COOPER	1:40.215	182	Xavier DENIS	1:14.124	10	60	Darren COOPER	5:17.221	5:18.536	1.315
11	5	Marty LENNON	2:23.312	99	Jeremy McWILLIAMS	1:40.474	63	Victor LOPEZ	1:14.705	11	63	Victor LOPEZ	5:19.414	5:19.938	0.524
12	28	Denver ROBB	2:23.821	28	Denver ROBB	1:40.609	60	Darren COOPER	1:14.738	12	29	Darren JAMES	5:21.283	5:21.283	0.000
13	84	Maria COSTELLO	2:25.584	5	Marty LENNON	1:41.118	100	Matt SADOWSKI	1:15.587	13	84	Maria COSTELLO	5:24.413	5:25.342	0.929
14	29	Darren JAMES	2:25.801	63	Victor LOPEZ	1:41.469	29	Darren JAMES	1:15.677	14	100	Matt SADOWSKI	5:25.203	5:26.322	1.119
15	85	Steven HORNE	2:27.667	34	Daniel METTAM	1:41.816	84	Maria COSTELLO	1:15.738	15	42	Jonathan PERRY	5:27.295	5:27.295	0.000
16	100	Matt SADOWSKI	2:27.767	100	Matt SADOWSKI	1:41.849	79	Bruce BIRNIE	1:16.212	16	85	Steven HORNE	5:29.929	5:30.836	0.907
17	42	Jonathan PERRY	2:28.168	42	Jonathan PERRY	1:42.714	42	Jonathan PERRY	1:16.413	17	79	Bruce BIRNIE	5:31.565	5:31.565	0.000
18	109	Neil KERNOHAN	2:28.742	84	Maria COSTELLO	1:43.091	34	Daniel METTAM	1:16.487	18	19	Kris DUNCAN	5:30.793	5:32.009	1.216
19	101	Robert McCRUM	2:29.220	92	Jamie WILLIAMS	1:44.049	19	Kris DUNCAN	1:16.829	19	109	Neil KERNOHAN	5:31.309	5:32.220	0.911
20	79	Bruce BIRNIE	2:29.761	19	Kris DUNCAN	1:44.094	109	Neil KERNOHAN	1:17.886	20	101	Robert McCRUM	5:32.332	5:32.332	0.000
21	19	Kris DUNCAN	2:29.870	85	Steven HORNE	1:44.178	85	Steven HORNE	1:18.084	21	92	Jamie WILLIAMS	5:35.152	5:35.391	0.239
22	92	Jamie WILLIAMS	2:32.829	97	Seamus ELLIOTT	1:44.659	101	Robert McCRUM	1:18.184	22	182	Xavier DENIS	5:14.530	5:51.653	37.123
23	22	Rikki McGOVERN	2:46.134	109	Neil KERNOHAN	1:44.681	92	Jamie WILLIAMS	1:18.274	23	22	Rikki McGOVERN	6:09.376	6:10.545	1.169
				101	Robert McCRUM	1:44.928	22	Rikki McGOVERN	1:26.610	24	99	Jeremy McWILLIAMS		9:57.819	
				79	Bruce BIRNIE	1:45.592									
				22	Rikki McGOVERN	1:56.632									

# VAUXHALL International NORTH WEST 200

## SUPERTWIN

First Qualifying

Tuesday, 15 May 2018



# SPEED TRAP North West 200®

## ON APPROACH TO UNIVERSITY

Class	No/Name	Fastest	Lap 1	Lap 2	Lap 3	Lap 4	Lap 5	Lap 6	Lap 7	Lap 8	Lap 9	Lap 10	Lap 11	Lap 12
TWN	86 Derek McGEE	<b>161.5</b>	<u>161.5</u>	156.6	156.6	155.5								
TWN	74 Joey THOMPSON	<b>161.5</b>	<u>161.5</u>	160.3	158.1	144.5								
TWN	40 Martin JESSOPP	<b>155.1</b>	<u>155.1</u>	154.4	154.8									
TWN	56 Adam McLEAN	<b>154.8</b>	<u>154.8</u>	149.6	152.3	145.7								
TWN	60 Darren COOPER	<b>153.0</b>	<u>153.0</u>	152.3	151.3	152.0								
TWN	52 James COWTON	<b>152.3</b>	152.0	<u>152.3</u>	151.3									
TWN	5 Marty LENNON	<b>152.3</b>	140.6	<u>152.3</u>	146.1	146.4								
TWN	182 Xavier DENIS	<b>152.0</b>	150.0	<u>152.0</u>	151.0									
TWN	8 Christian ELKIN	<b>150.6</b>	<u>150.6</u>	149.3	<u>150.6</u>	149.0								
TWN	29 Darren JAMES	<b>149.3</b>	<u>149.3</u>	148.6	146.1									
TWN	84 Maria COSTELLO	<b>148.6</b>	<u>148.6</u>	146.1	143.0	145.7								
TWN	99 Jeremy McWILLIAMS	<b>148.6</b>	<u>148.6</u>	143.9										
TWN	34 Daniel METTAM	<b>148.3</b>	<u>148.3</u>											
TWN	28 Denver ROBB	<b>148.0</b>	141.7	147.0	144.2	<u>148.0</u>								
TWN	100 Matt SADOWSKI	<b>148.0</b>	<u>148.0</u>	145.1	145.4									
TWN	42 Jonathan PERRY	<b>147.3</b>	141.5	143.6	<u>147.3</u>									
TWN	109 Neil KERNOHAN	<b>146.7</b>	142.7	<u>146.7</u>										
TWN	63 Victor LOPEZ	<b>146.7</b>	<u>146.7</u>	146.4	145.4	146.1								
TWN	85 Steven HORNE	<b>146.4</b>	<u>146.4</u>	143.9	142.7									
TWN	65 Michael SWEENEY	<b>145.7</b>	145.4	<u>145.7</u>	143.6									
TWN	101 Robert McCURUM	<b>145.7</b>	142.0	<u>145.7</u>	144.5									
TWN	92 Jamie WILLIAMS	<b>145.4</b>	144.8	<u>145.4</u>	144.2									
TWN	97 Seamus ELLIOTT	<b>144.2</b>	<u>144.2</u>											
TWN	19 Kris DUNCAN	<b>143.0</b>	<u>143.0</u>	142.7	137.4									
TWN	79 Bruce BIRNIE	<b>137.4</b>	130.5	<u>137.4</u>										
TWN	22 Rikki McGOVERN	<b>130.2</b>	129.2	<u>130.2</u>	126.1									

**VAUXHALL International NORTH WEST 200  
SUPERTWIN  
Second Qualifying  
Thursday, 17 May 2018**



**Qualifying Time** 5:51.229 **Qualifying Speed** 91.94

Pos	Class	No	Name	Machine / Sponsor	Best Lap		On	Total Laps	Qualifying Laps
					Time	Speed			
<b>Qualifying Classification</b>									
1	TWN	40	Martin JESSOPP	Kawasaki - Riders Motorcycles	4:56.536	108.897	6	6	5
2	TWN	56	Adam McLEAN	Kawasaki - Roy Hanna Motors	4:56.574	108.883	6	7	7
3	TWN	52	James COWTON	Kawasaki - McAdoo Kawasaki Racing	4:57.716	108.466	6	7	6
4	TWN	74	Joey THOMPSON	Paton - Team ILR / Mark Coverdale	4:59.178	107.936	7	7	6
5	TWN	86	Derek McGEE	Kawasaki - KMR Kawasaki/IEG Racing	5:00.337	107.519	2	3	2
6	TWN	99	Jeremy McWILLIAMS	Kawasaki - KMR Kawasaki/IEG Racing	5:00.927	107.308	7	7	5
7	TWN	8	Christian ELKIN	Kawasaki - Dynocentre NI	5:05.774	105.607	6	6	5
8	TWN	182	Xavier DENIS	Kawasaki - Optimark Road Racing	5:09.753	104.251	3	6	4
9	TWN	65	Michael SWEENEY	Kawasaki - Kiely Heating Racing	5:11.157	103.780	3	4	4
10	TWN	60	Darren COOPER	Kawasaki - Team DCR	5:13.491	103.008	4	5	4
11	TWN	28	Denver ROBB	Kawasaki	5:13.856	102.888	3	5	2
12	TWN	63	Victor LOPEZ	Kawasaki - Martimotos Racing	5:14.026	102.832	4	6	5
13	TWN	42	Jonathan PERRY	Kawasaki - Jonathan Perry Racing	5:16.938	101.887	5	5	3
14	TWN	5	Marty LENNON	Kawasaki - Milne Racing	5:17.188	101.807	3	4	3
15	TWN	19	Kris DUNCAN	Kawasaki - Andy Donald Slating	5:19.403	101.101	2	5	4
16	TWN	97	Seamus ELLIOTT	Kawasaki - Mal Electrics	5:19.832	100.966	6	7	4
17	TWN	109	Neil KERNOHAN	Kawasaki - McCloy Developments	5:22.266	100.203	6	6	5
18	TWN	85	Steven HORNE	Kawasaki - Shirlaw's/Sinclair Bay Subsea	5:24.602	99.482	4	7	6
19	TWN	79	Bruce BIRNIE	Suzuki - Carnegie Fuels	5:24.735	99.441	4	5	4
20	TWN	92	Jamie WILLIAMS	Kawasaki - JLG Racing	5:28.381	98.337	3	5	4
21	TWN	101	Robert McCRUM	Kawasaki - Arctic / Woolsey Concrete	5:32.968	96.982	4	4	3
22	TWN	22	Rikki McGOVERN	Kawasaki - Faraldo Racing	5:41.558	94.543	5	6	5

**Non Qualifiers**


TWN	34	Daniel METTAM	Kawasaki - McKinstry Racing	5:15.596	19.060	102.321	2	2	1
TWN	84	Maria COSTELLO	Kawasaki - NGK Spark Plugs	6:17.071	1:20.535	85.639	1	1	0

**Times Disallowed**

TWN	100	Matt SADOWSKI	Kawasaki - CG Racing	5:20.547		100.740	3	6	4
-----	-----	---------------	----------------------	----------	--	---------	---	---	---

**No 100 - lap times disallowed due to fuel irregularities**

Provisional result to be confirmed by the Stewards of the Meeting subject to completion of technical inspections & the time limit for protests Page 1 / 1

Circuit	<b>The Triangle</b>	Signed	Organising Club	<b>Coleraine &amp; District MC</b>
Length(miles)	<b>8.9700 Lap 1 (8.8300)</b>	 Chief Timekeeper	Qualifying Started	<b>09:57</b>
Weather	<b>Sunny</b>	Issued At:	15:54	
Track	<b>Dry, 22°C</b>			





### Qualifying Classification

Position

<b>1</b>	<b>40 Martin JESSOPP</b>	TWN	Behind			
Best Time	<b>4:56.536</b>	Best Speed	<b>108.897</b>	On <b>6</b> Gp		
Lap	Lap Time	Lap Speed	Sector 1	Sector 2	Sector 3	Speed Trap
1	5:25.434	97.679		1:35.970	1:11.501	150.6
2	5:00.488	107.465	2:17.155	1:34.336	1:08.997	150.6
3	4:58.807	108.070	2:16.198	1:34.329	1:08.280	150.0
4	11:07.940	48.346		1:36.605	1:09.676	151.0
5	4:56.846	108.784	2:14.812	1:34.038	<b>1:07.996</b>	150.6
6	<b>4:56.536</b>	<b>108.897</b>	<b>2:14.219</b>	<b>1:33.714</b>	1:08.603	<b>152.0</b>
Ideal	4:55.929	109.121	2:14.219	1:33.714	1:07.996	152.0

<b>2</b>	<b>56 Adam McLEAN</b>	TWN	Behind	<b>0.038</b>		
Best Time	<b>4:56.574</b>	Best Speed	<b>108.883</b>	On <b>6</b> Gp		
Lap	Lap Time	Lap Speed	Sector 1	Sector 2	Sector 3	Speed Trap
1	5:43.075	92.656		1:35.384	1:09.891	<b>150.0</b>
2	5:12.032	103.489			1:08.734	148.6
3	4:59.506	107.818			1:08.802	147.0
4	4:58.726	108.099	2:16.706	1:33.878	1:08.142	144.5
5	4:57.219	108.647	2:15.545	1:33.765	1:07.909	146.4
6	<b>4:56.574</b>	<b>108.883</b>	<b>2:15.078</b>	<b>1:33.437</b>	1:08.059	147.3
7	4:56.898	108.765			<b>1:07.798</b>	145.7
Ideal	4:56.313	108.979	2:15.078	1:33.437	1:07.798	150.0

<b>3</b>	<b>52 James COWTON</b>	TWN	Behind	<b>1.180</b>		
Best Time	<b>4:57.716</b>	Best Speed	<b>108.466</b>	On <b>6</b> Gp		
Lap	Lap Time	Lap Speed	Sector 1	Sector 2	Sector 3	Speed Trap
1	5:37.524	94.180		1:35.745	1:09.952	150.6
2	5:02.931	106.599	2:18.408	1:35.505	1:09.018	<b>151.0</b>
3	5:05.703	105.632	2:17.338	1:35.788		148.6
4	8:17.175	64.951		1:41.002	1:13.920	149.3
5	4:59.699	107.748	2:16.524	1:34.823	1:08.352	149.3
6	<b>4:57.716</b>	<b>108.466</b>	<b>2:15.414</b>	<b>1:34.194</b>	<b>1:08.108</b>	149.6
7	5:14.237	102.763	2:19.113	1:39.755		145.4
Ideal	4:57.716	108.466	2:15.414	1:34.194	1:08.108	151.0

### Qualifying Classification

Position

<b>4</b>	<b>74 Joey THOMPSON</b>	TWN	Behind	<b>2.642</b>		
Best Time	<b>4:59.178</b>	Best Speed	<b>107.936</b>	On <b>7</b> Gp		
Lap	Lap Time	Lap Speed	Sector 1	Sector 2	Sector 3	Speed Trap
1	5:47.122	91.576		1:34.608	1:12.302	<b>158.4</b>
2	5:11.777	103.574	2:25.515	1:34.280	1:11.982	147.0
3	5:01.483	107.111	2:16.656	1:33.402	1:11.425	157.3
4	5:02.248	106.839	2:16.665	1:34.422	1:11.161	155.9
5	5:57.234	90.395	2:21.300	2:02.388	1:33.546	143.9
6	5:01.528	107.095	2:16.926	1:34.186	1:10.416	156.9
7	<b>4:59.178</b>	<b>107.936</b>	<b>2:15.548</b>	<b>1:33.376</b>	<b>1:10.254</b>	156.9
Ideal	4:59.178	107.936	2:15.548	1:33.376	1:10.254	158.4

<b>5</b>	<b>86 Derek McGEE</b>	TWN	Behind	<b>3.801</b>		
Best Time	<b>5:00.337</b>	Best Speed	<b>107.519</b>	On <b>2</b> Gp		
Lap	Lap Time	Lap Speed	Sector 1	Sector 2	Sector 3	Speed Trap
1	6:03.024	87.564		1:40.019	1:13.431	<b>158.4</b>
2	<b>5:00.337</b>	<b>107.519</b>	<b>2:16.150</b>	<b>1:34.201</b>	<b>1:09.986</b>	154.8
3	5:11.425	103.691	2:16.804	1:35.885		153.7
Ideal	5:00.337	107.519	2:16.150	1:34.201	1:09.986	158.4

<b>6</b>	<b>99 Jeremy McWILLIAMS</b>	TWN	Behind	<b>4.391</b>		
Best Time	<b>5:00.927</b>	Best Speed	<b>107.308</b>	On <b>7</b> Gp		
Lap	Lap Time	Lap Speed	Sector 1	Sector 2	Sector 3	Speed Trap
1	6:00.923	88.074		1:37.136	1:12.166	151.3
2	5:03.633	106.352	2:18.503	<b>1:34.802</b>	1:10.328	<b>153.7</b>
3	5:02.782	106.651	2:17.699	1:34.885	1:10.198	150.6
4	5:12.598	103.302	2:20.930	1:37.911		148.6
5	8:11.774	65.664		1:36.043	1:11.002	149.3
6	5:09.211	104.434	2:17.799	1:41.004	1:10.408	150.0
7	<b>5:00.927</b>	<b>107.308</b>	<b>2:16.512</b>	1:35.151	<b>1:09.264</b>	149.0
Ideal	5:00.578	107.433	2:16.512	1:34.802	1:09.264	153.7



### Qualifying Classification

Position

**7**

**8 Christian ELKIN**

TWN Behind **9.238**

Best Time **5:05.774** Best Speed **105.607** On **6** Gp

Lap	Lap Time	Lap Speed	Sector 1	Sector 2	Sector 3	Speed Trap
1	5:33.192	95.404		1:36.564	1:12.668	<b>149.6</b>
2	5:09.478	104.343	2:21.894	1:37.041	<b>1:10.543</b>	147.7
3	5:17.410	101.736	2:20.854	1:37.240		147.3
4	11:21.021	47.417		1:37.733	1:11.439	147.0
5	5:06.167	105.472	2:18.812	<b>1:35.836</b>	1:11.519	147.0
6	<b>5:05.774</b>	<b>105.607</b>	<b>2:18.145</b>	1:36.380	1:11.249	146.7
<i>Ideal</i>	<i>5:04.524</i>	<i>106.041</i>	<i>2:18.145</i>	<i>1:35.836</i>	<i>1:10.543</i>	<i>149.6</i>

**8**

**182 Xavier DENIS**

TWN Behind **13.217**

Best Time **5:09.753** Best Speed **104.251** On **3** Gp

Lap	Lap Time	Lap Speed	Sector 1	Sector 2	Sector 3	Speed Trap
1	6:18.585	83.965		1:37.777	1:13.458	<b>150.6</b>
2	5:12.114	103.462	2:22.693	<b>1:36.963</b>	1:12.458	150.3
3	<b>5:09.753</b>	<b>104.251</b>	<b>2:20.511</b>	1:37.384	<b>1:11.858</b>	149.0
4	5:13.595	102.974	2:20.953	1:37.689		148.0
5	9:23.983	57.257		1:38.333	1:14.454	147.0
6	5:15.656	102.301	2:23.349	1:37.179		148.6
<i>Ideal</i>	<i>5:09.332</i>	<i>104.393</i>	<i>2:20.511</i>	<i>1:36.963</i>	<i>1:11.858</i>	<i>150.6</i>

**9**

**65 Michael SWEENEY**

TWN Behind **14.621**

Best Time **5:11.157** Best Speed **103.780** On **3** Gp

Lap	Lap Time	Lap Speed	Sector 1	Sector 2	Sector 3	Speed Trap
1	5:38.789	93.828		1:38.763	1:13.236	142.6
2	5:11.752	103.582	2:22.160	1:37.803	1:11.789	141.7
3	<b>5:11.157</b>	<b>103.780</b>	2:22.326	<b>1:37.570</b>	<b>1:11.261</b>	<b>144.5</b>
4	5:13.553	102.987	<b>2:21.037</b>	1:38.088		141.7
<i>Ideal</i>	<i>5:09.868</i>	<i>104.212</i>	<i>2:21.037</i>	<i>1:37.570</i>	<i>1:11.261</i>	<i>144.5</i>

### Qualifying Classification

Position

**10**

**60 Darren COOPER**

TWN Behind **16.955**

Best Time **5:13.491** Best Speed **103.008** On **4** Gp

Lap	Lap Time	Lap Speed	Sector 1	Sector 2	Sector 3	Speed Trap
1	5:52.955	90.062		1:39.838	1:13.529	145.4
2	5:15.610	102.316	2:23.236	1:39.274	1:13.100	<b>148.3</b>
3	5:15.421	102.377	2:23.700	1:38.931	1:12.790	148.0
4	<b>5:13.491</b>	<b>103.008</b>	<b>2:22.806</b>	<b>1:38.728</b>	<b>1:11.957</b>	145.7
5	5:19.645	101.025	2:23.792	1:39.631		145.1
<i>Ideal</i>	<i>5:13.491</i>	<i>103.008</i>	<i>2:22.806</i>	<i>1:38.728</i>	<i>1:11.957</i>	<i>148.3</i>

**11**

**28 Denver ROBB**

TWN Behind **17.320**

Best Time **5:13.856** Best Speed **102.888** On **3** Gp

Lap	Lap Time	Lap Speed	Sector 1	Sector 2	Sector 3	Speed Trap
1	6:51.184	77.308		2:28.915		<b>147.7</b>
2	7:20.609	73.289		1:39.070	1:12.383	144.8
3	<b>5:13.856</b>	<b>102.888</b>	<b>2:24.078</b>	<b>1:37.744</b>	1:12.034	146.4
4	5:24.020	99.661	2:26.742	1:39.787		145.1
5	10:12.394	52.731		1:39.620	<b>1:11.971</b>	145.4
<i>Ideal</i>	<i>5:13.793</i>	<i>102.909</i>	<i>2:24.078</i>	<i>1:37.744</i>	<i>1:11.971</i>	<i>147.7</i>

**12**

**63 Victor LOPEZ**

TWN Behind **17.490**

Best Time **5:14.026** Best Speed **102.832** On **4** Gp

Lap	Lap Time	Lap Speed	Sector 1	Sector 2	Sector 3	Speed Trap
1	5:47.858	91.382		1:39.231	1:13.957	144.5
2	5:16.367	102.071	2:24.456	1:38.450	1:13.461	<b>149.0</b>
3	5:14.176	102.783	2:22.649	1:38.880	1:12.647	145.4
4	<b>5:14.026</b>	<b>102.832</b>	<b>2:22.619</b>	1:38.707	1:12.700	142.6
5	5:34.611	96.506	2:26.747	1:45.832		142.3
6	9:00.481	59.747		<b>1:38.096</b>	<b>1:12.143</b>	144.8
<i>Ideal</i>	<i>5:12.858</i>	<i>103.216</i>	<i>2:22.619</i>	<i>1:38.096</i>	<i>1:12.143</i>	<i>149.0</i>



### SUPERTWIN

### Second Qualifying

Thursday, 17 May 2018

### DETAILED SECTOR ANALYSIS

#### Qualifying Classification

Position

<b>13</b>	<b>42 Jonathan PERRY</b>	TWN	Behind	<b>20.402</b>		
Best Time	<b>5:16.938</b>	Best Speed	<b>101.887</b>	On 5 Gp		
Lap	Lap Time	Lap Speed	Sector 1	Sector 2	Sector 3	Speed Trap
1	6:12.055	85.439		1:46.442	1:14.870	<b>144.5</b>
2	5:33.947	96.698	2:27.932	1:46.780		142.0
3	14:47.614	36.381		1:39.263	1:14.613	140.3
4	5:20.003	100.912	2:26.046	1:40.270	1:13.687	137.7
5	<b>5:16.938</b>	<b>101.887</b>	<b>2:24.435</b>	<b>1:39.113</b>	<b>1:13.390</b>	141.7
<i>Ideal</i>	<i>5:16.938</i>	<i>101.887</i>	<i>2:24.435</i>	<i>1:39.113</i>	<i>1:13.390</i>	<i>144.5</i>

<b>14</b>	<b>5 Marty LENNON</b>	TWN	Behind	<b>20.652</b>		
Best Time	<b>5:17.188</b>	Best Speed	<b>101.807</b>	On 3 Gp		
Lap	Lap Time	Lap Speed	Sector 1	Sector 2	Sector 3	Speed Trap
1	5:42.768	92.739		<b>1:38.525</b>		<b>147.3</b>
2	8:14.008	65.367		1:39.665	<b>1:11.773</b>	143.6
3	<b>5:17.188</b>	<b>101.807</b>	<b>2:24.487</b>	1:40.433	1:12.268	140.9
4	5:21.148	100.552	2:25.930	1:40.896		139.1
<i>Ideal</i>	<i>5:14.785</i>	<i>102.584</i>	<i>2:24.487</i>	<i>1:38.525</i>	<i>1:11.773</i>	<i>147.3</i>

<b>15</b>	<b>19 Kris DUNCAN</b>	TWN	Behind	<b>22.867</b>		
Best Time	<b>5:19.403</b>	Best Speed	<b>101.101</b>	On 2 Gp		
Lap	Lap Time	Lap Speed	Sector 1	Sector 2	Sector 3	Speed Trap
1	5:51.635	90.401		1:40.757	1:14.354	<b>140.3</b>
2	<b>5:19.403</b>	<b>101.101</b>	2:26.067	<b>1:39.901</b>	1:13.435	139.7
3	5:19.684	101.012	<b>2:25.478</b>	1:40.819	<b>1:13.387</b>	138.0
4	5:20.248	100.834	2:26.395	1:40.414	1:13.439	134.1
5	5:37.992	95.541	2:34.970	1:45.439		130.0
<i>Ideal</i>	<i>5:18.766</i>	<i>101.303</i>	<i>2:25.478</i>	<i>1:39.901</i>	<i>1:13.387</i>	<i>140.3</i>

#### Qualifying Classification

Position

<b>16</b>	<b>97 Seamus ELLIOTT</b>	TWN	Behind	<b>23.296</b>		
Best Time	<b>5:19.832</b>	Best Speed	<b>100.966</b>	On 6 Gp		
Lap	Lap Time	Lap Speed	Sector 1	Sector 2	Sector 3	Speed Trap
1	6:34.591	80.559		1:41.535		135.5
2	6:24.550	83.973		1:41.660	1:14.169	129.5
3	5:22.826	100.029	2:28.183	1:41.411	1:13.232	130.5
4	5:23.745	99.745	2:27.593	<b>1:40.896</b>		132.0
5	7:06.778	75.665		1:43.852	<b>1:12.988</b>	129.7
6	<b>5:19.832</b>	<b>100.966</b>	<b>2:25.522</b>	1:41.080	1:13.230	<b>138.8</b>
7	5:27.657	98.554	2:29.106	1:41.548	1:17.003	129.2
<i>Ideal</i>	<i>5:19.406</i>	<i>101.100</i>	<i>2:25.522</i>	<i>1:40.896</i>	<i>1:12.988</i>	<i>138.8</i>

<b>17</b>	<b>109 Neil KERNOHAN</b>	TWN	Behind	<b>25.730</b>		
Best Time	<b>5:22.266</b>	Best Speed	<b>100.203</b>	On 6 Gp		
Lap	Lap Time	Lap Speed	Sector 1	Sector 2	Sector 3	Speed Trap
1	6:23.914	82.800		1:42.893	1:16.241	139.7
2	5:26.460	98.916	2:28.323	1:42.594	1:15.543	136.6
3	5:23.736	99.748	2:27.805	<b>1:42.032</b>	1:13.899	<b>140.0</b>
4	5:24.142	99.623	2:28.128	1:42.287	1:13.727	133.6
5	5:24.295	99.576	2:28.380	1:42.274	1:13.641	133.3
6	<b>5:22.266</b>	<b>100.203</b>	<b>2:26.743</b>	1:42.085	<b>1:13.438</b>	134.7
<i>Ideal</i>	<i>5:22.213</i>	<i>100.219</i>	<i>2:26.743</i>	<i>1:42.032</i>	<i>1:13.438</i>	<i>140.0</i>

<b>18</b>	<b>85 Steven HORNE</b>	TWN	Behind	<b>28.066</b>		
Best Time	<b>5:24.602</b>	Best Speed	<b>99.482</b>	On 4 Gp		
Lap	Lap Time	Lap Speed	Sector 1	Sector 2	Sector 3	Speed Trap
1	6:21.012	83.430		<b>1:41.343</b>	1:16.730	<b>145.7</b>
2	5:28.897	98.183	2:29.720	1:43.398	1:15.779	140.0
3	5:27.239	98.680	2:29.236	1:42.612	1:15.391	138.8
4	<b>5:24.602</b>	<b>99.482</b>	<b>2:27.569</b>	1:42.508	<b>1:14.525</b>	139.4
5	5:25.877	99.093	2:28.085	1:42.803	1:14.989	138.0
6	5:28.482	98.307	2:27.781	1:42.666	1:18.035	138.3
7	5:26.525	98.896	2:27.589	1:42.985	1:15.951	140.0
<i>Ideal</i>	<i>5:23.437</i>	<i>99.840</i>	<i>2:27.569</i>	<i>1:41.343</i>	<i>1:14.525</i>	<i>145.7</i>



# VAUXHALL International NORTH WEST 200

## SUPERTWIN

### Second Qualifying

Thursday, 17 May 2018

## DETAILED SECTOR ANALYSIS



### Qualifying Classification

Position

#### 19 79 Bruce BIRNIE

TWN Behind **28.199**

Best Time **5:24.735** Best Speed **99.441** On **4** Gp

Lap	Lap Time	Lap Speed	Sector 1	Sector 2	Sector 3	Speed Trap
1	6:51.990	77.157		1:44.084	1:16.305	134.7
2	5:27.947	98.467	2:29.677	1:43.315	1:14.955	<b>136.3</b>
3	5:26.368	98.944	2:28.640	1:42.890	1:14.838	133.9
4	<b>5:24.735</b>	<b>99.441</b>	2:27.899	1:42.599	<b>1:14.237</b>	136.0
5	5:28.859	98.194	<b>2:26.278</b>	<b>1:42.528</b>		135.7
<i>Ideal</i>	<i>5:23.043</i>	<i>99.962</i>	<i>2:26.278</i>	<i>1:42.528</i>	<i>1:14.237</i>	<i>136.3</i>

#### 20 92 Jamie WILLIAMS

TWN Behind **31.845**

Best Time **5:28.381** Best Speed **98.337** On **3** Gp

Lap	Lap Time	Lap Speed	Sector 1	Sector 2	Sector 3	Speed Trap
1	6:35.470	80.380		1:43.609	1:17.168	<b>144.2</b>
2	5:31.341	97.459	2:31.017	1:43.778	1:16.546	143.0
3	<b>5:28.381</b>	<b>98.337</b>	<b>2:29.433</b>	<b>1:43.152</b>	<b>1:15.796</b>	141.7
4	5:29.696	97.945	2:30.321	1:43.564	1:15.811	141.7
5	5:34.172	96.633	2:30.465	1:44.218		140.6
<i>Ideal</i>	<i>5:28.381</i>	<i>98.337</i>	<i>2:29.433</i>	<i>1:43.152</i>	<i>1:15.796</i>	<i>144.2</i>

#### 21 101 Robert McCRUM

TWN Behind **36.432**

Best Time **5:32.968** Best Speed **96.982** On **4** Gp

Lap	Lap Time	Lap Speed	Sector 1	Sector 2	Sector 3	Speed Trap
1	6:57.996	76.049		1:43.945	1:19.921	134.4
2	5:34.655	96.493	2:32.881	<b>1:42.921</b>	1:18.853	140.6
3	5:32.977	96.980	2:30.953	1:43.563	<b>1:18.461</b>	<b>142.6</b>
4	<b>5:32.968</b>	<b>96.982</b>	<b>2:29.841</b>	1:43.145		142.0
<i>Ideal</i>	<i>5:31.223</i>	<i>97.493</i>	<i>2:29.841</i>	<i>1:42.921</i>	<i>1:18.461</i>	<i>142.6</i>

#### 22 22 Rikki McGOVERN

TWN Behind **45.022**

Best Time **5:41.558** Best Speed **94.543** On **5** Gp

Lap	Lap Time	Lap Speed	Sector 1	Sector 2	Sector 3	Speed Trap
1	7:43.698	68.553		2:02.624	1:24.492	108.8
2	5:49.197	92.475	2:39.492	1:49.303	1:20.402	133.6
3	5:42.418	94.306	2:35.152	1:48.448	1:18.818	132.3
4	5:43.533	94.000	2:36.521	1:47.927	1:19.085	<b>134.1</b>
5	<b>5:41.558</b>	<b>94.543</b>	<b>2:35.081</b>	1:47.989	<b>1:18.488</b>	133.1
6	5:45.744	93.399	2:37.232	<b>1:47.878</b>	1:20.634	131.2
<i>Ideal</i>	<i>5:41.447</i>	<i>94.574</i>	<i>2:35.081</i>	<i>1:47.878</i>	<i>1:18.488</i>	<i>134.1</i>

### Non Qualifiers

Position

#### 34 Daniel METTAM

TWN Behind **19.060**

Best Time **5:15.596** Best Speed **102.321** On **2** Gp

Lap	Lap Time	Lap Speed	Sector 1	Sector 2	Sector 3	Speed Trap
1	6:18.334	84.021		1:40.383	1:15.974	146.7
2	<b>5:15.596</b>	<b>102.321</b>	<b>2:23.327</b>	<b>1:38.066</b>	<b>1:14.203</b>	<b>151.3</b>
<i>Ideal</i>	<i>5:15.596</i>	<i>102.321</i>	<i>2:23.327</i>	<i>1:38.066</i>	<i>1:14.203</i>	<i>151.3</i>

#### 84 Maria COSTELLO

TWN Behind **1:20.535**

Best Time **6:17.071** Best Speed **85.639** On **1** Gp

Lap	Lap Time	Lap Speed	Sector 1	Sector 2	Sector 3	Speed Trap
1	<b>6:17.071</b>	84.302		<b>1:43.149</b>	<b>1:15.278</b>	<b>145.1</b>
<i>Ideal</i>	<i>0.000</i>	<i>0.000</i>		<i>1:43.149</i>	<i>1:15.278</i>	<i>145.1</i>





# VAUXHALL International NORTH WEST 200

## SUPERTWIN

### Second Qualifying

# SECTOR ANALYSIS

Perfect Lap (sum of best sectors) = 4:55.393



SECTOR 1 FINISH - BALLYSALLY			SECTOR 2 BALLYSALLY - METROPOLE		SECTOR 3 METROPOLE - FINISH		IDEAL / BEST COMPARISON								
Pos	No	Name	Time	No	Name	Time	Pos	No	Name	Ideal Time	Best Tim	Diff			
1	40	Martin JESSOPP	2:14.219	74	Joey THOMPSON	1:33.376	56	Adam McLEAN	1:07.798	1	40	Martin JESSOPP	4:55.929	4:56.536	0.607
2	56	Adam McLEAN	2:15.078	56	Adam McLEAN	1:33.437	40	Martin JESSOPP	1:07.996	2	56	Adam McLEAN	4:56.313	4:56.574	0.261
3	52	James COWTON	2:15.414	40	Martin JESSOPP	1:33.714	52	James COWTON	1:08.108	3	52	James COWTON	4:57.716	4:57.716	0.000
4	74	Joey THOMPSON	2:15.548	52	James COWTON	1:34.194	99	Jeremy McWILLIAMS	1:09.264	4	74	Joey THOMPSON	4:59.178	4:59.178	0.000
5	86	Derek McGEE	2:16.150	86	Derek McGEE	1:34.201	86	Derek McGEE	1:09.986	5	86	Derek McGEE	5:00.337	5:00.337	0.000
6	99	Jeremy McWILLIAMS	2:16.512	99	Jeremy McWILLIAMS	1:34.802	74	Joey THOMPSON	1:10.254	6	99	Jeremy McWILLIAMS	5:00.578	5:00.927	0.349
7	8	Christian ELKIN	2:18.145	8	Christian ELKIN	1:35.836	8	Christian ELKIN	1:10.543	7	8	Christian ELKIN	5:04.524	5:05.774	1.250
8	182	Xavier DENIS	2:20.511	182	Xavier DENIS	1:36.963	65	Michael SWEENEY	1:11.261	8	182	Xavier DENIS	5:09.332	5:09.753	0.421
9	65	Michael SWEENEY	2:21.037	65	Michael SWEENEY	1:37.570	5	Marty LENNON	1:11.773	9	65	Michael SWEENEY	5:09.868	5:11.157	1.289
10	63	Victor LOPEZ	2:22.619	28	Denver ROBB	1:37.744	182	Xavier DENIS	1:11.858	10	60	Darren COOPER	5:13.491	5:13.491	0.000
11	60	Darren COOPER	2:22.806	34	Daniel METTAM	1:38.066	60	Darren COOPER	1:11.957	11	28	Denver ROBB	5:13.793	5:13.856	0.063
12	34	Daniel METTAM	2:23.327	63	Victor LOPEZ	1:38.096	28	Denver ROBB	1:11.971	12	63	Victor LOPEZ	5:12.858	5:14.026	1.168
13	28	Denver ROBB	2:24.078	5	Marty LENNON	1:38.525	63	Victor LOPEZ	1:12.143	13	34	Daniel METTAM	5:15.596	5:15.596	0.000
14	42	Jonathan PERRY	2:24.435	60	Darren COOPER	1:38.728	97	Seamus ELLIOTT	1:12.988	14	42	Jonathan PERRY	5:16.938	5:16.938	0.000
15	5	Marty LENNON	2:24.487	42	Jonathan PERRY	1:39.113	19	Kris DUNCAN	1:13.387	15	5	Marty LENNON	5:14.785	5:17.188	2.403
16	100	Matt SADOWSKI	2:25.305	100	Matt SADOWSKI	1:39.114	42	Jonathan PERRY	1:13.390	16	19	Kris DUNCAN	5:18.766	5:19.403	0.637
17	19	Kris DUNCAN	2:25.478	19	Kris DUNCAN	1:39.901	109	Neil KERNOHAN	1:13.438	17	97	Seamus ELLIOTT	5:19.406	5:19.832	0.426
18	97	Seamus ELLIOTT	2:25.522	97	Seamus ELLIOTT	1:40.896	34	Daniel METTAM	1:14.203	18	100	Matt SADOWSKI	5:18.703	5:20.547	1.844
19	79	Bruce BIRNIE	2:26.278	85	Steven HORNE	1:41.343	79	Bruce BIRNIE	1:14.237	19	109	Neil KERNOHAN	5:22.213	5:22.266	0.053
20	109	Neil KERNOHAN	2:26.743	109	Neil KERNOHAN	1:42.032	100	Matt SADOWSKI	1:14.284	20	85	Steven HORNE	5:23.437	5:24.602	1.165
21	85	Steven HORNE	2:27.569	79	Bruce BIRNIE	1:42.528	85	Steven HORNE	1:14.525	21	79	Bruce BIRNIE	5:23.043	5:24.735	1.692
22	92	Jamie WILLIAMS	2:29.433	101	Robert McCURUM	1:42.921	84	Maria COSTELLO	1:15.278	22	92	Jamie WILLIAMS	5:28.381	5:28.381	0.000
23	101	Robert McCURUM	2:29.841	84	Maria COSTELLO	1:43.149	92	Jamie WILLIAMS	1:15.796	23	101	Robert McCURUM	5:31.223	5:32.968	1.745
24	22	Rikki McGOVERN	2:35.081	92	Jamie WILLIAMS	1:43.152	101	Robert McCURUM	1:18.461	24	22	Rikki McGOVERN	5:41.447	5:41.558	0.111
				22	Rikki McGOVERN	1:47.878	22	Rikki McGOVERN	1:18.488						

# VAUXHALL International NORTH WEST 200

## SUPERTWIN

Second Qualifying  
Thursday, 17 May 2018



# SPEED TRAP North West 200® ON APPROACH TO UNIVERSITY

Class	No/Name	Fastest	Lap 1	Lap 2	Lap 3	Lap 4	Lap 5	Lap 6	Lap 7	Lap 8	Lap 9	Lap 10	Lap 11	Lap 12
TWN	74 Joey THOMPSON	<b>158.4</b>	<u>158.4</u>	147.0	157.3	155.9	143.9	156.9	156.9					
TWN	86 Derek McGEE	<b>158.4</b>	<u>158.4</u>	154.8	153.7									
TWN	99 Jeremy McWILLIAMS	<b>153.7</b>	151.3	<u>153.7</u>	150.6	148.6	149.3	150.0	149.0					
TWN	40 Martin JESSOPP	<b>152.0</b>	150.6	150.6	150.0	151.0	150.6	<u>152.0</u>						
TWN	34 Daniel METTAM	<b>151.3</b>	146.7	<u>151.3</u>										
TWN	52 James COWTON	<b>151.0</b>	150.6	<u>151.0</u>	148.6	149.3	149.3	149.6	145.4					
TWN	182 Xavier DENIS	<b>150.6</b>	<u>150.6</u>	150.3	149.0	148.0	147.0	148.6						
TWN	56 Adam McLEAN	<b>150.0</b>	<u>150.0</u>	148.6	147.0	144.5	146.4	147.3	145.7					
TWN	8 Christian ELKIN	<b>149.6</b>	<u>149.6</u>	147.7	147.3	147.0	147.0	146.7						
TWN	63 Victor LOPEZ	<b>149.0</b>	144.5	<u>149.0</u>	145.4	142.7	142.3	144.8						
TWN	60 Darren COOPER	<b>148.3</b>	145.4	<u>148.3</u>	148.0	145.7	145.1							
TWN	100 Matt SADOWSKI	<b>147.7</b>	147.0	143.6	<u>147.7</u>	140.6	143.9	142.0						
TWN	28 Denver ROBB	<b>147.7</b>	<u>147.7</u>	144.8	146.4	145.1	145.4							
TWN	5 Marty LENNON	<b>147.3</b>	<u>147.3</u>	143.6	140.9	139.1								
TWN	85 Steven HORNE	<b>145.7</b>	<u>145.7</u>	140.0	138.8	139.4	138.0	138.3	140.0					
TWN	84 Maria COSTELLO	<b>145.1</b>	<u>145.1</u>											
TWN	42 Jonathan PERRY	<b>144.5</b>	<u>144.5</u>	142.0	140.3	137.7	141.7							
TWN	65 Michael SWEENEY	<b>144.5</b>	142.7	141.7	<u>144.5</u>	141.7								
TWN	92 Jamie WILLIAMS	<b>144.2</b>	<u>144.2</u>	143.0	141.7	141.7	140.6							
TWN	101 Robert McCURUM	<b>142.7</b>	134.4	140.6	<u>142.7</u>	142.0								
TWN	19 Kris DUNCAN	<b>140.3</b>	<u>140.3</u>	139.7	138.0	134.1	130.0							
TWN	109 Neil KERNOHAN	<b>140.0</b>	139.7	136.6	<u>140.0</u>	133.6	133.3	134.7						
TWN	97 Seamus ELLIOTT	<b>138.8</b>	135.5	129.5	130.5	132.0	129.7	<u>138.8</u>	129.2					
TWN	79 Bruce BIRNIE	<b>136.3</b>	134.7	<u>136.3</u>	133.9	136.0	135.7							
TWN	22 Rikki McGOVERN	<b>134.1</b>	108.8	133.6	132.3	<u>134.1</u>	133.1	131.2						


Pos	Class	No	Name	-----Best Time / Qual Laps-----			Overall Best Time / Speed / Total Qual Laps			
				Session A	Session B					
<b>Qualifying Classification</b>										
1	TWN	40	Martin JESSOPP	5:03.565	3	4:56.536	5	4:56.536	108.897	8
2	TWN	56	Adam McLEAN	5:04.214	4	4:56.574	7	4:56.574	108.883	11
3	TWN	52	James COWTON	5:07.627	2	4:57.716	6	4:57.716	108.466	8
4	TWN	74	Joey THOMPSON	5:06.776	3	4:59.178	6	4:59.178	107.936	9
5	TWN	86	Derek McGEE	5:00.942	4	5:00.337	2	5:00.337	107.519	6
6	TWN	99	Jeremy McWILLIAMS	5:55.883	1	5:00.927	5	5:00.927	107.308	6
7	TWN	8	Christian ELKIN	5:10.571	4	5:05.774	5	5:05.774	105.607	9
8	TWN	182	Xavier DENIS	5:51.653	1	5:09.753	4	5:09.753	104.251	5
9	TWN	65	Michael SWEENEY	5:13.106	3	5:11.157	4	5:11.157	103.780	7
10	TWN	60	Darren COOPER	5:18.536	3	5:13.491	4	5:13.491	103.008	7
11	TWN	28	Denver ROBB	5:18.079	3	5:13.856	2	5:13.856	102.888	5
12	TWN	63	Victor LOPEZ	5:19.938	4	5:14.026	5	5:14.026	102.832	9
13	TWN	42	Jonathan PERRY	5:27.295	2	5:16.938	3	5:16.938	101.887	5
14	TWN	5	Marty LENNON	5:17.361	4	5:17.188	3	5:17.188	101.807	7
15	TWN	19	Kris DUNCAN	5:32.009	2	5:19.403	4	5:19.403	101.101	6
16	TWN	97	Seamus ELLIOTT	6:30.146	0	5:19.832	4	5:19.832	100.966	4
17	TWN	29	Darren JAMES	5:21.283	2	-----		5:21.283	100.510	2
18	TWN	109	Neil KERNOHAN	5:32.220	1	5:22.266	5	5:22.266	100.203	6
19	TWN	85	Steven HORNE	5:30.836	2	5:24.602	6	5:24.602	99.482	8
20	TWN	79	Bruce BIRNIE	5:31.565	1	5:24.735	4	5:24.735	99.441	5
21	TWN	84	Maria COSTELLO	5:25.342	3	6:17.071	0	5:25.342	99.256	3
22	TWN	100	Matt SADOWSKI	5:26.322	2	-----		5:26.322	98.957	2
23	TWN	92	Jamie WILLIAMS	5:35.391	2	5:28.381	4	5:28.381	98.337	6
24	TWN	101	Robert McCRUM	5:32.332	2	5:32.968	3	5:32.332	97.168	5
25	TWN	22	Rikki McGOVERN	6:10.545	0	5:41.558	5	5:41.558	94.543	5

Non Qualifiers

TWN	34	Daniel METTAM	6:17.554	0	5:15.596	1				1
-----	----	---------------	----------	---	----------	---	--	--	--	---

Provisional result to be confirmed by the Stewards of the Meeting subject to completion of technical inspections & the time limit for protests

Page 1 / 1

Circuit	<b>The Triangle</b>	Signed		Organising Club	<b>Coleraine &amp; District MC</b>
Length(miles)	<b>8.9700</b> <b>Lap 1 (8.8300)</b>	Chief Timekeeper			
Weather		Issued At:			
Track					







# VAUXHALL International NORTH WEST 200

## SUPERTWIN

### Race 3 - Vauxhall Supertwin

Thursday, 17 May 2018



Pos	Class	No	Name	Machine / Sponsor	Gp	Lap	Total Time	Behind	Speed	-----Best Lap-----		
										Time	Speed	On
<b>Race Classification</b>												
1	TWN	40	Martin JESSOPP	Kawasaki - Riders Motorcycles	a	4	19:48.764		108.233	4:56.228	109.011	4
2	TWN	99	Jeremy McWILLIAMS	Kawasaki - KMR Kawasaki/EG Racing	a	4	19:50.624	1.860	108.064	4:57.366	108.593	4
3	TWN	74	Joey THOMPSON	Paton - Team ILR / Mark Coverdale	a	4	19:50.862	2.098	108.043	4:57.571	108.519	3
4	TWN	56	Adam McLEAN	Kawasaki - Roy Hanna Motors	a	4	19:51.105	2.341	108.021	4:57.775	108.444	3
5	TWN	52	James COWTON	Kawasaki - McAdoo Kawasaki Racing	a	4	19:51.319	2.555	108.001	4:56.453	108.928	3
6	TWN	8	Christian ELKIN	Kawasaki - Dynocentre NI	a	4	20:01.155	12.391	107.117	4:58.598	108.145	2
7	TWN	63	Victor LOPEZ	Kawasaki - Martimotos Racing	a	4	20:31.578	42.814	104.471	5:08.359	104.722	4
8	TWN	60	Darren COOPER	Kawasaki - Team DCR	a	4	20:31.943	43.179	104.440	5:07.927	104.869	4
9	TWN	65	Michael SWEENEY	Kawasaki - Kiely Heating Racing	a	4	20:33.153	44.389	104.337	5:08.425	104.700	2
10	TWN	28	Denver ROBB	Kawasaki	a	4	20:43.587	54.823	103.462	5:09.342	104.389	2
11	TWN	42	Jonathan PERRY	Kawasaki - Jonathan Perry Racing	a	4	21:00.182	1:11.418	102.100	5:14.650	102.628	2
12	TWN	100	Matt SADOWSKI	Kawasaki - CG Racing	b	4	21:05.376	1:16.612	101.680	5:16.628	101.987	2
13	TWN	79	Bruce BIRNIE	Suzuki - Carnegie Fuels	b	4	21:06.126	1:17.362	101.620	5:15.646	102.304	2
14	TWN	19	Kris DUNCAN	Kawasaki - Andy Donald Slating	a	4	21:17.722	1:28.958	100.698	5:20.391	100.789	2
15	TWN	92	Jamie WILLIAMS	Kawasaki - JLG Racing	b	4	21:27.582	1:38.818	99.927	5:19.474	101.079	2
16	TWN	85	Steven HORNE	Kawasaki - Shirlaw's/Sinclair Bay Subsea	b	4	21:44.354	1:55.590	98.642	5:26.978	98.759	3
17	TWN	101	Robert McCRUM	Kawasaki - Arctic / Woolsey Concrete	b	4	22:00.927	2:12.163	97.404	5:29.668	97.953	2

### Fastest Lap


TWN	40	Martin JESSOPP	Kawasaki - Riders Motorcycles	4:56.228	109.011	4
-----	----	----------------	-------------------------------	----------	---------	---

### Not Classified

<b>DNF</b>	TWN	84	Maria COSTELLO	Kawasaki - NGK Spark Plugs	b	3	15:48.401		101.615	5:15.096	102.483	2
<b>DNF</b>	TWN	5	Marty LENNON	Kawasaki - Milne Racing	a	2	10:21.579		103.092	5:15.838	102.242	2
<b>DNF</b>	TWN	109	Neil KERNOHAN	Kawasaki - McCloy Developments	b	2	10:44.059		99.494	5:29.865	97.895	2
<b>DNF</b>	TWN	22	Rikki McGOVERN	Kawasaki - Faraldo Racing	b	1	5:30.000		96.327			

Provisional result to be confirmed by the Stewards of the Meeting subject to completion of technical inspections & the time limit for protests

Page 1 / 1

Circuit	<b>The Triangle</b>	Signed		Organising Club	<b>Coleraine &amp; District MC</b>
Length(miles)	<b>8.9700</b>	Lap 1 (8.8300)	Chief Timekeeper	Race Started	<b>20:22</b>
Weather	<b>Sunny</b>	Issued At:	<b>20:52</b>	Gp Time Diff - b	<b>35.29</b>
Track	<b>Dry, 18°C</b>				



MCUI Ulster  
Centre Timing  
Powered by  
e-Laps timing software  
www.elaps-timing.com

**BathamS**  
PRIZEWINNING ALES

**BetMcLean**.com



## SUPERTWIN

### Race 3 - Vauxhall Supertwin

Thursday, 17 May 2018

## DETAILED SECTOR ANALYSIS



### Race Classification

Position

#### **1** 40 Martin JESSOPP

Total Time	<b>19:48.764</b>	Avg Speed	<b>108.233</b>	Behind	
Best Time	<b>4:56.228</b>	Best Speed	<b>109.011</b>	On	4 Gp a
Lap	Lap Time	Lap Speed	Sector 1	Sector 2	Sector 3 Speed Trap
1	4:56.096	107.357		1:33.431	1:10.278 157.7
2	4:58.624	108.136	2:15.835	1:34.244	1:08.545 154.8
3	4:57.816	108.429	2:15.550	1:33.525	1:08.741 152.7
4	<b>4:56.228</b>	<b>109.011</b>	<b>2:15.040</b>	<b>1:33.139</b>	<b>1:08.049</b> 152.3
Ideal	<i>4:56.228</i>	<i>109.011</i>	<i>2:15.040</i>	<i>1:33.139</i>	<i>1:08.049</i> 157.7

#### **2** 99 Jeremy McWILLIAMS

Total Time	<b>19:50.624</b>	Avg Speed	<b>108.064</b>	Behind	<b>1.860</b>
Best Time	<b>4:57.366</b>	Best Speed	<b>108.593</b>	On	4 Gp a
Lap	Lap Time	Lap Speed	Sector 1	Sector 2	Sector 3 Speed Trap
1	4:54.997	107.757			1:09.882 155.9
2	5:00.135	107.592			1:09.728 152.7
3	4:58.126	108.317			1:09.183 155.1
4	<b>4:57.366</b>	<b>108.593</b>			<b>1:09.154</b> 148.6
Ideal	<i>0.000</i>	<i>0.000</i>			<i>1:09.154</i> 155.9

#### **3** 74 Joey THOMPSON

Total Time	<b>19:50.862</b>	Avg Speed	<b>108.043</b>	Behind	<b>2.098</b>
Best Time	<b>4:57.571</b>	Best Speed	<b>108.519</b>	On	3 Gp a
Lap	Lap Time	Lap Speed	Sector 1	Sector 2	Sector 3 Speed Trap
1	4:55.572	107.547		1:33.184	1:10.741 157.3
2	4:58.663	108.122			1:10.409 156.2
3	<b>4:57.571</b>	<b>108.519</b>		<b>1:32.890</b>	<b>1:10.168</b> 156.6
4	4:59.056	107.980			1:10.531 154.4
Ideal	<i>0.000</i>	<i>0.000</i>		<i>1:32.890</i>	<i>1:10.168</i> 157.3

#### **4** 56 Adam McLEAN

Total Time	<b>19:51.105</b>	Avg Speed	<b>108.021</b>	Behind	<b>2.341</b>
Best Time	<b>4:57.775</b>	Best Speed	<b>108.444</b>	On	3 Gp a
Lap	Lap Time	Lap Speed	Sector 1	Sector 2	Sector 3 Speed Trap
1	4:55.717	107.495			1:09.650 157.7
2	4:58.761	108.086			1:09.045 152.3
3	<b>4:57.775</b>	<b>108.444</b>			<b>1:08.896</b> 154.1
4	4:58.852	108.053			1:08.951 146.4
Ideal	<i>0.000</i>	<i>0.000</i>			<i>1:08.896</i> 157.7

### Race Classification

Position

#### **5** 52 James COWTON

Total Time	<b>19:51.319</b>	Avg Speed	<b>108.001</b>	Behind	<b>2.555</b>
Best Time	<b>4:56.453</b>	Best Speed	<b>108.928</b>	On	3 Gp a
Lap	Lap Time	Lap Speed	Sector 1	Sector 2	Sector 3 Speed Trap
1	4:55.912	107.424			1:09.460 155.5
2	4:59.659	107.762			1:09.704 153.4
3	<b>4:56.453</b>	<b>108.928</b>			<b>1:08.533</b> 157.3
4	4:59.295	107.894			1:10.187 153.4
Ideal	<i>0.000</i>	<i>0.000</i>			<i>1:08.533</i> 157.3

#### **6** 8 Christian ELKIN

Total Time	<b>20:01.155</b>	Avg Speed	<b>107.117</b>	Behind	<b>12.391</b>
Best Time	<b>4:58.598</b>	Best Speed	<b>108.145</b>	On	2 Gp a
Lap	Lap Time	Lap Speed	Sector 1	Sector 2	Sector 3 Speed Trap
1	4:57.068	107.006			1:09.110 151.3
2	<b>4:58.598</b>	<b>108.145</b>			<b>1:08.565</b> 152.3
3	5:00.073	107.614			1:09.064 151.0
4	5:05.416	105.731			1:10.658 148.6
Ideal	<i>0.000</i>	<i>0.000</i>			<i>1:08.565</i> 152.3

#### **7** 63 Victor LOPEZ

Total Time	<b>20:31.578</b>	Avg Speed	<b>104.471</b>	Behind	<b>42.814</b>
Best Time	<b>5:08.359</b>	Best Speed	<b>104.722</b>	On	4 Gp a
Lap	Lap Time	Lap Speed	Sector 1	Sector 2	Sector 3 Speed Trap
1	5:04.731	104.315			1:11.444 155.1
2	5:09.094	104.473			1:11.460 148.3
3	5:09.394	104.372			1:12.059 147.3
4	<b>5:08.359</b>	<b>104.722</b>			<b>1:11.068</b> 145.4
Ideal	<i>0.000</i>	<i>0.000</i>			<i>1:11.068</i> 155.1

#### **8** 60 Darren COOPER

Total Time	<b>20:31.943</b>	Avg Speed	<b>104.440</b>	Behind	<b>43.179</b>
Best Time	<b>5:07.927</b>	Best Speed	<b>104.869</b>	On	4 Gp a
Lap	Lap Time	Lap Speed	Sector 1	Sector 2	Sector 3 Speed Trap
1	5:05.204	104.153		<b>1:37.761</b>	1:12.189 152.0
2	5:09.119	104.465			1:11.448 148.3
3	5:09.693	104.271			1:11.673 153.4
4	<b>5:07.927</b>	<b>104.869</b>			<b>1:10.999</b> 150.6
Ideal	<i>0.000</i>	<i>0.000</i>		<i>1:37.761</i>	<i>1:10.999</i> 153.4



## SUPERTWIN

### Race 3 - Vauxhall Supertwin

Thursday, 17 May 2018

## DETAILED SECTOR ANALYSIS



### Race Classification

Position

#### 9 65 Michael SWEENEY

Total Time **20:33.153** Avg Speed **104.337** Behind **44.389**

Best Time **5:08.425** Best Speed **104.700** On **2** Gp **a**

Lap	Lap Time	Lap Speed	Sector 1	Sector 2	Sector 3	Speed Trap
1	5:03.565	104.716		<b>1:36.732</b>	<b>1:10.951</b>	<b>151.6</b>
2	<b>5:08.425</b>	<b>104.700</b>			1:11.028	144.2
3	5:09.453	104.352			1:11.305	144.2
4	5:11.710	103.596			1:12.981	142.3
<i>Ideal</i>	<i>0.000</i>	<i>0.000</i>		<i>1:36.732</i>	<i>1:10.951</i>	<i>151.6</i>

### Race Classification

Position

#### 13 79 Bruce BIRNIE

Total Time **21:06.126** Avg Speed **101.620** Behind **1:17.362**

Best Time **5:15.646** Best Speed **102.304** On **2** Gp **b**

Lap	Lap Time	Lap Speed	Sector 1	Sector 2	Sector 3	Speed Trap
1	5:17.991	99.965		1:39.717	1:14.450	136.9
2	<b>5:15.646</b>	<b>102.304</b>	2:23.987	<b>1:39.177</b>	1:12.482	<b>144.8</b>
3	5:16.251	102.109	<b>2:23.654</b>	1:39.808	1:12.789	138.0
4	5:16.238	102.113	2:23.977	1:40.324	<b>1:11.937</b>	138.0
<i>Ideal</i>	<i>5:14.768</i>	<i>102.590</i>	<i>2:23.654</i>	<i>1:39.177</i>	<i>1:11.937</i>	<i>144.8</i>

#### 10 28 Denver ROBB

Total Time **20:43.587** Avg Speed **103.462** Behind **54.823**

Best Time **5:09.342** Best Speed **104.389** On **2** Gp **a**

Lap	Lap Time	Lap Speed	Sector 1	Sector 2	Sector 3	Speed Trap
1	5:05.556	104.033		<b>1:37.442</b>	1:11.669	<b>153.4</b>
2	<b>5:09.342</b>	<b>104.389</b>			<b>1:11.146</b>	<b>153.4</b>
3	5:12.801	103.235			1:15.906	153.0
4	5:15.888	102.226	<b>2:23.397</b>	1:39.492	1:12.999	145.7
<i>Ideal</i>	<i>5:11.985</i>	<i>103.505</i>	<i>2:23.397</i>	<i>1:37.442</i>	<i>1:11.146</i>	<i>153.4</i>

#### 14 19 Kris DUNCAN

Total Time **21:17.722** Avg Speed **100.698** Behind **1:28.958**

Best Time **5:20.391** Best Speed **100.789** On **2** Gp **a**

Lap	Lap Time	Lap Speed	Sector 1	Sector 2	Sector 3	Speed Trap
1	5:14.379	101.114			1:14.297	<b>142.6</b>
2	<b>5:20.391</b>	<b>100.789</b>	<b>2:25.729</b>	1:40.995	<b>1:13.667</b>	140.3
3	5:21.794	100.350			1:14.397	136.0
4	5:21.158	100.549		<b>1:40.785</b>	1:13.776	136.3
<i>Ideal</i>	<i>5:20.181</i>	<i>100.855</i>	<i>2:25.729</i>	<i>1:40.785</i>	<i>1:13.667</i>	<i>142.6</i>

#### 11 42 Jonathan PERRY

Total Time **21:00.182** Avg Speed **102.100** Behind **1:11.418**

Best Time **5:14.650** Best Speed **102.628** On **2** Gp **a**

Lap	Lap Time	Lap Speed	Sector 1	Sector 2	Sector 3	Speed Trap
1	5:10.454	102.392		<b>1:38.462</b>	1:13.122	<b>146.7</b>
2	<b>5:14.650</b>	<b>102.628</b>	<b>2:22.254</b>	1:39.568	<b>1:12.828</b>	146.1
3	5:16.009	102.187	2:22.351	1:40.033	1:13.625	143.3
4	5:19.069	101.207			1:14.414	141.7
<i>Ideal</i>	<i>5:13.544</i>	<i>102.990</i>	<i>2:22.254</i>	<i>1:38.462</i>	<i>1:12.828</i>	<i>146.7</i>

#### 15 92 Jamie WILLIAMS

Total Time **21:27.582** Avg Speed **99.927** Behind **1:38.818**

Best Time **5:19.474** Best Speed **101.079** On **2** Gp **b**

Lap	Lap Time	Lap Speed	Sector 1	Sector 2	Sector 3	Speed Trap
1	5:18.286	99.872			1:15.564	<b>149.6</b>
2	<b>5:19.474</b>	<b>101.079</b>	<b>2:25.134</b>	<b>1:40.318</b>	<b>1:14.022</b>	143.9
3	5:22.703	100.067			1:14.361	142.6
4	5:27.119	98.716			1:16.259	141.7
<i>Ideal</i>	<i>5:19.474</i>	<i>101.079</i>	<i>2:25.134</i>	<i>1:40.318</i>	<i>1:14.022</i>	<i>149.6</i>

#### 12 100 Matt SADOWSKI

Total Time **21:05.376** Avg Speed **101.680** Behind **1:16.612**

Best Time **5:16.628** Best Speed **101.987** On **2** Gp **b**

Lap	Lap Time	Lap Speed	Sector 1	Sector 2	Sector 3	Speed Trap
1	5:13.305	101.460			1:13.691	144.5
2	<b>5:16.628</b>	<b>101.987</b>			1:13.646	142.6
3	5:17.537	101.695			<b>1:13.454</b>	<b>145.4</b>
4	5:17.906	101.577			1:13.681	142.6
<i>Ideal</i>	<i>0.000</i>	<i>0.000</i>			<i>1:13.454</i>	<i>145.4</i>

#### 16 85 Steven HORNE

Total Time **21:44.354** Avg Speed **98.642** Behind **1:55.590**

Best Time **5:26.978** Best Speed **98.759** On **3** Gp **b**

Lap	Lap Time	Lap Speed	Sector 1	Sector 2	Sector 3	Speed Trap
1	5:17.755	100.039			<b>1:14.545</b>	<b>149.6</b>
2	5:30.782	97.623			1:16.123	140.9
3	<b>5:26.978</b>	<b>98.759</b>			1:16.486	138.0
4	5:28.839	98.200			1:17.020	136.9
<i>Ideal</i>	<i>0.000</i>	<i>0.000</i>			<i>1:14.545</i>	<i>149.6</i>

## SUPERTWIN

### Race 3 - Vauxhall Supertwin

Thursday, 17 May 2018

## DETAILED SECTOR ANALYSIS



### Race Classification

Position

**17** 101 Robert McCRUM

Total Time **22:00.927** Avg Speed **97.404** Behind **2:12.163**

Best Time **5:29.668** Best Speed **97.953** On **2** Gp **b**

Lap	Lap Time	Lap Speed	Sector 1	Sector 2	Sector 3	Speed Trap
1	5:26.556	97.343		<b>1:42.606</b>	<b>1:17.151</b>	139.7
2	<b>5:29.668</b>	<b>97.953</b>			1:17.813	<b>144.5</b>
3	5:32.243	97.194		1:43.485	1:18.472	143.6
4	5:32.460	97.130			1:18.648	141.7
<i>Ideal</i>	<i>0.000</i>	<i>0.000</i>		<i>1:42.606</i>	<i>1:17.151</i>	<i>144.5</i>

### Not Classified

Position

**DNF** 22 Rikki McGOVERN

Total Time **5:30.000** Avg Speed **96.327** Behind

Best Time Best Speed On Gp **b**

Lap	Lap Time	Lap Speed	Sector 1	Sector 2	Sector 3	Speed Trap
1	5:30.000	96.327		<b>1:45.287</b>	<b>1:17.479</b>	<b>140.9</b>
<i>Ideal</i>	<i>0.000</i>	<i>0.000</i>		<i>1:45.287</i>	<i>1:17.479</i>	<i>140.9</i>

### Not Classified

Position

**DNF** 84 Maria COSTELLO

Total Time **15:48.401** Avg Speed **101.615** Behind

Best Time **5:15.096** Best Speed **102.483** On **2** Gp **b**

Lap	Lap Time	Lap Speed	Sector 1	Sector 2	Sector 3	Speed Trap
1	5:15.692	100.693		1:41.462	1:13.461	143.9
2	<b>5:15.096</b>	<b>102.483</b>	<b>2:22.934</b>	<b>1:39.621</b>	<b>1:12.541</b>	<b>145.7</b>
3	5:17.613	101.671			1:13.268	143.9
<i>Ideal</i>	<i>5:15.096</i>	<i>102.483</i>	<i>2:22.934</i>	<i>1:39.621</i>	<i>1:12.541</i>	<i>145.7</i>

**DNF** 5 Marty LENNON

Total Time **10:21.579** Avg Speed **103.092** Behind

Best Time **5:15.838** Best Speed **102.242** On **2** Gp **a**

Lap	Lap Time	Lap Speed	Sector 1	Sector 2	Sector 3	Speed Trap
1	5:05.741	103.970		<b>1:37.441</b>	<b>1:11.486</b>	<b>148.0</b>
2	<b>5:15.838</b>	<b>102.242</b>			1:11.578	140.6
<i>Ideal</i>	<i>0.000</i>	<i>0.000</i>		<i>1:37.441</i>	<i>1:11.486</i>	<i>148.0</i>

**DNF** 109 Neil KERNOHAN

Total Time **10:44.059** Avg Speed **99.494** Behind

Best Time **5:29.865** Best Speed **97.895** On **2** Gp **b**

Lap	Lap Time	Lap Speed	Sector 1	Sector 2	Sector 3	Speed Trap
1	5:14.194	101.173			<b>1:13.884</b>	144.5
2	<b>5:29.865</b>	<b>97.895</b>	<b>2:25.450</b>	<b>1:41.052</b>		<b>146.4</b>
<i>Ideal</i>	<i>5:20.386</i>	<i>100.791</i>	<i>2:25.450</i>	<i>1:41.052</i>	<i>1:13.884</i>	<i>146.4</i>

# VAUXHALL International NORTH WEST 200



## SUPERTWIN

### Race 3 - Vauxhall Supertwin

## LAP CHART

**1**

No	Name	Gp	Time of Day	Lap Time
99	Jeremy McWILLIAMS	a	20:27:17.567	4:54.997
74	Joey THOMPSON	a	20:27:18.142	4:55.572
56	Adam McLEAN	a	20:27:18.287	4:55.717
52	James COWTON	a	20:27:18.482	4:55.912
40	Martin JESSOPP	a	20:27:18.666	4:56.096
8	Christian ELKIN	a	20:27:19.638	4:57.068
65	Michael SWEENEY	a	20:27:26.135	5:03.565
63	Victor LOPEZ	a	20:27:27.301	5:04.731
60	Darren COOPER	a	20:27:27.774	5:05.204
28	Denver ROBB	a	20:27:28.126	5:05.556
5	Marty LENNON	a	20:27:28.311	5:05.741
42	Jonathan PERRY	a	20:27:33.024	5:10.454
100	Matt SADOWSKI	b	20:27:35.875	5:13.305
109	Neil KERNOHAN	b	20:27:36.764	5:14.194
19	Kris DUNCAN	a	20:27:36.949	5:14.379
84	Maria COSTELLO	b	20:27:38.262	5:15.692
85	Steven HORNE	b	20:27:40.325	5:17.755
79	Bruce BIRNIE	b	20:27:40.561	5:17.991
92	Jamie WILLIAMS	b	20:27:40.856	5:18.286
101	Robert McCRUM	b	20:27:49.126	5:26.556
22	Rikki McGOVERN	b	20:27:52.570	5:30.000

**2**

No	Name	Gp	Time of Day	Lap Time
74	Joey THOMPSON	a	20:32:16.805	4:58.663
56	Adam McLEAN	a	20:32:17.048	4:58.761
40	Martin JESSOPP	a	20:32:17.290	4:58.624
99	Jeremy McWILLIAMS	a	20:32:17.702	5:00.135
52	James COWTON	a	20:32:18.141	4:59.659
8	Christian ELKIN	a	20:32:18.236	4:58.598
65	Michael SWEENEY	a	20:32:34.560	5:08.425
63	Victor LOPEZ	a	20:32:36.395	5:09.094
60	Darren COOPER	a	20:32:36.893	5:09.119
28	Denver ROBB	a	20:32:37.468	5:09.342
5	Marty LENNON	a	20:32:44.149	5:15.838
42	Jonathan PERRY	a	20:32:47.674	5:14.650
100	Matt SADOWSKI	b	20:32:52.503	5:16.628
84	Maria COSTELLO	b	20:32:53.358	5:15.096
79	Bruce BIRNIE	b	20:32:56.207	5:15.646
19	Kris DUNCAN	a	20:32:57.340	5:20.391
92	Jamie WILLIAMS	b	20:33:00.330	5:19.474
109	Neil KERNOHAN	b	20:33:06.629	5:29.865
85	Steven HORNE	b	20:33:11.107	5:30.782
101	Robert McCRUM	b	20:33:18.794	5:29.668

**3**

No	Name	Gp	Time of Day	Lap Time
74	Joey THOMPSON	a	20:37:14.376	4:57.571
52	James COWTON	a	20:37:14.594	4:56.453
56	Adam McLEAN	a	20:37:14.823	4:57.775
40	Martin JESSOPP	a	20:37:15.106	4:57.816
99	Jeremy McWILLIAMS	a	20:37:15.828	4:58.126
8	Christian ELKIN	a	20:37:18.309	5:00.073
65	Michael SWEENEY	a	20:37:44.013	5:09.453
63	Victor LOPEZ	a	20:37:45.789	5:09.394
60	Darren COOPER	a	20:37:46.586	5:09.693
28	Denver ROBB	a	20:37:50.269	5:12.801
42	Jonathan PERRY	a	20:38:03.683	5:16.009
100	Matt SADOWSKI	b	20:38:10.040	5:17.537
84	Maria COSTELLO	b	20:38:10.971	5:17.613
79	Bruce BIRNIE	b	20:38:12.458	5:16.251
19	Kris DUNCAN	a	20:38:19.134	5:21.794
92	Jamie WILLIAMS	b	20:38:23.033	5:22.703
85	Steven HORNE	b	20:38:38.085	5:26.978
101	Robert McCRUM	b	20:38:51.037	5:32.243

**4**

No	Name	Gp	Time of Day	Lap Time
40	Martin JESSOPP	a	20:42:11.334	4:56.228
99	Jeremy McWILLIAMS	a	20:42:13.194	4:57.366
74	Joey THOMPSON	a	20:42:13.432	4:59.056
56	Adam McLEAN	a	20:42:13.675	4:58.852
52	James COWTON	a	20:42:13.889	4:59.295
8	Christian ELKIN	a	20:42:23.725	5:05.416
63	Victor LOPEZ	a	20:42:54.148	5:08.359
60	Darren COOPER	a	20:42:54.513	5:07.927
65	Michael SWEENEY	a	20:42:55.723	5:11.710
28	Denver ROBB	a	20:43:06.157	5:15.888
42	Jonathan PERRY	a	20:43:22.752	5:19.069
100	Matt SADOWSKI	b	20:43:27.946	5:17.906
79	Bruce BIRNIE	b	20:43:28.696	5:16.238
19	Kris DUNCAN	a	20:43:40.292	5:21.158
92	Jamie WILLIAMS	b	20:43:50.152	5:27.119
85	Steven HORNE	b	20:44:06.924	5:28.839
101	Robert McCRUM	b	20:44:23.497	5:32.460



# VAUXHALL International NORTH WEST 200

## SUPERTWIN

### Race 3 - Vauxhall Supertwin

## SECTOR ANALYSIS

Perfect Lap (sum of best sectors) = 4:55.979



SECTOR 1 FINISH - BALLYALLY			SECTOR 2 BALLYALLY - METROPOLE		SECTOR 3 METROPOLE - FINISH		IDEAL / BEST COMPARISON								
Pos	No	Name	Time	No	Name	Time	Pos	No	Name	Ideal Time	Best Tim	Diff			
1	40	Martin JESSOPP	2:15.040	74	Joey THOMPSON	1:32.890	40	Martin JESSOPP	1:08.049	1	40	Martin JESSOPP	4:56.228	4:56.228	0.000
2	42	Jonathan PERRY	2:22.254	40	Martin JESSOPP	1:33.139	52	James COWTON	1:08.533	2	52	James COWTON		4:56.453	
3	84	Maria COSTELLO	2:22.934	65	Michael SWEENEY	1:36.732	8	Christian ELKIN	1:08.565	3	99	Jeremy McWILLIAMS		4:57.366	
4	28	Denver ROBB	2:23.397	5	Marty LENNON	1:37.441	56	Adam McLEAN	1:08.896	4	74	Joey THOMPSON		4:57.571	
5	79	Bruce BIRNIE	2:23.654	28	Denver ROBB	1:37.442	99	Jeremy McWILLIAMS	1:09.154	5	56	Adam McLEAN		4:57.775	
6	92	Jamie WILLIAMS	2:25.134	60	Darren COOPER	1:37.761	74	Joey THOMPSON	1:10.168	6	8	Christian ELKIN		4:58.598	
7	109	Neil KERNOHAN	2:25.450	42	Jonathan PERRY	1:38.462	65	Michael SWEENEY	1:10.951	7	60	Darren COOPER		5:07.927	
8	19	Kris DUNCAN	2:25.729	79	Bruce BIRNIE	1:39.177	60	Darren COOPER	1:10.999	8	63	Victor LOPEZ		5:08.359	
				84	Maria COSTELLO	1:39.621	63	Victor LOPEZ	1:11.068	9	65	Michael SWEENEY		5:08.425	
				92	Jamie WILLIAMS	1:40.318	28	Denver ROBB	1:11.146	10	28	Denver ROBB	5:11.985	5:09.342	2.643
				19	Kris DUNCAN	1:40.785	5	Marty LENNON	1:11.486	11	42	Jonathan PERRY	5:13.544	5:14.650	1.106
				109	Neil KERNOHAN	1:41.052	79	Bruce BIRNIE	1:11.937	12	84	Maria COSTELLO	5:15.096	5:15.096	0.000
				101	Robert McCRUM	1:42.606	84	Maria COSTELLO	1:12.541	13	79	Bruce BIRNIE	5:14.768	5:15.646	0.878
				22	Rikki McGOVERN	1:45.287	42	Jonathan PERRY	1:12.828	14	5	Marty LENNON		5:15.838	
							100	Matt SADOWSKI	1:13.454	15	100	Matt SADOWSKI		5:16.628	
							19	Kris DUNCAN	1:13.667	16	92	Jamie WILLIAMS	5:19.474	5:19.474	0.000
							109	Neil KERNOHAN	1:13.884	17	19	Kris DUNCAN	5:20.181	5:20.391	0.210
							92	Jamie WILLIAMS	1:14.022	18	85	Steven HORNE		5:26.978	
							85	Steven HORNE	1:14.545	19	101	Robert McCRUM		5:29.668	
							101	Robert McCRUM	1:17.151	20	109	Neil KERNOHAN	5:20.386	5:29.865	9.479
							22	Rikki McGOVERN	1:17.479						

# VAUXHALL International NORTH WEST 200

## SUPERTWIN

### Race 3 - Vauxhall Supertwin

Thursday, 17 May 2018



## SPEED TRAP ON APPROACH TO UNIVERSITY

Class	No/Nam	Fastest	Lap 1	Lap 2	Lap 3	Lap 4	Lap 5	Lap 6	Lap 7	Lap 8	Lap 9	Lap 10	Lap 11	Lap 12
TWN	40	Martin JESSOPP	157.7	157.7	154.8	152.7	152.3							
TWN	56	Adam McLEAN	157.7	157.7	152.3	154.1	146.4							
TWN	74	Joey THOMPSON	157.3	157.3	156.2	156.6	154.4							
TWN	52	James COWTON	157.3	155.5	153.4	157.3	153.4							
TWN	99	Jeremy McWILLIAMS	155.9	155.9	152.7	155.1	148.6							
TWN	63	Victor LOPEZ	155.1	155.1	148.3	147.3	145.4							
TWN	60	Darren COOPER	153.4	152.0	148.3	153.4	150.6							
TWN	28	Denver ROBB	153.4	153.4	153.4	153.0	145.7							
TWN	8	Christian ELKIN	152.3	151.3	152.3	151.0	148.6							
TWN	65	Michael SWEENEY	151.6	151.6	144.2	144.2	142.3							
TWN	92	Jamie WILLIAMS	149.6	149.6	143.9	142.7	141.7							
TWN	85	Steven HORNE	149.6	149.6	140.9	138.0	136.9							
TWN	5	Marty LENNON	148.0	148.0	140.6									
TWN	42	Jonathan PERRY	146.7	146.7	146.1	143.3	141.7							
TWN	109	Neil KERNOHAN	146.4	144.5	146.4									
TWN	84	Maria COSTELLO	145.7	143.9	145.7	143.9								
TWN	100	Matt SADOWSKI	145.4	144.5	142.7	145.4	142.7							
TWN	79	Bruce BIRNIE	144.8	136.9	144.8	138.0	138.0							
TWN	101	Robert McCURM	144.5	139.7	144.5	143.6	141.7							
TWN	19	Kris DUNCAN	142.7	142.7	140.3	136.0	136.3							
TWN	22	Rikki McGOVERN	140.9	140.9										

