



Fermanagh & Omagh  
District Council  
Comhairle Ceantair  
Fhear Manach agus na hÓmaí



**Friday 29<sup>th</sup> & Saturday 30<sup>th</sup> June 2018**

**promoted by Enniskillen & District MCC**

<https://enniskillenroadraces.co.uk/>

<https://en-gb.facebook.com/Enniskillen100/>

**Devenish  
BAR**

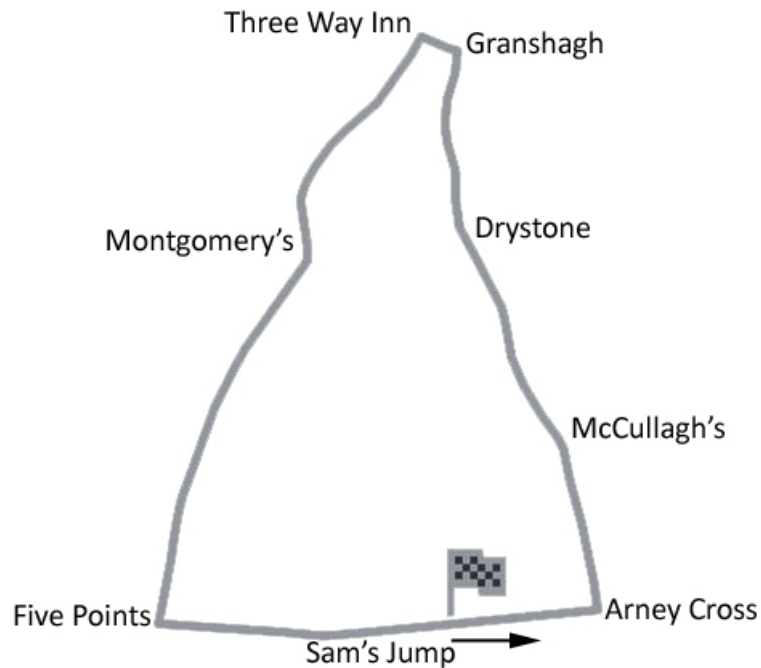
**SENIOR SUPPORT**



**EURO AUCTIONS**

Auctioneers of Industrial Plant, Construction & Agricultural Equipment

# Arney Circuit 3.011 miles



## LAP RECORDS

Class	Rider	Machine	m s	mph	Year
125cc					
Moto 3					
250cc					
Lightweight Supersport					
Supermono					
Supertwin					
Supersport					
Superbike	all lap records to be established				
Senior Support					
Junior Support					
Classic 1000cc					
Classic 500cc					
Classic 350cc					
Classic 250cc					
Forgotten Era					

## MOST WINS AT ENNISKILLEN ROAD RACE (including Enniskillen 100 1929–52)

Joe O'Neill	6	1931-35 (350-4, General Handicap-2)
Gordon Burney	4	1929-30 (350-2, General Handicap-2)
J F Young	4	1932-33 (500-2, General Handicap-2)
Artie Bell	3	1937-39 (350-1, 500-1, General Handicap-1)

## MOST WINS AT ALL IRISH ROAD RACE MEETINGS (after North West 200 2018)

Ryan Farquhar	211	1995-16
Joey Dunlop	156	1971-00
Robert Dunlop	135	1980-08
William Dunlop	119	2005-17
Ray McCullough	109	1960-82
Phillip McCallen	109	1987-99
Michael Dunlop	102	2006-18
Brian Reid	78	1980-94
Darran Lindsay	74	1999-06
James Courtney	66	1992-99

# FERMANAGH & OMAGH DISTRICT COUNCIL ENNISKILLEN ROAD RACE

## SENIOR SUPPORT

### Qualifying


Friday, 29 June 2018



Pos	Class	No	Name	Machine / Sponsor	----- Best Lap -----			On	Laps
					Time	Behind	Speed		
<b>Qualifying Classification</b>									
1	SSEN	45	Stephen McKEOWN	Triumph 675	1:59.393		90.789	5	5
2	SSEN	94	Darren KEYS	Suzuki 600 - Keys Racing	1:59.792	0.399	90.487	5	5
3	SSEN	8	Darryl ANDERSON	Yamaha 600 - DK Racing	2:00.964	1.571	89.610	5	5
4	SSEN	19	Steven CLARKE	Suzuki 750	2:01.781	2.388	89.009	4	5
5	SSEN	97	William HARA	Suzuki 750 - New Look Blinds	2:02.986	3.593	88.137	4	5
6	SSEN	31	Robert CAIRNS	Suzuki 750	2:04.665	5.272	86.950	5	5
7	SSEN	23	Stuart McCANN	Triumph 675 - Gus Commercials	2:04.816	5.423	86.845	5	5
8	SSEN	111	Noel SMITH	Kawasaki 600	2:05.843	6.450	86.136	4	5
9	SSEN	186	Mathias WINKENJOHANN	Kawasaki 600	2:07.325	7.932	85.133	5	5
10	SSEN	38	Jordan McFERRAN	Suzuki 600 - Cam Racing	2:08.466	9.073	84.377	3	5
11	SSEN	11	John CAHILL	Suzuki 750	2:11.153	11.760	82.649	2	5
12	SSEN	60	George SCOTT	Honda 600	2:12.824	13.431	81.609	4	5
13	SSEN	32	Aaron BOYD	Suzuki 600 - Team Miserable	2:13.550	14.157	81.165	5	5

Provisional result to be confirmed by the Stewards of the Meeting subject to completion of technical inspections & the time limit for protests

Page 1 / 1

Circuit	<b>Arney</b>	Signed		Organising Club	<b>Enniskillen &amp; District MCC</b>
Length(miles)	<b>3.0110</b>	Lap 1 (3.0240)	Chief Timekeeper	Qualifying Started	<b>00:00</b>
Weather	<b>Sunny</b>	Issued At:	18:25		
Track	<b>Dry</b>				

# FERMANAGH & OMAGH DISTRICT COUNCIL ENNISKILLEN ROAD RACE



## SENIOR SUPPORT

### Qualifying

Friday, 29 June 2018

## DETAILED RESULT

### Qualifying Classification

Position

#### **1** 45 Stephen McKEOWN

SSEN	Behind		
Best Time	<b>1:59.393</b>	Best Speed	<b>90.789</b> On 5 Gp
Lap	Elapsed Time	Lap Time	Lap Speed
1	2:08.958	2:08.958	84.418
2	4:14.859	2:05.901	86.096
3	6:16.732	2:01.873	88.942
4	8:17.452	2:00.720	89.791
5	10:16.845	1:59.393	90.789

#### **2** 94 Darren KEYS

SSEN	Behind		
Best Time	<b>1:59.792</b>	Best Speed	<b>90.487</b> On 5 Gp
Lap	Elapsed Time	Lap Time	Lap Speed
1	2:06.783	2:06.783	85.866
2	4:10.429	2:03.646	87.666
3	6:12.108	2:01.679	89.084
4	8:13.625	2:01.517	89.202
5	10:13.417	1:59.792	90.487

#### **3** 8 Darryl ANDERSON

SSEN	Behind		
Best Time	<b>2:00.964</b>	Best Speed	<b>89.610</b> On 5 Gp
Lap	Elapsed Time	Lap Time	Lap Speed
1	2:05.506	2:05.506	86.740
2	4:11.466	2:05.960	86.056
3	6:15.749	2:04.283	87.217
4	8:19.541	2:03.792	87.563
5	10:20.505	2:00.964	89.610

#### **4** 19 Steven CLARKE

SSEN	Behind		
Best Time	<b>2:01.781</b>	Best Speed	<b>89.009</b> On 4 Gp
Lap	Elapsed Time	Lap Time	Lap Speed
1	2:05.911	2:05.911	86.461
2	4:09.957	2:04.046	87.384
3	6:11.745	2:01.788	89.004
4	8:13.526	2:01.781	89.009
5	10:17.105	2:03.579	87.714

### Qualifying Classification

Position

#### **5** 97 William HARA

SSEN	Behind		
Best Time	<b>2:02.986</b>	Best Speed	<b>88.137</b> On 4 Gp
Lap	Elapsed Time	Lap Time	Lap Speed
1	2:09.811	2:09.811	83.863
2	4:16.329	2:06.518	85.676
3	6:22.219	2:05.890	86.104
4	8:25.205	2:02.986	88.137
5	10:29.349	2:04.144	87.315

#### **6** 31 Robert CAIRNS

SSEN	Behind		
Best Time	<b>2:04.665</b>	Best Speed	<b>86.950</b> On 5 Gp
Lap	Elapsed Time	Lap Time	Lap Speed
1	2:08.030	2:08.030	85.030
2	4:15.442	2:07.412	85.075
3	6:21.660	2:06.218	85.880
4	8:28.273	2:06.613	85.612
5	10:32.938	2:04.665	86.950

#### **7** 23 Stuart McCANN

SSEN	Behind		
Best Time	<b>2:04.816</b>	Best Speed	<b>86.845</b> On 5 Gp
Lap	Elapsed Time	Lap Time	Lap Speed
1	2:08.863	2:08.863	84.480
2	4:14.646	2:05.783	86.177
3	6:20.394	2:05.748	86.201
4	8:27.826	2:07.432	85.062
5	10:32.642	2:04.816	86.845

#### **8** 111 Noel SMITH

SSEN	Behind		
Best Time	<b>2:05.843</b>	Best Speed	<b>86.136</b> On 4 Gp
Lap	Elapsed Time	Lap Time	Lap Speed
1	2:12.062	2:12.062	82.434
2	4:20.802	2:08.740	84.198
3	6:28.601	2:07.799	84.818
4	8:34.444	2:05.843	86.136
5	10:42.442	2:07.998	84.686

# FERMANAGH & OMAGH DISTRICT COUNCIL ENNISKILLEN ROAD RACE



## SENIOR SUPPORT

### Qualifying

Friday, 29 June 2018

## DETAILED RESULT

### Qualifying Classification

Position

#### **9** 186 Mathias WINKENJOHANN

SSEN Behind 7.932

Best Time 2:07.325 Best Speed 85.133 On 5 Gp

Lap	Elapsed Time	Lap Time	Lap Speed
1	2:14.980	2:14.980	80.652
2	4:25.790	2:10.810	82.865
3	6:34.610	2:08.820	84.145
4	8:43.514	2:08.904	84.090
5	10:50.839	2:07.325	85.133

### Qualifying Classification

Position

#### **13** 32 Aaron BOYD

SSEN Behind 14.157

Best Time 2:13.550 Best Speed 81.165 On 5 Gp

Lap	Elapsed Time	Lap Time	Lap Speed
1	2:17.699	2:17.699	79.059
2	4:31.395	2:13.696	81.076
3	6:45.603	2:14.208	80.767
4	8:59.804	2:14.201	80.771
5	11:13.354	2:13.550	81.165

#### **10** 38 Jordan McFERRAN

SSEN Behind 9.073

Best Time 2:08.466 Best Speed 84.377 On 3 Gp

Lap	Elapsed Time	Lap Time	Lap Speed
1	2:13.839	2:13.839	81.340
2	4:24.640	2:10.801	82.871
3	6:33.106	2:08.466	84.377
4	8:43.986	2:10.880	82.821
5	11:06.656	2:22.670	75.977

#### **11** 11 John CAHILL

SSEN Behind 11.760

Best Time 2:11.153 Best Speed 82.649 On 2 Gp

Lap	Elapsed Time	Lap Time	Lap Speed
1	2:14.190	2:14.190	81.127
2	4:25.343	2:11.153	82.649
3	6:38.243	2:12.900	81.562
4	8:50.579	2:12.336	81.910
5	11:05.201	2:14.622	80.519

#### **12** 60 George SCOTT

SSEN Behind 13.431

Best Time 2:12.824 Best Speed 81.609 On 4 Gp

Lap	Elapsed Time	Lap Time	Lap Speed
1	2:17.232	2:17.232	79.328
2	4:31.770	2:14.538	80.569
3	6:48.097	2:16.327	79.512
4	9:00.921	2:12.824	81.609
5	11:14.348	2:13.427	81.240

**FERMANAGH AND OMAGH DISTRICT COUNCIL**

**ENNISKILLEN ROAD RACE**

SENIOR SUPPORT

Arney 3.011 miles


R4: Devenish Bar Senior Support

30/06/2018 12:30

Race (6 Laps)

**RACE 4 - SENIOR SUPPORT**

60 C	11 B	32 A 38 A	6 5
186 C	111 B	23 A	4
31 C	97 B	19 A	3
8 C	94 B	45 A	2 1
		POLE POSITION	



Promoted by Enniskillen and District Motor Cycle Club

Orbits

Provisional result to be confirmed by the Stewards of the Meeting subject to the completion of technical inspections and the time limit for protests  
MCUI (Ulster Centre) Timing @ www.elaps-timing.com

*R. Agnew*



# FERMANAGH & OMAGH DISTRICT COUNCIL ENNISKILLEN ROAD RACE

## SENIOR SUPPORT

### Race 4 - Devenish Bar Senior Support

Saturday, 30 June 2018



Pos	Class	No	Name	Machine / Sponsor	Gp	Lap	Total Time	Behind	Speed	-----Best Lap-----		
										Time	Speed	On
<b>Race Classification</b>												
1	SSEN	94	Darren KEYS	Suzuki 600 - Keys Racing	a	6	11:42.385		92.662	1:54.736	94.474	6
2	SSEN	45	Stephen McKEOWN	Triumph 675	a	6	11:43.191	0.806	92.556	1:53.691	95.343	6
3	SSEN	19	Steven CLARKE	Suzuki 750	a	6	12:04.572	22.187	89.825	1:58.399	91.551	2
4	SSEN	8	Darryl ANDERSON	Yamaha 600 - DK Racing	a	6	12:06.163	23.778	89.628	1:59.349	90.823	2
5	SSEN	31	Robert CAIRNS	Suzuki 750	a	6	12:16.061	33.676	88.423	2:00.907	89.652	4
6	SSEN	97	William HARA	Suzuki 750 - New Look Blinds	a	6	12:25.387	43.002	87.316	2:02.304	88.628	4
7	SSEN	186	Mathias WINKENJOHANN	Kawasaki 600	a	6	12:32.354	49.969	86.508	2:02.484	88.498	3
8	SSEN	23	Stuart McCANN	Triumph 675 - Gus Commercials	a	6	12:33.400	51.015	86.388	2:03.085	88.066	6
9	SSEN	111	Noel SMITH	Kawasaki 600	a	6	12:38.616	56.231	85.794	2:03.891	87.493	3
10	SSEN	38	Jordan McFERRAN	Suzuki 600 - Cam Racing	b	6	12:49.377	1:06.992	84.594	2:06.189	85.900	2
11	SSEN	11	John CAHILL	Suzuki 750	b	6	13:01.670	1:19.285	83.263	2:07.967	84.706	2
12	SSEN	60	George SCOTT	Honda 600	b	6	13:11.626	1:29.241	82.216	2:09.472	83.722	4


### Fastest Lap

SSEN	45	Stephen McKEOWN	Triumph 675							1:53.691	95.343	6
------	----	-----------------	-------------	--	--	--	--	--	--	----------	--------	---

Fastest lap establishes lap record

Provisional result to be confirmed by the Stewards of the Meeting subject to completion of technical inspections & the time limit for protests

Page 1 / 1

Circuit	<b>Arney</b>	Signed		Organising Club	<b>Enniskillen &amp; District MCC</b>
Length(miles)	<b>3.0110</b>	Lap 1 (3.0240)	Chief Timekeeper	Race Started	<b>12:43</b>
Weather	<b>Sunny 25°C</b>	Issued At:	<b>13:02</b>	Gp Time Diff - b	<b>20.30</b>
Track	<b>Dry</b>				

MCUI Ulster  
Centre Timing  
Powered by  
e-Laps timing software  
[www.elaps-timing.com](http://www.elaps-timing.com)



# FERMANAGH & OMAGH DISTRICT COUNCIL ENNISKILLEN ROAD RACE



## SENIOR SUPPORT

### Race 4 - Devenish Bar Senior Support

Saturday, 30 June 2018

## DETAILED RESULT

### Race Classification

#### **1** 94 Darren KEYS

Total Time **11:42.385** Avg Speed **92.662** Behind  
Best Time **1:54.736** Best Speed **94.474** On **6** Gp **a**

Lap	Elapsed Time	Lap Time	Lap Speed
1	2:02.533	2:02.533	88.845
2	3:59.771	1:57.238	92.458
3	5:56.323	1:56.552	93.002
4	7:52.384	1:56.061	93.396
5	9:47.649	1:55.265	94.041
6	11:42.385	1:54.736	94.474

#### **2** 45 Stephen McKEOWN

Total Time **11:43.191** Avg Speed **92.556** Behind **0.806**  
Best Time **1:53.691** Best Speed **95.343** On **6** Gp **a**

Lap	Elapsed Time	Lap Time	Lap Speed
1	2:04.917	2:04.917	87.149
2	4:02.011	1:57.094	92.572
3	5:57.825	1:55.814	93.595
4	7:53.441	1:55.616	93.755
5	9:49.500	1:56.059	93.397
6	11:43.191	1:53.691	95.343

#### **3** 19 Steven CLARKE

Total Time **12:04.572** Avg Speed **89.825** Behind **22.187**  
Best Time **1:58.399** Best Speed **91.551** On **2** Gp **a**

Lap	Elapsed Time	Lap Time	Lap Speed
1	2:06.843	2:06.843	85.826
2	4:05.242	1:58.399	91.551
3	6:05.089	1:59.847	90.445
4	8:05.004	1:59.915	90.394
5	10:05.189	2:00.185	90.191
6	12:04.572	1:59.383	90.797

#### **4** 8 Darryl ANDERSON

Total Time **12:06.163** Avg Speed **89.628** Behind **23.778**  
Best Time **1:59.349** Best Speed **90.823** On **2** Gp **a**

Lap	Elapsed Time	Lap Time	Lap Speed
1	2:04.921	2:04.921	87.146
2	4:04.270	1:59.349	90.823
3	6:06.196	2:01.926	88.903
4	8:06.056	1:59.860	90.436
5	10:05.526	1:59.470	90.731
6	12:06.163	2:00.637	89.853

### Race Classification

#### **5** 31 Robert CAIRNS

Total Time **12:16.061** Avg Speed **88.423** Behind **33.676**  
Best Time **2:00.907** Best Speed **89.652** On **4** Gp **a**

Lap	Elapsed Time	Lap Time	Lap Speed
1	2:06.493	2:06.493	86.063
2	4:08.326	2:01.833	88.971
3	6:09.874	2:01.548	89.180
4	8:10.781	2:00.907	89.652
5	10:13.087	2:02.306	88.627
6	12:16.061	2:02.974	88.145

#### **6** 97 William HARA

Total Time **12:25.387** Avg Speed **87.316** Behind **43.002**  
Best Time **2:02.304** Best Speed **88.628** On **4** Gp **a**

Lap	Elapsed Time	Lap Time	Lap Speed
1	2:11.953	2:11.953	82.502
2	4:15.545	2:03.592	87.705
3	6:17.890	2:02.345	88.599
4	8:20.194	2:02.304	88.628
5	10:22.916	2:02.722	88.326
6	12:25.387	2:02.471	88.507

#### **7** 186 Mathias WINKENJOHANN

Total Time **12:32.354** Avg Speed **86.508** Behind **49.969**  
Best Time **2:02.484** Best Speed **88.498** On **3** Gp **a**

Lap	Elapsed Time	Lap Time	Lap Speed
1	2:14.653	2:14.653	80.848
2	4:19.015	2:04.362	87.162
3	6:21.499	2:02.484	88.498
4	8:24.363	2:02.864	88.224
5	10:29.064	2:04.701	86.925
6	12:32.354	2:03.290	87.920

#### **8** 23 Stuart McCANN

Total Time **12:33.400** Avg Speed **86.388** Behind **51.015**  
Best Time **2:03.085** Best Speed **88.066** On **6** Gp **a**

Lap	Elapsed Time	Lap Time	Lap Speed
1	2:11.617	2:11.617	82.713
2	4:17.341	2:05.724	86.217
3	6:21.761	2:04.420	87.121
4	8:25.917	2:04.156	87.306
5	10:30.315	2:04.398	87.136
6	12:33.400	2:03.085	88.066



# FERMANAGH & OMAGH DISTRICT COUNCIL ENNISKILLEN ROAD RACE



## SENIOR SUPPORT

### Race 4 - Devenish Bar Senior Support

Saturday, 30 June 2018

## DETAILED RESULT

### Race Classification

#### **9** 111 Noel SMITH

Total Time **12:38.616** Avg Speed **85.794** Behind **56.231**

Best Time **2:03.891** Best Speed **87.493** On **3** Gp **a**

Lap	Elapsed Time	Lap Time	Lap Speed
1	2:14.311	2:14.311	81.054
2	4:19.765	2:05.454	86.403
3	6:23.656	2:03.891	87.493
4	8:28.353	2:04.697	86.928
5	10:33.244	2:04.891	86.792
6	12:38.616	2:05.372	86.459

#### **10** 38 Jordan McFERRAN

Total Time **12:49.377** Avg Speed **84.594** Behind **1:06.992**

Best Time **2:06.189** Best Speed **85.900** On **2** Gp **b**

Lap	Elapsed Time	Lap Time	Lap Speed
1	2:12.084	2:12.084	82.420
2	4:18.273	2:06.189	85.900
3	6:25.686	2:07.413	85.075
4	8:34.004	2:08.318	84.475
5	10:41.663	2:07.659	84.911
6	12:49.377	2:07.714	84.874

#### **11** 11 John CAHILL

Total Time **13:01.670** Avg Speed **83.263** Behind **1:19.285**

Best Time **2:07.967** Best Speed **84.706** On **2** Gp **b**

Lap	Elapsed Time	Lap Time	Lap Speed
1	2:15.141	2:15.141	80.556
2	4:23.108	2:07.967	84.706
3	6:32.545	2:09.437	83.744
4	8:42.406	2:09.861	83.471
5	10:52.476	2:10.070	83.337
6	13:01.670	2:09.194	83.902

#### **12** 60 George SCOTT

Total Time **13:11.626** Avg Speed **82.216** Behind **1:29.241**

Best Time **2:09.472** Best Speed **83.722** On **4** Gp **b**

Lap	Elapsed Time	Lap Time	Lap Speed
1	2:18.900	2:18.900	78.376
2	4:29.770	2:10.870	82.827
3	6:41.227	2:11.457	82.457
4	8:50.699	2:09.472	83.722
5	11:00.277	2:09.578	83.653
6	13:11.626	2:11.349	82.525

# FERMANAGH & OMAGH DISTRICT COUNCIL ENNISKILLEN ROAD RACE



## SENIOR SUPPORT

### Race 4 - Devenish Bar Senior Support

## LAP CHART

**1**

No	Name	Gp	Time of Day	Lap Time
94	Darren KEYS	a	12:45:50.459	2:02.533
45	Stephen McKEOWN	a	12:45:52.843	2:04.917
8	Darryl ANDERSON	a	12:45:52.847	2:04.921
31	Robert CAIRNS	a	12:45:54.419	2:06.493
19	Steven CLARKE	a	12:45:54.769	2:06.843
23	Stuart McCANN	a	12:45:59.543	2:11.617
97	William HARA	a	12:45:59.879	2:11.953
38	Jordan McFERRAN	b	12:46:00.010	2:12.084
111	Noel SMITH	a	12:46:02.237	2:14.311
186	Mathias WINKENJOHANN	a	12:46:02.579	2:14.653
11	John CAHILL	b	12:46:03.067	2:15.141
60	George SCOTT	b	12:46:06.826	2:18.900

**4**

No	Name	Gp	Time of Day	Lap Time
94	Darren KEYS	a	12:51:40.310	1:56.061
45	Stephen McKEOWN	a	12:51:41.367	1:55.616
19	Steven CLARKE	a	12:51:52.930	1:59.915
8	Darryl ANDERSON	a	12:51:53.982	1:59.860
31	Robert CAIRNS	a	12:51:58.707	2:00.907
97	William HARA	a	12:52:08.120	2:02.304
186	Mathias WINKENJOHANN	a	12:52:12.289	2:02.864
23	Stuart McCANN	a	12:52:13.843	2:04.156
111	Noel SMITH	a	12:52:16.279	2:04.697
38	Jordan McFERRAN	b	12:52:21.930	2:08.318
11	John CAHILL	b	12:52:30.332	2:09.861
60	George SCOTT	b	12:52:38.625	2:09.472

**2**

No	Name	Gp	Time of Day	Lap Time
94	Darren KEYS	a	12:47:47.697	1:57.238
45	Stephen McKEOWN	a	12:47:49.937	1:57.094
8	Darryl ANDERSON	a	12:47:52.196	1:59.349
19	Steven CLARKE	a	12:47:53.168	1:58.399
31	Robert CAIRNS	a	12:47:56.252	2:01.833
97	William HARA	a	12:48:03.471	2:03.592
23	Stuart McCANN	a	12:48:05.267	2:05.724
38	Jordan McFERRAN	b	12:48:06.199	2:06.189
186	Mathias WINKENJOHANN	a	12:48:06.941	2:04.362
111	Noel SMITH	a	12:48:07.691	2:05.454
11	John CAHILL	b	12:48:11.034	2:07.967
60	George SCOTT	b	12:48:17.696	2:10.870

**5**

No	Name	Gp	Time of Day	Lap Time
94	Darren KEYS	a	12:53:35.575	1:55.265
45	Stephen McKEOWN	a	12:53:37.426	1:56.059
19	Steven CLARKE	a	12:53:53.115	2:00.185
8	Darryl ANDERSON	a	12:53:53.452	1:59.470
31	Robert CAIRNS	a	12:54:01.013	2:02.306
97	William HARA	a	12:54:10.842	2:02.722
186	Mathias WINKENJOHANN	a	12:54:16.990	2:04.701
23	Stuart McCANN	a	12:54:18.241	2:04.398
111	Noel SMITH	a	12:54:21.170	2:04.891
38	Jordan McFERRAN	b	12:54:29.589	2:07.659
11	John CAHILL	b	12:54:40.402	2:10.070
60	George SCOTT	b	12:54:48.203	2:09.578

**3**

No	Name	Gp	Time of Day	Lap Time
94	Darren KEYS	a	12:49:44.249	1:56.552
45	Stephen McKEOWN	a	12:49:45.751	1:55.814
19	Steven CLARKE	a	12:49:53.015	1:59.847
8	Darryl ANDERSON	a	12:49:54.122	2:01.926
31	Robert CAIRNS	a	12:49:57.800	2:01.548
97	William HARA	a	12:50:05.816	2:02.345
186	Mathias WINKENJOHANN	a	12:50:09.425	2:02.484
23	Stuart McCANN	a	12:50:09.687	2:04.420
111	Noel SMITH	a	12:50:11.582	2:03.891
38	Jordan McFERRAN	b	12:50:13.612	2:07.413
11	John CAHILL	b	12:50:20.471	2:09.437
60	George SCOTT	b	12:50:29.153	2:11.457

**6**

No	Name	Gp	Time of Day	Lap Time
94	Darren KEYS	a	12:55:30.311	1:54.736
45	Stephen McKEOWN	a	12:55:31.117	1:53.691
19	Steven CLARKE	a	12:55:52.498	1:59.383
8	Darryl ANDERSON	a	12:55:54.089	2:00.637
31	Robert CAIRNS	a	12:56:03.987	2:02.974
97	William HARA	a	12:56:13.313	2:02.471
186	Mathias WINKENJOHANN	a	12:56:20.280	2:03.290
23	Stuart McCANN	a	12:56:21.326	2:03.085
111	Noel SMITH	a	12:56:26.542	2:05.372
38	Jordan McFERRAN	b	12:56:37.303	2:07.714
11	John CAHILL	b	12:56:49.596	2:09.194
60	George SCOTT	b	12:56:59.552	2:11.349