



Fermanagh & Omagh
District Council
Comhairle Ceantair
Fhear Manach agus na hÓmaí



Friday 29th & Saturday 30th June 2018

promoted by Enniskillen & District MCC

<https://enniskillenroadraces.co.uk/>

<https://en-gb.facebook.com/Enniskillen100/>

MCGIRR FUELS

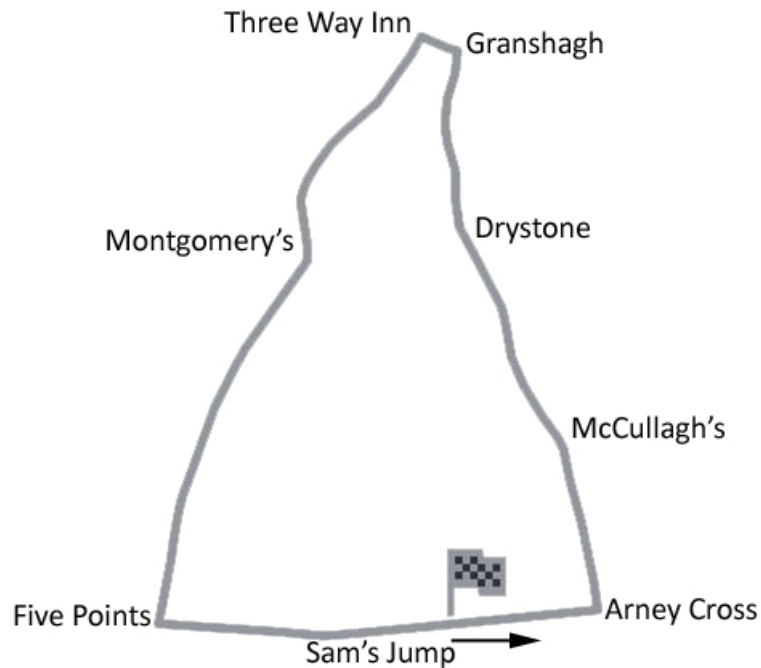
JUNIOR SUPPORT



EURO AUCTIONS

Auctioneers of Industrial Plant, Construction & Agricultural Equipment

Arney Circuit 3.011 miles



LAP RECORDS

Class	Rider	Machine	m s	mph	Year
125cc					
Moto 3					
250cc					
Lightweight Supersport					
Supermono					
Supertwin					
Supersport					
Superbike	all lap records to be established				
Senior Support					
Junior Support					
Classic 1000cc					
Classic 500cc					
Classic 350cc					
Classic 250cc					
Forgotten Era					

MOST WINS AT ENNISKILLEN ROAD RACE (including Enniskillen 100 1929–52)

Joe O'Neill	6	1931-35 (350-4, General Handicap-2)
Gordon Burney	4	1929-30 (350-2, General Handicap-2)
J F Young	4	1932-33 (500-2, General Handicap-2)
Artie Bell	3	1937-39 (350-1, 500-1, General Handicap-1)

MOST WINS AT ALL IRISH ROAD RACE MEETINGS (after North West 200 2018)

Ryan Farquhar	211	1995-16
Joey Dunlop	156	1971-00
Robert Dunlop	135	1980-08
William Dunlop	119	2005-17
Ray McCullough	109	1960-82
Phillip McCallen	109	1987-99
Michael Dunlop	102	2006-18
Brian Reid	78	1980-94
Darran Lindsay	74	1999-06
James Courtney	66	1992-99

FERMANAGH & OMAGH DISTRICT COUNCIL ENNISKILLEN ROAD RACE

JUNIOR SUPPORT

Qualifying


Friday, 29 June 2018



Pos	Class	No	Name	Machine / Sponsor	----- Best Lap -----			On	Laps
					Time	Behind	Speed		
Qualifying Classification									
1	SJUN	8	Darryl ANDERSON	Kawasaki 400 - Shay D Racing	2:03.996		87.419	5	5
2	SJUN	31	Robert CAIRNS	Kawasaki 650	2:05.218	1.222	86.566	5	5
3	SJUN	42	Brian LOUGHLIN	Suzuki 650 - G2-Tech	2:07.982	3.986	84.696	4	5
4	SJUN	111	Noel SMITH	Kawasaki 650	2:10.271	6.275	83.208	5	5
5	SJUN	5	R J WOOLSEY	Kawasaki 650	2:11.564	7.568	82.390	5	5
6	SJUN	171	Dave WALSH	Kawasaki 400 - DRW Racing	2:15.724	11.728	79.865	3	5
7	SJUN	11	John CAHILL	Suzuki 650	2:16.193	12.197	79.590	2	5
8	SJUN	130	Nigel McAULEY	Kawasaki 650	2:24.414	20.418	75.059	3	5

Provisional result to be confirmed by the Stewards of the Meeting subject to completion of technical inspections & the time limit for protests

Page 1 / 1

Circuit	Arney	Signed		Organising Club	Enniskillen & District MCC
Length(miles)	3.0110 Lap 1 (3.0240)		Chief Timekeeper	Qualifying Started	16:51
Weather	Sunny 27°C	Issued At:	17:05		
Track	Dry				

FERMANAGH & OMAGH DISTRICT COUNCIL ENNISKILLEN ROAD RACE



JUNIOR SUPPORT

Qualifying

Friday, 29 June 2018

DETAILED RESULT

Qualifying Classification

Position

1 8 Darryl ANDERSON

SJUN		Behind	
Best Time	2:03.996	Best Speed	87.419 On 5 Gp
Lap	Elapsed Time	Lap Time	Lap Speed
1	2:09.882	2:09.882	83.818
2	4:14.859	2:04.977	86.733
3	6:20.650	2:05.791	86.172
4	8:26.621	2:05.971	86.048
5	10:30.617	2:03.996	87.419

2 31 Robert CAIRNS

SJUN		Behind	1.222
Best Time	2:05.218	Best Speed	86.566 On 5 Gp
Lap	Elapsed Time	Lap Time	Lap Speed
1	2:13.294	2:13.294	81.672
2	4:21.240	2:07.946	84.720
3	6:29.722	2:08.482	84.367
4	8:37.903	2:08.181	84.565
5	10:43.121	2:05.218	86.566

3 42 Brian LOUGHLIN

SJUN		Behind	3.986
Best Time	2:07.982	Best Speed	84.696 On 4 Gp
Lap	Elapsed Time	Lap Time	Lap Speed
1	2:13.138	2:13.138	81.768
2	4:23.248	2:10.110	83.311
3	6:32.065	2:08.817	84.147
4	8:40.047	2:07.982	84.696
5	10:49.560	2:09.513	83.695

4 111 Noel SMITH

SJUN		Behind	6.275
Best Time	2:10.271	Best Speed	83.208 On 5 Gp
Lap	Elapsed Time	Lap Time	Lap Speed
1	2:14.486	2:14.486	80.948
2	4:25.615	2:11.129	82.664
3	6:37.514	2:11.899	82.181
4	8:48.624	2:11.110	82.676
5	10:58.895	2:10.271	83.208

Qualifying Classification

Position

5 5 R J WOOLSEY

SJUN		Behind	7.568
Best Time	2:11.564	Best Speed	82.390 On 5 Gp
Lap	Elapsed Time	Lap Time	Lap Speed
1	2:16.667	2:16.667	79.656
2	4:29.688	2:13.021	81.488
3	6:44.579	2:14.891	80.358
4	9:04.735	2:20.156	77.340
5	11:16.299	2:11.564	82.390

6 171 Dave WALSH

SJUN		Behind	11.728
Best Time	2:15.724	Best Speed	79.865 On 3 Gp
Lap	Elapsed Time	Lap Time	Lap Speed
1	2:22.117	2:22.117	76.602
2	4:38.196	2:16.079	79.657
3	6:53.920	2:15.724	79.865
4	9:11.852	2:17.932	78.587
5	11:28.799	2:16.947	79.152

7 11 John CAHILL

SJUN		Behind	12.197
Best Time	2:16.193	Best Speed	79.590 On 2 Gp
Lap	Elapsed Time	Lap Time	Lap Speed
1	2:20.743	2:20.743	77.349
2	4:36.936	2:16.193	79.590
3	6:53.389	2:16.453	79.438
4	9:10.988	2:17.599	78.777
5	11:30.375	2:19.387	77.766

8 130 Nigel McAULEY

SJUN		Behind	20.418
Best Time	2:24.414	Best Speed	75.059 On 3 Gp
Lap	Elapsed Time	Lap Time	Lap Speed
1	2:28.634	2:28.634	73.243
2	4:55.340	2:26.706	73.887
3	7:19.754	2:24.414	75.059
4	9:45.886	2:26.132	74.177
5	12:10.814	2:24.928	74.793

FERMANAGH AND OMAGH DISTRICT COUNCIL

ENNISKILLEN ROAD RACE

JUNIOR SUPPORT

Arney 3.011 miles


R1: McGirr's Fuels Junior Support

30/06/2018 11:00

Race (6 Laps)

RACE 1 - JUNIOR SUPPORT

	130	11	3
	B	A	
171	5	111	2
C	B	A	
42	31	8	1
C	B	A	
		POLE POSITION	



Promoted by Enniskillen and District Motor Cycle Club

Orbits

Provisional result to be confirmed by the Stewards of the Meeting subject to the completion of technical inspections and the time limit for protests
MCUI (Ulster Centre) Timing @ www.elaps-timing.com



FERMANAGH & OMAGH DISTRICT COUNCIL ENNISKILLEN ROAD RACE

JUNIOR SUPPORT

Race 1 - McGirr Fuels Junior Support

Saturday, 30 June 2018



Pos	Class	No	Name	Machine / Sponsor	Gp	Lap	Total Time	Behind	Speed	-----Best Lap-----		
										Time	Speed	On
Race Classification												
1	SJUN	8	Darryl ANDERSON	Kawasaki 400 - Shay D Racing	a	6	12:23.793		87.503	2:02.493	88.492	4
2	SJUN	111	Noel SMITH	Kawasaki 650	a	6	12:44.019	20.226	85.187	2:04.392	87.141	6
3	SJUN	31	Robert CAIRNS	Kawasaki 650	a	6	12:46.289	22.496	84.935	2:04.598	86.997	3
4	SJUN	42	Brian LOUGHLIN	Suzuki 650 - G2-Tech	a	6	12:54.621	30.828	84.021	2:07.325	85.133	4
5	SJUN	5	R J WOOLSEY	Kawasaki 650	a	6	13:15.296	51.503	81.837	2:07.073	85.302	6
6	SJUN	11	John CAHILL	Suzuki 650	a	6	13:15.481	51.688	81.818	2:09.146	83.933	6
7	SJUN	171	Dave WALSH	Kawasaki 400 - DRW Racing	a	6	13:19.641	55.848	81.392	2:11.124	82.667	2

Fastest Lap

SJUN	8	Darryl ANDERSON	Kawasaki 400 - Shay D Racing	2:02.493	88.492	4
------	---	-----------------	------------------------------	----------	--------	---


Not Classified

DNF	SJUN	217	Enda TREARTY	Kawasaki 400 - TED Racing	a	2	4:28.693		80.858	2:12.195	81.997	2
-----	------	-----	--------------	---------------------------	---	---	----------	--	--------	----------	--------	---

Fastest Lap establishes Lap Record

Provisional result to be confirmed by the Stewards of the Meeting subject to completion of technical inspections & the time limit for protests

Page 1 / 1

Circuit	Arney	Signed		Organising Club	Enniskillen & District MCC
Length(miles)	3.0110	Lap 1 (3.0240)	Chief Timekeeper	Race Started	11:00
Weather	Sunny 25°C	Issued At:	11:17		
Track	Dry				

FERMANAGH & OMAGH DISTRICT COUNCIL ENNISKILLEN ROAD RACE



JUNIOR SUPPORT

Race 1 - McGirr Fuels Junior Support

Saturday, 30 June 2018

DETAILED RESULT

Race Classification

1 8 Darryl ANDERSON

Total Time **12:23.793** Avg Speed **87.503** Behind
Best Time **2:02.493** Best Speed **88.492** On **4** Gp **a**

Lap	Elapsed Time	Lap Time	Lap Speed
1	2:07.299	2:07.299	85.518
2	4:10.064	2:02.765	88.296
3	6:12.973	2:02.909	88.192
4	8:15.466	2:02.493	88.492
5	10:19.265	2:03.799	87.558
6	12:23.793	2:04.528	87.045

2 111 Noel SMITH

Total Time **12:44.019** Avg Speed **85.187** Behind **20.226**
Best Time **2:04.392** Best Speed **87.141** On **6** Gp **a**

Lap	Elapsed Time	Lap Time	Lap Speed
1	2:14.196	2:14.196	81.123
2	4:23.875	2:09.679	83.588
3	6:28.324	2:04.449	87.101
4	8:33.439	2:05.115	86.637
5	10:39.627	2:06.188	85.900
6	12:44.019	2:04.392	87.141

3 31 Robert CAIRNS

Total Time **12:46.289** Avg Speed **84.935** Behind **22.496**
Best Time **2:04.598** Best Speed **86.997** On **3** Gp **a**

Lap	Elapsed Time	Lap Time	Lap Speed
1	2:14.175	2:14.175	81.136
2	4:22.854	2:08.679	84.238
3	6:27.452	2:04.598	86.997
4	8:32.913	2:05.461	86.398
5	10:40.161	2:07.248	85.185
6	12:46.289	2:06.128	85.941

4 42 Brian LOUGHLIN

Total Time **12:54.621** Avg Speed **84.021** Behind **30.828**
Best Time **2:07.325** Best Speed **85.133** On **4** Gp **a**

Lap	Elapsed Time	Lap Time	Lap Speed
1	2:13.365	2:13.365	81.629
2	4:23.636	2:10.271	83.208
3	6:31.027	2:07.391	85.089
4	8:38.352	2:07.325	85.133
5	10:46.578	2:08.226	84.535
6	12:54.621	2:08.043	84.656

Race Classification

5 5 R J WOOLSEY

Total Time **13:15.296** Avg Speed **81.837** Behind **51.503**
Best Time **2:07.073** Best Speed **85.302** On **6** Gp **a**

Lap	Elapsed Time	Lap Time	Lap Speed
1	2:22.731	2:22.731	76.272
2	4:36.539	2:13.808	81.009
3	6:49.086	2:12.547	81.779
4	8:58.689	2:09.603	83.637
5	11:08.223	2:09.534	83.682
6	13:15.296	2:07.073	85.302

6 11 John CAHILL

Total Time **13:15.481** Avg Speed **81.818** Behind **51.688**
Best Time **2:09.146** Best Speed **83.933** On **6** Gp **a**

Lap	Elapsed Time	Lap Time	Lap Speed
1	2:17.948	2:17.948	78.917
2	4:29.716	2:11.768	82.263
3	6:41.820	2:12.104	82.054
4	8:54.070	2:12.250	81.963
5	11:06.335	2:12.265	81.954
6	13:15.481	2:09.146	83.933

7 171 Dave WALSH

Total Time **13:19.641** Avg Speed **81.392** Behind **55.848**
Best Time **2:11.124** Best Speed **82.667** On **2** Gp **a**

Lap	Elapsed Time	Lap Time	Lap Speed
1	2:20.344	2:20.344	77.569
2	4:31.468	2:11.124	82.667
3	6:43.102	2:11.634	82.347
4	8:55.650	2:12.548	81.779
5	11:08.338	2:12.688	81.692
6	13:19.641	2:11.303	82.554

Not Classified

DNF 217 Enda TREARTY

Total Time **4:28.693** Avg Speed **80.858** Behind
Best Time **2:12.195** Best Speed **81.997** On **2** Gp **a**

Lap	Elapsed Time	Lap Time	Lap Speed
1	2:16.498	2:16.498	79.755
2	4:28.693	2:12.195	81.997

FERMANAGH & OMAGH DISTRICT COUNCIL ENNISKILLEN ROAD RACE



JUNIOR SUPPORT

Race 1 - McGirr Fuels Junior Support

LAP CHART

1

No	Name	Gp	Time of Day	Lap Time
8	Darryl ANDERSON	a	11:02:41.257	2:07.299
42	Brian LOUGHLIN	a	11:02:47.323	2:13.365
31	Robert CAIRNS	a	11:02:48.133	2:14.175
111	Noel SMITH	a	11:02:48.154	2:14.196
217	Enda TREARTY	a	11:02:50.456	2:16.498
11	John CAHILL	a	11:02:51.906	2:17.948
171	Dave WALSH	a	11:02:54.302	2:20.344
5	R J WOOLSEY	a	11:02:56.689	2:22.731

5

No	Name	Gp	Time of Day	Lap Time
8	Darryl ANDERSON	a	11:10:53.223	2:03.799
111	Noel SMITH	a	11:11:13.585	2:06.188
31	Robert CAIRNS	a	11:11:14.119	2:07.248
42	Brian LOUGHLIN	a	11:11:20.536	2:08.226
11	John CAHILL	a	11:11:40.293	2:12.265
5	R J WOOLSEY	a	11:11:42.181	2:09.534
171	Dave WALSH	a	11:11:42.296	2:12.688

2

No	Name	Gp	Time of Day	Lap Time
8	Darryl ANDERSON	a	11:04:44.022	2:02.765
31	Robert CAIRNS	a	11:04:56.812	2:08.679
42	Brian LOUGHLIN	a	11:04:57.594	2:10.271
111	Noel SMITH	a	11:04:57.833	2:09.679
217	Enda TREARTY	a	11:05:02.651	2:12.195
11	John CAHILL	a	11:05:03.674	2:11.768
171	Dave WALSH	a	11:05:05.426	2:11.124
5	R J WOOLSEY	a	11:05:10.497	2:13.808

6

No	Name	Gp	Time of Day	Lap Time
8	Darryl ANDERSON	a	11:12:57.751	2:04.528
111	Noel SMITH	a	11:13:17.977	2:04.392
31	Robert CAIRNS	a	11:13:20.247	2:06.128
42	Brian LOUGHLIN	a	11:13:28.579	2:08.043
5	R J WOOLSEY	a	11:13:49.254	2:07.073
11	John CAHILL	a	11:13:49.439	2:09.146
171	Dave WALSH	a	11:13:53.599	2:11.303

3

No	Name	Gp	Time of Day	Lap Time
8	Darryl ANDERSON	a	11:06:46.931	2:02.909
31	Robert CAIRNS	a	11:07:01.410	2:04.598
111	Noel SMITH	a	11:07:02.282	2:04.449
42	Brian LOUGHLIN	a	11:07:04.985	2:07.391
11	John CAHILL	a	11:07:15.778	2:12.104
171	Dave WALSH	a	11:07:17.060	2:11.634
5	R J WOOLSEY	a	11:07:23.044	2:12.547

4

No	Name	Gp	Time of Day	Lap Time
8	Darryl ANDERSON	a	11:08:49.424	2:02.493
31	Robert CAIRNS	a	11:09:06.871	2:05.461
111	Noel SMITH	a	11:09:07.397	2:05.115
42	Brian LOUGHLIN	a	11:09:12.310	2:07.325
11	John CAHILL	a	11:09:28.028	2:12.250
171	Dave WALSH	a	11:09:29.608	2:12.548
5	R J WOOLSEY	a	11:09:32.647	2:09.603