



Fermanagh & Omagh  
District Council  
Comhairle Ceantair  
Fhear Manach agus na hÓmaí



**Friday 29<sup>th</sup> & Saturday 30<sup>th</sup> June 2018**

**promoted by Enniskillen & District MCC**

<https://enniskillenroadraces.co.uk/>

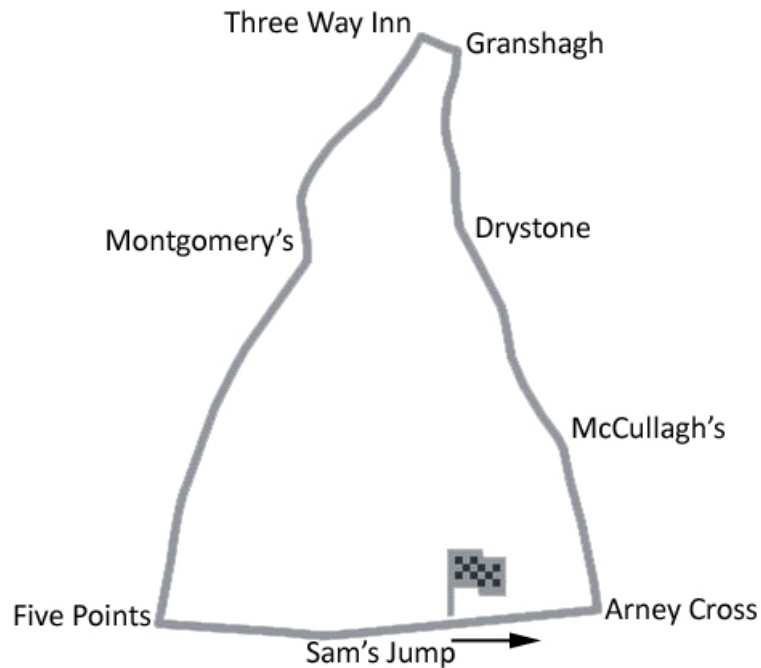
<https://en-gb.facebook.com/Enniskillen100/>



**EURO** AUCTIONS

Auctioneers of Industrial Plant, Construction & Agricultural Equipment

# Arney Circuit 3.011 miles



## LAP RECORDS

Class	Rider	Machine	m s	mph	Year
125cc					
Moto 3					
250cc					
Lightweight Supersport					
Supermono					
Supertwin					
Supersport					
Superbike	all lap records to be established				
Senior Support					
Junior Support					
Classic 1000cc					
Classic 500cc					
Classic 350cc					
Classic 250cc					
Forgotten Era					

## MOST WINS AT ENNISKILLEN ROAD RACE (including Enniskillen 100 1929–52)

Joe O'Neill	6	1931-35 (350-4, General Handicap-2)
Gordon Burney	4	1929-30 (350-2, General Handicap-2)
J F Young	4	1932-33 (500-2, General Handicap-2)
Artie Bell	3	1937-39 (350-1, 500-1, General Handicap-1)

## MOST WINS AT ALL IRISH ROAD RACE MEETINGS (after North West 200 2018)

Ryan Farquhar	211	1995-16
Joey Dunlop	156	1971-00
Robert Dunlop	135	1980-08
William Dunlop	119	2005-17
Ray McCullough	109	1960-82
Phillip McCallen	109	1987-99
Michael Dunlop	102	2006-18
Brian Reid	78	1980-94
Darran Lindsay	74	1999-06
James Courtney	66	1992-99

# FERMANAGH & OMAGH DISTRICT COUNCIL ENNISKILLEN ROAD RACE

## SUPERTWIN

### Qualifying


Friday, 29 June 2018



Pos	Class	No	Name	Machine / Sponsor	----- Best Lap -----			On	Laps
					Time	Behind	Speed		
<b>Qualifying Classification</b>									
1	STWN	86	Derek McGEE	Kawasaki - KMR Kawasaki/IEG Racing	1:50.609		97.999	5	5
2	STWN	56	Adam McLEAN	Kawasaki - Roy Hanna Motors	1:53.894	3.285	95.173	5	5
3	STWN	5	Thomas MAXWELL	Kawasaki	1:56.703	6.094	92.882	5	5
4	STWN	14	Stephen McKNIGHT	Suzuki - McKnight Racing	2:00.812	10.203	89.723	3	5
5	STWN	28	Paul GARTLAND	Kawasaki - MG Racing	2:01.484	10.875	89.227	4	5
6	STWN	31	Robert CAIRNS	Kawasaki	2:07.515	16.906	85.006	5	5
7	STWN	42	Brian LOUGHLIN	Suzuki - G2-Tech	2:07.686	17.077	84.893	5	5
8	STWN	15	Ryan MAHER	Kawasaki	2:12.128	21.519	82.039	1	1
9	STWN	91	Des BUTLER	Suzuki	2:19.036	28.427	77.963	3	4
10	STWN	97	Seamus ELLIOTT	Kawasaki	2:21.265	30.656	76.732	1	1

Provisional result to be confirmed by the Stewards of the Meeting subject to completion of technical inspections & the time limit for protests

Page 1 / 1

Circuit	<b>Arney</b>	Signed		Organising Club	<b>Enniskillen &amp; District MCC</b>
Length(miles)	<b>3.0110 Lap 1 (3.0240)</b>		Chief Timekeeper	Qualifying Started	<b>19:41</b>
Weather	<b>Sunny 26°C</b>	Issued At:	<b>20:02</b>		
Track	<b>Dry</b>				

# FERMANAGH & OMAGH DISTRICT COUNCIL ENNISKILLEN ROAD RACE



## SUPERTWIN

### Qualifying

Friday, 29 June 2018

## DETAILED RESULT

### Qualifying Classification

Position

<b>1</b>	<b>86 Derek McGEE</b>			
STWN		Behind		
Best Time	<b>1:50.609</b>	Best Speed	<b>97.999</b>	On 5 Gp
Lap	Elapsed Time	Lap Time	Lap Speed	
1	1:58.652	1:58.652	91.751	
2	3:50.520	1:51.868	96.896	
3	5:42.037	1:51.517	97.201	
4	7:33.379	1:51.342	97.354	
5	9:23.988	1:50.609	97.999	

<b>2</b>	<b>56 Adam McLEAN</b>			
STWN		Behind	<b>3.285</b>	
Best Time	<b>1:53.894</b>	Best Speed	<b>95.173</b>	On 5 Gp
Lap	Elapsed Time	Lap Time	Lap Speed	
1	2:01.348	2:01.348	89.712	
2	3:56.258	1:54.910	94.331	
3	5:53.049	1:56.791	92.812	
4	7:48.891	1:55.842	93.572	
5	9:42.785	1:53.894	95.173	

<b>3</b>	<b>5 Thomas MAXWELL</b>			
STWN		Behind	<b>6.094</b>	
Best Time	<b>1:56.703</b>	Best Speed	<b>92.882</b>	On 5 Gp
Lap	Elapsed Time	Lap Time	Lap Speed	
1	2:04.005	2:04.005	87.790	
2	4:03.346	1:59.341	90.829	
3	6:01.885	1:58.539	91.443	
4	7:59.814	1:57.929	91.916	
5	9:56.517	1:56.703	92.882	

<b>4</b>	<b>14 Stephen McKNIGHT</b>			
STWN		Behind	<b>10.203</b>	
Best Time	<b>2:00.812</b>	Best Speed	<b>89.723</b>	On 3 Gp
Lap	Elapsed Time	Lap Time	Lap Speed	
1	2:10.282	2:10.282	83.560	
2	4:13.719	2:03.437	87.815	
3	6:14.531	2:00.812	89.723	
4	8:15.679	2:01.148	89.474	
5	10:25.708	2:10.029	83.363	

### Qualifying Classification

Position

<b>5</b>	<b>28 Paul GARTLAND</b>			
STWN		Behind	<b>10.875</b>	
Best Time	<b>2:01.484</b>	Best Speed	<b>89.227</b>	On 4 Gp
Lap	Elapsed Time	Lap Time	Lap Speed	
1	2:30.503	2:30.503	72.333	
2	4:35.419	2:04.916	86.775	
3	6:36.962	2:01.543	89.183	
4	8:38.446	2:01.484	89.227	
5	11:05.429	2:26.983	73.747	

<b>6</b>	<b>31 Robert CAIRNS</b>			
STWN		Behind	<b>16.906</b>	
Best Time	<b>2:07.515</b>	Best Speed	<b>85.006</b>	On 5 Gp
Lap	Elapsed Time	Lap Time	Lap Speed	
1	2:11.087	2:11.087	83.047	
2	4:20.485	2:09.398	83.769	
3	6:31.390	2:10.905	82.805	
4	8:39.422	2:08.032	84.663	
5	10:46.937	2:07.515	85.006	

<b>7</b>	<b>42 Brian LOUGHLIN</b>			
STWN		Behind	<b>17.077</b>	
Best Time	<b>2:07.686</b>	Best Speed	<b>84.893</b>	On 5 Gp
Lap	Elapsed Time	Lap Time	Lap Speed	
1	2:14.173	2:14.173	81.137	
2	4:28.310	2:14.137	80.810	
3	6:39.647	2:11.337	82.533	
4	8:49.606	2:09.959	83.408	
5	10:57.292	2:07.686	84.893	

<b>8</b>	<b>15 Ryan MAHER</b>			
STWN		Behind	<b>21.519</b>	
Best Time	<b>2:12.128</b>	Best Speed	<b>82.039</b>	On 1 Gp
Lap	Elapsed Time	Lap Time	Lap Speed	
1	2:12.128	2:12.128	82.393	

<b>9</b>	<b>91 Des BUTLER</b>			
STWN		Behind	<b>28.427</b>	
Best Time	<b>2:19.036</b>	Best Speed	<b>77.963</b>	On 3 Gp
Lap	Elapsed Time	Lap Time	Lap Speed	
1	2:21.267	2:21.267	77.063	
2	4:40.745	2:19.478	77.715	
3	6:59.781	2:19.036	77.963	
4	9:19.855	2:20.074	77.385	

# FERMANAGH & OMAGH DISTRICT COUNCIL ENNISKILLEN ROAD RACE

## SUPERTWIN

### Qualifying

Friday, 29 June 2018

## DETAILED RESULT



### Qualifying Classification

Position

**10** 97 Seamus ELLIOTT

STWN Behind 30.656

Best Time 2:21.265 Best Speed 76.732 On 1 Gp

Lap	Elapsed Time	Lap Time	Lap Speed
1	2:21.265	2:21.265	77.064

**FERMANAGH AND OMAGH DISTRICT COUNCIL**

**ENNISKILLEN ROAD RACE**

**SUPERTWIN & SUPERMONO**

Arney 3.011 miles

R7: Armstong Engineering Supertwin

30/06/2018 14:00

Race (6 Laps)

**RACE 7 - SUPERTWIN**

			97	B	5
			A		
C	B	A			4
91	15	42			3
C	B	A			2
31	28	14			1
C	B	A		A	
5	56	86			
C	B	A			
		POLE POSITION			



Promoted by Enniskillen and District Motor Cycle Club

Orbits

Provisional result to be confirmed by the Stewards of the Meeting subject to the completion of technical inspections and the time limit for protests  
MCUI (Ulster Centre) Timing @ www.elaps-timing.com




# FERMANAGH & OMAGH DISTRICT COUNCIL ENNISKILLEN ROAD RACE

## SUPERTWIN

### Race 7 - Armstrong Engineering Supertwin

Saturday, 30 June 2018



Pos	Class	No	Name	Machine / Sponsor	Gp	Lap	Total Time	Behind	Speed	-----Best Lap-----		
										Time	Speed	On
<b>Race Classification</b>												
1	STWN	86	Derek McGEE	Kawasaki - KMR Kawasaki/IEG Racing	a	6	11:13.850		96.586	1:50.211	98.353	3
2	STWN	56	Adam McLEAN	Kawasaki - McAdoo Kawasaki Racing	a	6	11:26.298	12.448	94.834	1:52.819	96.080	5
3	STWN	5	Thomas MAXWELL	Kawasaki	a	6	11:48.793	34.943	91.824	1:55.774	93.627	2
4	STWN	28	Paul GARTLAND	Kawasaki - MG Racing	a	6	12:04.406	50.556	89.845	1:58.244	91.671	6
5	STWN	64	Stephen McKNIGHT	Suzuki - McKnight Racing	a	6	12:04.538	50.688	89.829	1:58.095	91.787	6
6	STWN	31	Robert CAIRNS	Kawasaki	a	6	12:49.869	1:36.019	84.540	2:06.617	85.609	5
7	STWN	42	Brian LOUGHLIN	Suzuki - G2-Tech	a	6	12:50.230	1:36.380	84.500	2:06.255	85.855	5
8	STWN	91	Des BUTLER	Suzuki	a	5	11:19.898	1 Lap	79.784	2:13.882	80.964	4


### Fastest Lap

STWN	86	Derek McGEE	Kawasaki - KMR Kawasaki/IEG Racing	1:50.211	98.353	3
------	----	-------------	------------------------------------	----------	--------	---

Fastest lap establishes lap record

Provisional result to be confirmed by the Stewards of the Meeting subject to completion of technical inspections & the time limit for protests

Page 1 / 1

Circuit	<b>Arney</b>	Signed		Organising Club	<b>Enniskillen &amp; District MCC</b>
Length(miles)	<b>3.0110</b>	Lap 1 (3.0240)	Chief Timekeeper	Race Started	<b>14:33</b>
Weather	<b>Sunny 24°C</b>	Issued At:	<b>14:49</b>		
Track	<b>Dry</b>				

# FERMANAGH & OMAGH DISTRICT COUNCIL ENNISKILLEN ROAD RACE



## SUPERTWIN

### Race 7 - Armstrong Engineering Supertwin

Saturday, 30 June 2018

## DETAILED RESULT

### Race Classification

#### **1** 86 Derek McGEE

Total Time **11:13.850** Avg Speed **96.586** Behind  
Best Time **1:50.211** Best Speed **98.353** On **3** Gp **a**

Lap	Elapsed Time	Lap Time	Lap Speed
1	1:54.607	1:54.607	94.989
2	3:45.384	1:50.777	97.851
3	5:35.595	1:50.211	98.353
4	7:26.196	1:50.601	98.006
5	9:16.674	1:50.478	98.115
6	11:13.850	1:57.176	92.507

#### **2** 56 Adam McLEAN

Total Time **11:26.298** Avg Speed **94.834** Behind **12.448**  
Best Time **1:52.819** Best Speed **96.080** On **5** Gp **a**

Lap	Elapsed Time	Lap Time	Lap Speed
1	1:59.708	1:59.708	90.941
2	3:54.021	1:54.313	94.824
3	5:47.308	1:53.287	95.683
4	7:40.203	1:52.895	96.015
5	9:33.022	1:52.819	96.080
6	11:26.298	1:53.276	95.692

#### **3** 5 Thomas MAXWELL

Total Time **11:48.793** Avg Speed **91.824** Behind **34.943**  
Best Time **1:55.774** Best Speed **93.627** On **2** Gp **a**

Lap	Elapsed Time	Lap Time	Lap Speed
1	2:01.656	2:01.656	89.485
2	3:57.430	1:55.774	93.627
3	5:54.157	1:56.727	92.863
4	7:51.953	1:57.796	92.020
5	9:49.713	1:57.760	92.048
6	11:48.793	1:59.080	91.028

#### **4** 28 Paul GARTLAND

Total Time **12:04.406** Avg Speed **89.845** Behind **50.556**  
Best Time **1:58.244** Best Speed **91.671** On **6** Gp **a**

Lap	Elapsed Time	Lap Time	Lap Speed
1	2:07.057	2:07.057	85.681
2	4:07.574	2:00.517	89.942
3	6:07.768	2:00.194	90.184
4	8:07.011	1:59.243	90.903
5	10:06.162	1:59.151	90.974
6	12:04.406	1:58.244	91.671

### Race Classification

#### **5** 64 Stephen McKNIGHT

Total Time **12:04.538** Avg Speed **89.829** Behind **50.688**  
Best Time **1:58.095** Best Speed **91.787** On **6** Gp **a**

Lap	Elapsed Time	Lap Time	Lap Speed
1	2:07.616	2:07.616	85.306
2	4:07.591	1:59.975	90.349
3	6:08.012	2:00.421	90.014
4	8:07.013	1:59.001	91.088
5	10:06.443	1:59.430	90.761
6	12:04.538	1:58.095	91.787

#### **6** 31 Robert CAIRNS

Total Time **12:49.869** Avg Speed **84.540** Behind **1:36.019**  
Best Time **2:06.617** Best Speed **85.609** On **5** Gp **a**

Lap	Elapsed Time	Lap Time	Lap Speed
1	2:12.072	2:12.072	82.428
2	4:19.654	2:07.582	84.962
3	6:28.898	2:09.244	83.869
4	8:35.903	2:07.005	85.348
5	10:42.520	2:06.617	85.609
6	12:49.869	2:07.349	85.117

#### **7** 42 Brian LOUGHLIN

Total Time **12:50.230** Avg Speed **84.500** Behind **1:36.380**  
Best Time **2:06.255** Best Speed **85.855** On **5** Gp **a**

Lap	Elapsed Time	Lap Time	Lap Speed
1	2:14.116	2:14.116	81.172
2	4:21.739	2:07.623	84.935
3	6:29.546	2:07.807	84.812
4	8:37.379	2:07.833	84.795
5	10:43.634	2:06.255	85.855
6	12:50.230	2:06.596	85.624

#### **8** 91 Des BUTLER

Total Time **11:19.898** Avg Speed **79.784** Behind **1 Lap**  
Best Time **2:13.882** Best Speed **80.964** On **4** Gp **a**

Lap	Elapsed Time	Lap Time	Lap Speed
1	2:20.471	2:20.471	77.499
2	4:35.235	2:14.764	80.434
3	6:50.916	2:15.681	79.890
4	9:04.798	2:13.882	80.964
5	11:19.898	2:15.100	80.234



# FERMANAGH & OMAGH DISTRICT COUNCIL ENNISKILLEN ROAD RACE



## SUPERTWIN

### Race 7 - Armstrong Engineering Supertwin

## LAP CHART

**1**

No	Name	Gp	Time of Day	Lap Time
86	Derek McGEE	a	14:35:17.663	1:54.607
56	Adam McLEAN	a	14:35:22.764	1:59.708
5	Thomas MAXWELL	a	14:35:24.712	2:01.656
28	Paul GARTLAND	a	14:35:30.113	2:07.057
64	Stephen McKNIGHT	a	14:35:30.672	2:07.616
31	Robert CAIRNS	a	14:35:35.128	2:12.072
42	Brian LOUGHLIN	a	14:35:37.172	2:14.116
91	Des BUTLER	a	14:35:43.527	2:20.471

**5**

No	Name	Gp	Time of Day	Lap Time
86	Derek McGEE	a	14:42:39.730	1:50.478
56	Adam McLEAN	a	14:42:56.078	1:52.819
5	Thomas MAXWELL	a	14:43:12.769	1:57.760
28	Paul GARTLAND	a	14:43:29.218	1:59.151
64	Stephen McKNIGHT	a	14:43:29.499	1:59.430
31	Robert CAIRNS	a	14:44:05.576	2:06.617
42	Brian LOUGHLIN	a	14:44:06.690	2:06.255
91	Des BUTLER	a	14:44:42.954	2:15.100

**2**

No	Name	Gp	Time of Day	Lap Time
86	Derek McGEE	a	14:37:08.440	1:50.777
56	Adam McLEAN	a	14:37:17.077	1:54.313
5	Thomas MAXWELL	a	14:37:20.486	1:55.774
28	Paul GARTLAND	a	14:37:30.630	2:00.517
64	Stephen McKNIGHT	a	14:37:30.647	1:59.975
31	Robert CAIRNS	a	14:37:42.710	2:07.582
42	Brian LOUGHLIN	a	14:37:44.795	2:07.623
91	Des BUTLER	a	14:37:58.291	2:14.764

**6**

No	Name	Gp	Time of Day	Lap Time
86	Derek McGEE	a	14:44:36.906	1:57.176
56	Adam McLEAN	a	14:44:49.354	1:53.276
5	Thomas MAXWELL	a	14:45:11.849	1:59.080
28	Paul GARTLAND	a	14:45:27.462	1:58.244
64	Stephen McKNIGHT	a	14:45:27.594	1:58.095
31	Robert CAIRNS	a	14:46:12.925	2:07.349
42	Brian LOUGHLIN	a	14:46:13.286	2:06.596

**3**

No	Name	Gp	Time of Day	Lap Time
86	Derek McGEE	a	14:38:58.651	1:50.211
56	Adam McLEAN	a	14:39:10.364	1:53.287
5	Thomas MAXWELL	a	14:39:17.213	1:56.727
28	Paul GARTLAND	a	14:39:30.824	2:00.194
64	Stephen McKNIGHT	a	14:39:31.068	2:00.421
31	Robert CAIRNS	a	14:39:51.954	2:09.244
42	Brian LOUGHLIN	a	14:39:52.602	2:07.807
91	Des BUTLER	a	14:40:13.972	2:15.681

**4**

No	Name	Gp	Time of Day	Lap Time
86	Derek McGEE	a	14:40:49.252	1:50.601
56	Adam McLEAN	a	14:41:03.259	1:52.895
5	Thomas MAXWELL	a	14:41:15.009	1:57.796
28	Paul GARTLAND	a	14:41:30.067	1:59.243
64	Stephen McKNIGHT	a	14:41:30.069	1:59.001
31	Robert CAIRNS	a	14:41:58.959	2:07.005
42	Brian LOUGHLIN	a	14:42:00.435	2:07.833
91	Des BUTLER	a	14:42:27.854	2:13.882