



Fermanagh & Omagh  
District Council  
Comhairle Ceantair  
Fhear Manach agus na hÓmaí



**Friday 29<sup>th</sup> & Saturday 30<sup>th</sup> June 2018**

**promoted by Enniskillen & District MCC**

<https://enniskillenroadraces.co.uk/>

<https://en-gb.facebook.com/Enniskillen100/>

**Erne Insurance Services**  
45 Main St,  
Irvinestown,  
Enniskillen  
BT94 1GL  
Phone: 028 6862 1616

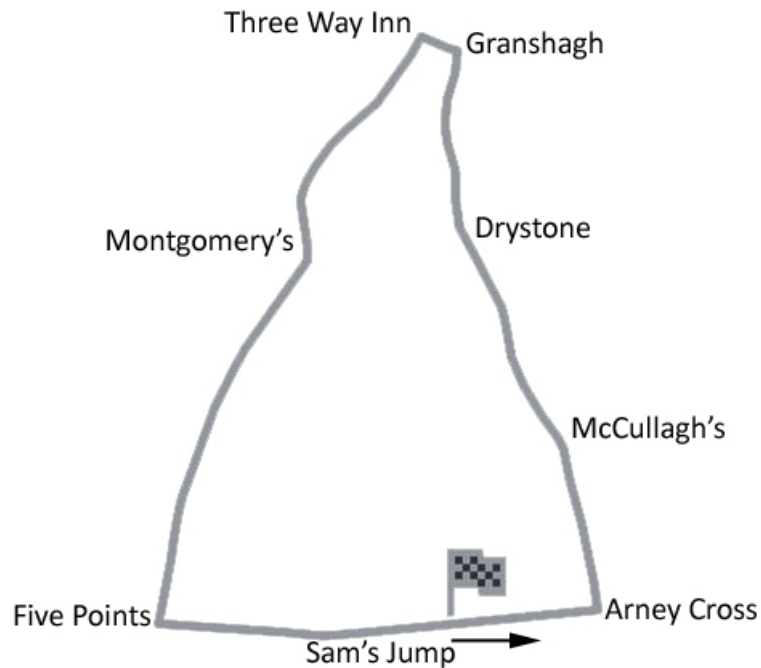
**EURO** AUCTIONS  
Auctioneers of Industrial Plant, Construction & Agricultural Equipment

**SUPERSPORT**



**EURO** AUCTIONS  
Auctioneers of Industrial Plant, Construction & Agricultural Equipment

# Arney Circuit 3.011 miles



## LAP RECORDS

Class	Rider	Machine	m s	mph	Year
125cc					
Moto 3					
250cc					
Lightweight Supersport					
Supermono					
Supertwin					
Supersport					
Superbike	all lap records to be established				
Senior Support					
Junior Support					
Classic 1000cc					
Classic 500cc					
Classic 350cc					
Classic 250cc					
Forgotten Era					

## MOST WINS AT ENNISKILLEN ROAD RACE (including Enniskillen 100 1929–52)

Joe O'Neill	6	1931-35 (350-4, General Handicap-2)
Gordon Burney	4	1929-30 (350-2, General Handicap-2)
J F Young	4	1932-33 (500-2, General Handicap-2)
Artie Bell	3	1937-39 (350-1, 500-1, General Handicap-1)

## MOST WINS AT ALL IRISH ROAD RACE MEETINGS (after North West 200 2018)

Ryan Farquhar	211	1995-16
Joey Dunlop	156	1971-00
Robert Dunlop	135	1980-08
William Dunlop	119	2005-17
Ray McCullough	109	1960-82
Phillip McCallen	109	1987-99
Michael Dunlop	102	2006-18
Brian Reid	78	1980-94
Darran Lindsay	74	1999-06
James Courtney	66	1992-99

# FERMANAGH & OMAGH DISTRICT COUNCIL ENNISKILLEN ROAD RACE

## SUPERSPORT

### Qualifying


Friday, 29 June 2018



Pos	Class	No	Name	Machine / Sponsor	----- Best Lap -----			On	Laps
					Time	Behind	Speed		
<b>Qualifying Classification</b>									
1	SSPR	86	Derek McGEE	Kawasaki - B & W Racing	1:49.050		99.400	5	5
2	SSPR	56	Adam McLEAN	Kawasaki - McAdoo Kawasaki Racing	1:50.832	1.782	97.802	5	5
3	SSPR	75	Kevin FITZPATRICK	Kawasaki - Bert Racing	1:54.169	5.119	94.943	5	5
4	SSPR	5	Thomas MAXWELL	Yamaha	1:55.499	6.449	93.850	3	5
5	SSPR	24	Graham KENNEDY	Yamaha - O D Racing	1:55.891	6.841	93.533	5	5
6	SSPR	55	Raymond CASEY	Kawasaki	1:57.948	8.898	91.902	4	5
7	SSPR	93	Paul CRANSTON	Yamaha - P & J Fuel Haulage	2:00.050	11.000	90.292	4	5
8	SSPR	78	Dean CAMPBELL	Kawasaki - AMK/DC Racing	2:00.246	11.196	90.145	5	5
9	SSPR	66	Alan JOHNSTON	Kawasaki - BES Contracts	2:00.559	11.509	89.911	5	5
10	SSPR	15	Ryan MAHER	Triumph 675	2:00.606	11.556	89.876	5	5
11	SSPR	155	Eric WILSON	Honda	2:02.330	13.280	88.609	4	5
12	SSPR	107	David MURPHY	Suzuki	2:03.061	14.011	88.083	5	5
13	SSPR	173	John ELLA	Triumph 675	2:09.029	19.979	84.009	4	5
14	SSPR	43	Stephen DEGNAN	Kawasaki	2:09.834	20.784	83.488	5	5

Provisional result to be confirmed by the Stewards of the Meeting subject to completion of technical inspections & the time limit for protests

Page 1 / 1

Circuit	<b>Arney</b>	Signed		Organising Club	<b>Enniskillen &amp; District MCC</b>
Length(miles)	<b>3.0110</b> <b>Lap 1 (3.0240)</b>		Chief Timekeeper	Qualifying Started	<b>17:18</b>
Weather	<b>Sunny 29°C</b>	Issued At:	<b>17:32</b>		
Track	<b>Dry</b>				

# FERMANAGH & OMAGH DISTRICT COUNCIL ENNISKILLEN ROAD RACE



## SUPERSPORT

### Qualifying

Friday, 29 June 2018

## DETAILED RESULT

### Qualifying Classification

Position

#### **1** 86 Derek McGEE

SSPR		Behind			
Best Time	<b>1:49.050</b>	Best Speed	<b>99.400</b>	On	<b>5</b> Gp
Lap	Elapsed Time	Lap Time	Lap Speed		
1	1:57.159	1:57.159	92.920		
2	3:47.656	1:50.497	98.099		
3	5:39.276	1:51.620	97.112		
4	7:28.825	1:49.549	98.948		
5	9:17.875	1:49.050	99.400		

#### **2** 56 Adam McLEAN

SSPR		Behind			
Best Time	<b>1:50.832</b>	Best Speed	<b>97.802</b>	On	<b>5</b> Gp
Lap	Elapsed Time	Lap Time	Lap Speed		
1	1:56.112	1:56.112	93.758		
2	3:47.516	1:51.404	97.300		
3	5:38.353	1:50.837	97.798		
4	7:29.250	1:50.897	97.745		
5	9:20.082	1:50.832	97.802		

#### **3** 75 Kevin FITZPATRICK

SSPR		Behind			
Best Time	<b>1:54.169</b>	Best Speed	<b>94.943</b>	On	<b>5</b> Gp
Lap	Elapsed Time	Lap Time	Lap Speed		
1	2:01.873	2:01.873	89.326		
2	4:00.034	1:58.161	91.736		
3	5:57.092	1:57.058	92.600		
4	7:52.678	1:55.586	93.780		
5	9:46.847	1:54.169	94.943		

#### **4** 5 Thomas MAXWELL

SSPR		Behind			
Best Time	<b>1:55.499</b>	Best Speed	<b>93.850</b>	On	<b>3</b> Gp
Lap	Elapsed Time	Lap Time	Lap Speed		
1	2:05.183	2:05.183	86.964		
2	4:06.220	2:01.037	89.556		
3	6:01.719	1:55.499	93.850		
4	7:58.456	1:56.737	92.855		
5	9:54.171	1:55.715	93.675		

### Qualifying Classification

Position

#### **5** 24 Graham KENNEDY

SSPR		Behind			
Best Time	<b>1:55.891</b>	Best Speed	<b>93.533</b>	On	<b>5</b> Gp
Lap	Elapsed Time	Lap Time	Lap Speed		
1	2:03.799	2:03.799	87.936		
2	4:03.202	1:59.403	90.782		
3	5:59.868	1:56.666	92.911		
4	7:56.970	1:57.102	92.565		
5	9:52.861	1:55.891	93.533		

#### **6** 55 Raymond CASEY

SSPR		Behind			
Best Time	<b>1:57.948</b>	Best Speed	<b>91.902</b>	On	<b>4</b> Gp
Lap	Elapsed Time	Lap Time	Lap Speed		
1	2:06.465	2:06.465	86.082		
2	4:08.321	2:01.856	88.954		
3	6:13.720	2:05.399	86.441		
4	8:11.668	1:57.948	91.902		
5	10:11.195	1:59.527	90.687		

#### **7** 93 Paul CRANSTON

SSPR		Behind			
Best Time	<b>2:00.050</b>	Best Speed	<b>90.292</b>	On	<b>4</b> Gp
Lap	Elapsed Time	Lap Time	Lap Speed		
1	2:05.353	2:05.353	86.846		
2	4:07.238	2:01.885	88.933		
3	6:08.421	2:01.183	89.448		
4	8:08.471	2:00.050	90.292		
5	10:08.707	2:00.236	90.153		

#### **8** 78 Dean CAMPBELL

SSPR		Behind			
Best Time	<b>2:00.246</b>	Best Speed	<b>90.145</b>	On	<b>5</b> Gp
Lap	Elapsed Time	Lap Time	Lap Speed		
1	2:04.207	2:04.207	87.647		
2	4:07.205	2:02.998	88.128		
3	6:08.804	2:01.599	89.142		
4	8:11.204	2:02.400	88.559		
5	10:11.450	2:00.246	90.145		

# FERMANAGH & OMAGH DISTRICT COUNCIL ENNISKILLEN ROAD RACE



## SUPERSPORT

### Qualifying

Friday, 29 June 2018

## DETAILED RESULT

### Qualifying Classification

Position

#### 9 66 Alan JOHNSTON

SSPR Behind 11.509

Best Time 2:00.559 Best Speed 89.911 On 5 Gp

Lap	Elapsed Time	Lap Time	Lap Speed
1	2:08.120	2:08.120	84.970
2	4:11.510	2:03.390	87.848
3	6:13.884	2:02.374	88.578
4	8:16.445	2:02.561	88.442
5	10:17.004	2:00.559	89.911

### Qualifying Classification

Position

#### 13 173 John ELLA

SSPR Behind 19.979

Best Time 2:09.029 Best Speed 84.009 On 4 Gp

Lap	Elapsed Time	Lap Time	Lap Speed
1	2:15.533	2:15.533	80.323
2	4:27.908	2:12.375	81.886
3	6:42.126	2:14.218	80.761
4	8:51.155	2:09.029	84.009
5	11:00.639	2:09.484	83.714

#### 10 15 Ryan MAHER

SSPR Behind 11.556

Best Time 2:00.606 Best Speed 89.876 On 5 Gp

Lap	Elapsed Time	Lap Time	Lap Speed
1	2:09.213	2:09.213	84.252
2	4:13.382	2:04.169	87.297
3	6:14.865	2:01.483	89.227
4	8:15.866	2:01.001	89.583
5	10:16.472	2:00.606	89.876

#### 14 43 Stephen DEGNAN

SSPR Behind 20.784

Best Time 2:09.834 Best Speed 83.488 On 5 Gp

Lap	Elapsed Time	Lap Time	Lap Speed
1	2:14.836	2:14.836	80.738
2	4:27.920	2:13.084	81.449
3	6:40.746	2:12.826	81.608
4	8:51.256	2:10.510	83.056
5	11:01.090	2:09.834	83.488

#### 11 155 Eric WILSON

SSPR Behind 13.280

Best Time 2:02.330 Best Speed 88.609 On 4 Gp

Lap	Elapsed Time	Lap Time	Lap Speed
1	2:12.536	2:12.536	82.139
2	4:18.654	2:06.118	85.948
3	6:22.266	2:03.612	87.691
4	8:24.596	2:02.330	88.609
5	10:27.102	2:02.506	88.482

#### 12 107 David MURPHY

SSPR Behind 14.011

Best Time 2:03.061 Best Speed 88.083 On 5 Gp

Lap	Elapsed Time	Lap Time	Lap Speed
1	2:09.599	2:09.599	84.001
2	4:14.685	2:05.086	86.657
3	6:19.400	2:04.715	86.915
4	8:23.266	2:03.866	87.511
5	10:26.327	2:03.061	88.083

**FERMANAGH AND OMAGH DISTRICT COUNCIL**

**ENNISKILLEN ROAD RACE**

**SUPERSPORT**

Arney 3.011 miles


R2: Erne Insurance Supersport

30/06/2018 11:30

Race (6 Laps)

**RACE 2 - SUPERSPORT**

107 C	43 B 155 B	173 A 15 A	6 5
66 C 55 C 75 C	78 B 24 B 56 B	93 A 5 A 86 A	4 3 2 1
		POLE POSITION	



Promoted by Enniskillen and District Motor Cycle Club

Orbits

Provisional result to be confirmed by the Stewards of the Meeting subject to the completion of technical inspections and the time limit for protests  
MCUI (Ulster Centre) Timing @ www.elaps-timing.com

*R. Agnew*



**FERMANAGH AND OMAGH DISTRICT COUNCIL**

**ENNISKILLEN ROAD RACE**

**SUPERSPORT**

Arney 3.011 miles

R9: Euro Auctions Supersport

30/06/2018 15:00

Race (6 Laps)

**RACE 9 - SUPERSPORT RACE TWO**

107 C	43 B 155 B	173 A 15 A	6 5
66 C 55 C 75 C	78 B 24 B 56 B	93 A 5 A 86 A	4 3 2 1
POLE POSITION			



Promoted by Enniskillen and District Motor Cycle Club

Orbits

Provisional result to be confirmed by the Stewards of the Meeting subject to the completion of technical inspections and the time limit for protests  
MCUI (Ulster Centre) Timing @ www.elaps-timing.com

*R. Agnew*



# FERMANAGH & OMAGH DISTRICT COUNCIL ENNISKILLEN ROAD RACE

## SUPERSPORT

### Race 2 - Erne Insurance Supersport

Saturday, 30 June 2018



Pos	Class	No	Name	Machine / Sponsor	Gp	Lap	Total Time	Behind	Speed	-----Best Lap-----		
										Time	Speed	On
<b>Race Classification</b>												
1	SSPR	86	Derek McGEE	Kawasaki - B & W Racing	a	6	10:49.253		100.245	1:46.610	101.675	5
2	SSPR	56	Adam McLEAN	Kawasaki - McAdoo Kawasaki Racing	a	6	11:09.649	20.396	97.192	1:47.017	101.289	4
3	SSPR	75	Kevin FITZPATRICK	Kawasaki - Bert Racing	a	6	11:24.325	35.072	95.107	1:51.065	97.597	6
4	SSPR	24	Graham KENNEDY	Yamaha - O D Racing	a	6	11:24.676	35.423	95.059	1:51.327	97.367	6
5	SSPR	5	Thomas MAXWELL	Yamaha	a	6	11:25.987	36.734	94.877	1:52.475	96.373	6
6	SSPR	55	Raymond CASEY	Kawasaki	a	6	11:36.924	47.671	93.388	1:53.416	95.574	5
7	SSPR	93	Paul CRANSTON	Yamaha - P & J Fuel Haulage	a	6	11:46.397	57.144	92.136	1:55.730	93.663	5
8	SSPR	155	Eric WILSON	Honda	b	6	11:59.950	1:10.697	90.401	1:57.107	92.562	6
9	SSPR	15	Ryan MAHER	Triumph 675	b	6	12:00.705	1:11.452	90.307	1:57.354	92.367	6
10	SSPR	66	Alan JOHNSTON	Kawasaki - BES Contracts	a	6	12:03.044	1:13.791	90.014	1:58.047	91.824	3
11	SSPR	107	David MURPHY	Suzuki	b	6	12:09.594	1:20.341	89.206	1:56.770	92.829	6
12	SSPR	173	John ELLA	Triumph 675	b	5	10:40.236	1 Lap	84.726	2:06.256	85.854	2
13	SSPR	43	Stephen DEGNAN	Kawasaki	b	5	10:42.974	1 Lap	84.365	2:06.576	85.637	5

### Fastest Lap

SSPR	86	Derek McGEE	Kawasaki - B & W Racing	1:46.610	101.675	5
------	----	-------------	-------------------------	----------	---------	---


### Not Classified

DNF	SSPR	78	Dean CAMPBELL	Kawasaki - AMK/DC Racing	a	4	7:55.406		91.301	1:56.657	92.919	3
-----	------	----	---------------	--------------------------	---	---	----------	--	--------	----------	--------	---

Fastest lap establishes lap record

Provisional result to be confirmed by the Stewards of the Meeting subject to completion of technical inspections & the time limit for protests

Page 1 / 1

Circuit	<b>Arney</b>	Signed		Organising Club	<b>Enniskillen &amp; District MCC</b>
Length(miles)	<b>3.0110</b>	Lap 1 (3.0240)	Chief Timekeeper	Race Started	<b>11:35</b>
Weather	<b>Sunny 25°C</b>	Issued At:	<b>11:51</b>	Gp Time Diff - b	<b>17.03</b>
Track	<b>Dry</b>				



# FERMANAGH & OMAGH DISTRICT COUNCIL ENNISKILLEN ROAD RACE



## SUPERSPORT

### Race 2 - Erne Insurance Supersport

Saturday, 30 June 2018

## DETAILED RESULT

### Race Classification

#### **1** 86 Derek McGEE

Total Time **10:49.253** Avg Speed **100.245** Behind  
Best Time **1:46.610** Best Speed **101.675** On **5** Gp **a**

Lap	Elapsed Time	Lap Time	Lap Speed
1	1:53.250	1:53.250	96.127
2	3:41.099	1:47.849	100.507
3	5:28.283	1:47.184	101.131
4	7:15.953	1:47.670	100.674
5	9:02.563	1:46.610	101.675
6	10:49.253	1:46.690	101.599

#### **2** 56 Adam McLEAN

Total Time **11:09.649** Avg Speed **97.192** Behind **20.396**  
Best Time **1:47.017** Best Speed **101.289** On **4** Gp **a**

Lap	Elapsed Time	Lap Time	Lap Speed
1	1:54.963	1:54.963	94.695
2	3:42.771	1:47.808	100.545
3	5:30.358	1:47.587	100.752
4	7:17.375	1:47.017	101.289
5	9:17.703	2:00.328	90.084
6	11:09.649	1:51.946	96.829

#### **3** 75 Kevin FITZPATRICK

Total Time **11:24.325** Avg Speed **95.107** Behind **35.072**  
Best Time **1:51.065** Best Speed **97.597** On **6** Gp **a**

Lap	Elapsed Time	Lap Time	Lap Speed
1	1:59.758	1:59.758	90.903
2	3:53.460	1:53.702	95.333
3	5:46.750	1:53.290	95.680
4	7:40.267	1:53.517	95.489
5	9:33.260	1:52.993	95.932
6	11:24.325	1:51.065	97.597

#### **4** 24 Graham KENNEDY

Total Time **11:24.676** Avg Speed **95.059** Behind **35.423**  
Best Time **1:51.327** Best Speed **97.367** On **6** Gp **a**

Lap	Elapsed Time	Lap Time	Lap Speed
1	1:59.288	1:59.288	91.261
2	3:52.765	1:53.477	95.522
3	5:46.783	1:54.018	95.069
4	7:40.313	1:53.530	95.478
5	9:33.349	1:53.036	95.895
6	11:24.676	1:51.327	97.367

### Race Classification

#### **5** 5 Thomas MAXWELL

Total Time **11:25.987** Avg Speed **94.877** Behind **36.734**  
Best Time **1:52.475** Best Speed **96.373** On **6** Gp **a**

Lap	Elapsed Time	Lap Time	Lap Speed
1	2:00.334	2:00.334	90.468
2	3:53.650	1:53.316	95.658
3	5:47.156	1:53.506	95.498
4	7:40.584	1:53.428	95.564
5	9:33.512	1:52.928	95.987
6	11:25.987	1:52.475	96.373

#### **6** 55 Raymond CASEY

Total Time **11:36.924** Avg Speed **93.388** Behind **47.671**  
Best Time **1:53.416** Best Speed **95.574** On **5** Gp **a**

Lap	Elapsed Time	Lap Time	Lap Speed
1	2:04.367	2:04.367	87.534
2	4:00.572	1:56.205	93.280
3	5:56.134	1:55.562	93.799
4	7:49.974	1:53.840	95.218
5	9:43.390	1:53.416	95.574
6	11:36.924	1:53.534	95.474

#### **7** 93 Paul CRANSTON

Total Time **11:46.397** Avg Speed **92.136** Behind **57.144**  
Best Time **1:55.730** Best Speed **93.663** On **5** Gp **a**

Lap	Elapsed Time	Lap Time	Lap Speed
1	2:05.252	2:05.252	86.916
2	4:01.572	1:56.320	93.188
3	5:57.311	1:55.739	93.656
4	7:54.130	1:56.819	92.790
5	9:49.860	1:55.730	93.663
6	11:46.397	1:56.537	93.014

#### **8** 155 Eric WILSON

Total Time **11:59.950** Avg Speed **90.401** Behind **1:10.697**  
Best Time **1:57.107** Best Speed **92.562** On **6** Gp **b**

Lap	Elapsed Time	Lap Time	Lap Speed
1	2:07.134	2:07.134	85.629
2	4:06.856	1:59.722	90.540
3	6:05.261	1:58.405	91.547
4	8:03.499	1:58.238	91.676
5	10:02.843	1:59.344	90.827
6	11:59.950	1:57.107	92.562

# FERMANAGH & OMAGH DISTRICT COUNCIL ENNISKILLEN ROAD RACE



## SUPERSPORT

### Race 2 - Erne Insurance Supersport

Saturday, 30 June 2018

## DETAILED RESULT

### Race Classification

#### **9** 15 Ryan MAHER

Total Time **12:00.705** Avg Speed **90.307** Behind **1:11.452**

Best Time **1:57.354** Best Speed **92.367** On **6** Gp **b**

Lap	Elapsed Time	Lap Time	Lap Speed
1	2:05.508	2:05.508	86.739
2	4:06.915	2:01.407	89.283
3	6:05.200	1:58.285	91.640
4	8:03.214	1:58.014	91.850
5	10:03.351	2:00.137	90.227
6	12:00.705	1:57.354	92.367

### Race Classification

#### **13** 43 Stephen DEGNAN

Total Time **10:42.974** Avg Speed **84.365** Behind **1 Lap**

Best Time **2:06.576** Best Speed **85.637** On **5** Gp **b**

Lap	Elapsed Time	Lap Time	Lap Speed
1	2:13.319	2:13.319	81.657
2	4:21.541	2:08.222	84.538
3	6:29.076	2:07.535	84.993
4	8:36.398	2:07.322	85.135
5	10:42.974	2:06.576	85.637

### Not Classified

#### **DNF** 78 Dean CAMPBELL

Total Time **7:55.406** Avg Speed **91.301** Behind

Best Time **1:56.657** Best Speed **92.919** On **3** Gp **a**

Lap	Elapsed Time	Lap Time	Lap Speed
1	2:03.415	2:03.415	88.210
2	4:00.089	1:56.674	92.905
3	5:56.746	1:56.657	92.919
4	7:55.406	1:58.660	91.350

#### **10** 66 Alan JOHNSTON

Total Time **12:03.044** Avg Speed **90.014** Behind **1:13.791**

Best Time **1:58.047** Best Speed **91.824** On **3** Gp **a**

Lap	Elapsed Time	Lap Time	Lap Speed
1	2:06.926	2:06.926	85.770
2	4:05.626	1:58.700	91.319
3	6:03.673	1:58.047	91.824
4	8:03.634	1:59.961	90.359
5	10:03.762	2:00.128	90.234
6	12:03.044	1:59.282	90.874

#### **11** 107 David MURPHY

Total Time **12:09.594** Avg Speed **89.206** Behind **1:20.341**

Best Time **1:56.770** Best Speed **92.829** On **6** Gp **b**

Lap	Elapsed Time	Lap Time	Lap Speed
1	2:17.645	2:17.645	79.090
2	4:18.899	2:01.254	89.396
3	6:17.221	1:58.322	91.611
4	8:15.106	1:57.885	91.951
5	10:12.824	1:57.718	92.081
6	12:09.594	1:56.770	92.829

#### **12** 173 John ELLA

Total Time **10:40.236** Avg Speed **84.726** Behind **1 Lap**

Best Time **2:06.256** Best Speed **85.854** On **2** Gp **b**

Lap	Elapsed Time	Lap Time	Lap Speed
1	2:12.868	2:12.868	81.934
2	4:19.124	2:06.256	85.854
3	6:25.791	2:06.667	85.576
4	8:33.247	2:07.456	85.046
5	10:40.236	2:06.989	85.359

# FERMANAGH & OMAGH DISTRICT COUNCIL ENNISKILLEN ROAD RACE



## SUPERSPORT

### Race 2 - Erne Insurance Supersport

## LAP CHART

**1**

No	Name	Gp	Time of Day	Lap Time
86	Derek McGEE	a	11:36:55.920	1:53.250
56	Adam McLEAN	a	11:36:57.633	1:54.963
24	Graham KENNEDY	a	11:37:01.958	1:59.288
75	Kevin FITZPATRICK	a	11:37:02.428	1:59.758
5	Thomas MAXWELL	a	11:37:03.004	2:00.334
78	Dean CAMPBELL	a	11:37:06.085	2:03.415
55	Raymond CASEY	a	11:37:07.037	2:04.367
93	Paul CRANSTON	a	11:37:07.922	2:05.252
15	Ryan MAHER	b	11:37:08.178	2:05.508
66	Alan JOHNSTON	a	11:37:09.596	2:06.926
155	Eric WILSON	b	11:37:09.804	2:07.134
173	John ELLA	b	11:37:15.538	2:12.868
43	Stephen DEGNAN	b	11:37:15.989	2:13.319
107	David MURPHY	b	11:37:20.315	2:17.645

**2**

No	Name	Gp	Time of Day	Lap Time
86	Derek McGEE	a	11:38:43.769	1:47.849
56	Adam McLEAN	a	11:38:45.441	1:47.808
24	Graham KENNEDY	a	11:38:55.435	1:53.477
75	Kevin FITZPATRICK	a	11:38:56.130	1:53.702
5	Thomas MAXWELL	a	11:38:56.320	1:53.316
78	Dean CAMPBELL	a	11:39:02.759	1:56.674
55	Raymond CASEY	a	11:39:03.242	1:56.205
93	Paul CRANSTON	a	11:39:04.242	1:56.320
66	Alan JOHNSTON	a	11:39:08.296	1:58.700
155	Eric WILSON	b	11:39:09.526	1:59.722
15	Ryan MAHER	b	11:39:09.585	2:01.407
107	David MURPHY	b	11:39:21.569	2:01.254
173	John ELLA	b	11:39:21.794	2:06.256
43	Stephen DEGNAN	b	11:39:24.211	2:08.222

**3**

No	Name	Gp	Time of Day	Lap Time
86	Derek McGEE	a	11:40:30.953	1:47.184
56	Adam McLEAN	a	11:40:33.028	1:47.587
75	Kevin FITZPATRICK	a	11:40:49.420	1:53.290
24	Graham KENNEDY	a	11:40:49.453	1:54.018
5	Thomas MAXWELL	a	11:40:49.826	1:53.506
55	Raymond CASEY	a	11:40:58.804	1:55.562
78	Dean CAMPBELL	a	11:40:59.416	1:56.657
93	Paul CRANSTON	a	11:40:59.981	1:55.739
66	Alan JOHNSTON	a	11:41:06.343	1:58.047
15	Ryan MAHER	b	11:41:07.870	1:58.285
155	Eric WILSON	b	11:41:07.931	1:58.405
107	David MURPHY	b	11:41:19.891	1:58.322
173	John ELLA	b	11:41:28.461	2:06.667
43	Stephen DEGNAN	b	11:41:31.746	2:07.535

**4**

No	Name	Gp	Time of Day	Lap Time
86	Derek McGEE	a	11:42:18.623	1:47.670
56	Adam McLEAN	a	11:42:20.045	1:47.017
75	Kevin FITZPATRICK	a	11:42:42.937	1:53.517
24	Graham KENNEDY	a	11:42:42.983	1:53.530
5	Thomas MAXWELL	a	11:42:43.254	1:53.428
55	Raymond CASEY	a	11:42:52.644	1:53.840
93	Paul CRANSTON	a	11:42:56.800	1:56.819
78	Dean CAMPBELL	a	11:42:58.076	1:58.660
15	Ryan MAHER	b	11:43:05.884	1:58.014
155	Eric WILSON	b	11:43:06.169	1:58.238
66	Alan JOHNSTON	a	11:43:06.304	1:59.961
107	David MURPHY	b	11:43:17.776	1:57.885
173	John ELLA	b	11:43:35.917	2:07.456
43	Stephen DEGNAN	b	11:43:39.068	2:07.322

**5**

No	Name	Gp	Time of Day	Lap Time
86	Derek McGEE	a	11:44:05.233	1:46.610
56	Adam McLEAN	a	11:44:20.373	2:00.328
75	Kevin FITZPATRICK	a	11:44:35.930	1:52.993
24	Graham KENNEDY	a	11:44:36.019	1:53.036
5	Thomas MAXWELL	a	11:44:36.182	1:52.928
55	Raymond CASEY	a	11:44:46.060	1:53.416
93	Paul CRANSTON	a	11:44:52.530	1:55.730
155	Eric WILSON	b	11:45:05.513	1:59.344
15	Ryan MAHER	b	11:45:06.021	2:00.137
66	Alan JOHNSTON	a	11:45:06.432	2:00.128
107	David MURPHY	b	11:45:15.494	1:57.718
173	John ELLA	b	11:45:42.906	2:06.989
43	Stephen DEGNAN	b	11:45:45.644	2:06.576

**6**

No	Name	Gp	Time of Day	Lap Time
86	Derek McGEE	a	11:45:51.923	1:46.690
56	Adam McLEAN	a	11:46:12.319	1:51.946
75	Kevin FITZPATRICK	a	11:46:26.995	1:51.065
24	Graham KENNEDY	a	11:46:27.346	1:51.327
5	Thomas MAXWELL	a	11:46:28.657	1:52.475
55	Raymond CASEY	a	11:46:39.594	1:53.534
93	Paul CRANSTON	a	11:46:49.067	1:56.537
155	Eric WILSON	b	11:47:02.620	1:57.107
15	Ryan MAHER	b	11:47:03.375	1:57.354
66	Alan JOHNSTON	a	11:47:05.714	1:59.282
107	David MURPHY	b	11:47:12.264	1:56.770

# FERMANAGH & OMAGH DISTRICT COUNCIL ENNISKILLEN ROAD RACE

## SUPERSPORT

### Race 9 - Euro Auctions Supersport


Saturday, 30 June 2018



Pos	Class	No	Name	Machine / Sponsor	Gp	Lap	Total Time	Behind	Speed	-----Best Lap-----		
										Time	Speed	On
<b>Race Classification</b>												
1	SSPR	86	Derek McGEE	Kawasaki - B & W Racing	a	6	10:46.317		100.700	1:46.002	102.258	6
2	SSPR	56	Adam McLEAN	Kawasaki - McAdoo Kawasaki Racing	a	6	10:46.951	0.634	100.602	1:46.393	101.883	6
3	SSPR	75	Kevin FITZPATRICK	Kawasaki - Bert Racing	a	6	11:14.556	28.239	96.485	1:50.437	98.152	4
4	SSPR	24	Graham KENNEDY	Yamaha - O D Racing	a	6	11:20.128	33.811	95.694	1:51.769	96.982	3
5	SSPR	55	Raymond CASEY	Kawasaki	a	6	11:26.710	40.393	94.777	1:51.428	97.279	6
6	SSPR	93	Paul CRANSTON	Yamaha - P & J Fuel Haulage	a	6	11:30.888	44.571	94.204	1:53.303	95.669	6
7	SSPR	78	Dean CAMPBELL	Kawasaki - AMK/DC Racing	a	6	11:37.964	51.647	93.249	1:53.949	95.127	2
8	SSPR	107	David MURPHY	Suzuki	b	6	11:51.352	1:05.035	91.494	1:56.965	92.674	2
9	SSPR	155	Eric WILSON	Honda	b	6	11:54.593	1:08.276	91.079	1:56.596	92.967	6
10	SSPR	66	Alan JOHNSTON	Kawasaki - BES Contracts	a	6	11:57.167	1:10.850	90.752	1:57.306	92.404	6
11	SSPR	15	Ryan MAHER	Triumph 675	b	6	12:11.130	1:24.813	89.019	1:57.171	92.511	2
12	SSPR	43	Stephen DEGNAN	Kawasaki	b	6	12:24.610	1:38.293	87.407	2:01.957	88.881	5
13	SSPR	173	John ELLA	Triumph 675	b	6	12:24.648	1:38.331	87.403	2:00.910	89.650	4
<b>Fastest Lap / New Lap Record 102.258 mph (Previously 101.675 mph)</b>												
SSPR	86	Derek McGEE	Kawasaki - B & W Racing							1:46.002	102.258	6

Provisional result to be confirmed by the Stewards of the Meeting subject to completion of technical inspections & the time limit for protests

Page 1 / 1

Circuit	<b>Arney</b>	Signed		Organising Club	<b>Enniskillen &amp; District MCC</b>
Length(miles)	<b>3.0110</b>	Lap 1 (3.0240)	Chief Timekeeper	Race Started	<b>15:02</b>
Weather	<b>Sunny 24°C</b>	Issued At:	<b>15:18</b>	Gp Time Diff - b	<b>18.25</b>
Track	<b>Dry</b>				

MCUI Ulster  
Centre Timing  
Powered by  
e-Laps timing software  
[www.elaps-timing.com](http://www.elaps-timing.com)



# FERMANAGH & OMAGH DISTRICT COUNCIL ENNISKILLEN ROAD RACE



## SUPERSPORT

### Race 9 - Euro Auctions Supersport

Saturday, 30 June 2018

## DETAILED RESULT

### Race Classification

#### **1** 86 Derek McGEE

Total Time **10:46.317** Avg Speed **100.700** Behind  
Best Time **1:46.002** Best Speed **102.258** On **6** Gp **a**

Lap	Elapsed Time	Lap Time	Lap Speed
1	1:51.806	1:51.806	97.369
2	3:39.599	1:47.793	100.559
3	5:26.675	1:47.076	101.233
4	7:13.731	1:47.056	101.252
5	9:00.315	1:46.584	101.700
6	10:46.317	1:46.002	102.258

#### **2** 56 Adam McLEAN

Total Time **10:46.951** Avg Speed **100.602** Behind **0.634**  
Best Time **1:46.393** Best Speed **101.883** On **6** Gp **a**

Lap	Elapsed Time	Lap Time	Lap Speed
1	1:52.367	1:52.367	96.883
2	3:39.172	1:46.805	101.490
3	5:26.625	1:47.453	100.878
4	7:13.826	1:47.201	101.115
5	9:00.558	1:46.732	101.559
6	10:46.951	1:46.393	101.883

#### **3** 75 Kevin FITZPATRICK

Total Time **11:14.556** Avg Speed **96.485** Behind **28.239**  
Best Time **1:50.437** Best Speed **98.152** On **4** Gp **a**

Lap	Elapsed Time	Lap Time	Lap Speed
1	1:58.206	1:58.206	92.097
2	3:49.980	1:51.774	96.978
3	5:41.815	1:51.835	96.925
4	7:32.252	1:50.437	98.152
5	9:22.953	1:50.701	97.918
6	11:14.556	1:51.603	97.126

#### **4** 24 Graham KENNEDY

Total Time **11:20.128** Avg Speed **95.694** Behind **33.811**  
Best Time **1:51.769** Best Speed **96.982** On **3** Gp **a**

Lap	Elapsed Time	Lap Time	Lap Speed
1	1:58.967	1:58.967	91.508
2	3:50.769	1:51.802	96.954
3	5:42.538	1:51.769	96.982
4	7:34.387	1:51.849	96.913
5	9:27.162	1:52.775	96.117
6	11:20.128	1:52.966	95.955

### Race Classification

#### **5** 55 Raymond CASEY

Total Time **11:26.710** Avg Speed **94.777** Behind **40.393**  
Best Time **1:51.428** Best Speed **97.279** On **6** Gp **a**

Lap	Elapsed Time	Lap Time	Lap Speed
1	2:01.662	2:01.662	89.481
2	3:54.874	1:53.212	95.746
3	5:50.495	1:55.621	93.751
4	7:43.545	1:53.050	95.883
5	9:35.282	1:51.737	97.010
6	11:26.710	1:51.428	97.279

#### **6** 93 Paul CRANSTON

Total Time **11:30.888** Avg Speed **94.204** Behind **44.571**  
Best Time **1:53.303** Best Speed **95.669** On **6** Gp **a**

Lap	Elapsed Time	Lap Time	Lap Speed
1	2:00.841	2:00.841	90.089
2	3:54.622	1:53.781	95.267
3	5:49.975	1:55.353	93.969
4	7:43.552	1:53.577	95.438
5	9:37.585	1:54.033	95.057
6	11:30.888	1:53.303	95.669

#### **7** 78 Dean CAMPBELL

Total Time **11:37.964** Avg Speed **93.249** Behind **51.647**  
Best Time **1:53.949** Best Speed **95.127** On **2** Gp **a**

Lap	Elapsed Time	Lap Time	Lap Speed
1	2:00.228	2:00.228	90.548

#### **8** 107 David MURPHY

Total Time **11:51.352** Avg Speed **91.494** Behind **1:05.035**  
Best Time **1:56.965** Best Speed **92.674** On **2** Gp **b**

Lap	Elapsed Time	Lap Time	Lap Speed
1	2:04.921	2:04.921	87.146
2	4:01.886	1:56.965	92.674
3	5:59.617	1:57.731	92.071
4	7:56.772	1:57.155	92.524
5	9:54.189	1:57.417	92.317
6	11:51.352	1:57.163	92.517

# FERMANAGH & OMAGH DISTRICT COUNCIL ENNISKILLEN ROAD RACE



## SUPERSPORT

### Race 9 - Euro Auctions Supersport

Saturday, 30 June 2018

## DETAILED RESULT

### Race Classification

#### **9** 155 Eric WILSON

Total Time **11:54.593** Avg Speed **91.079** Behind **1:08.276**

Best Time **1:56.596** Best Speed **92.967** On **6** Gp **b**

Lap	Elapsed Time	Lap Time	Lap Speed
1	2:06.283	2:06.283	86.206
2	4:05.048	1:58.765	91.269
3	6:02.807	1:57.759	92.049
4	8:00.087	1:57.280	92.425
5	9:57.997	1:57.910	91.931
6	11:54.593	1:56.596	92.967

### Race Classification

#### **13** 173 John ELLA

Total Time **12:24.648** Avg Speed **87.403** Behind **1:38.331**

Best Time **2:00.910** Best Speed **89.650** On **4** Gp **b**

Lap	Elapsed Time	Lap Time	Lap Speed
1	2:12.012	2:12.012	82.465
2	4:16.384	2:04.372	87.155
3	6:18.676	2:02.292	88.637
4	8:19.586	2:00.910	89.650
5	10:20.571	2:00.985	89.595
6	12:24.648	2:04.077	87.362

#### **10** 66 Alan JOHNSTON

Total Time **11:57.167** Avg Speed **90.752** Behind **1:10.850**

Best Time **1:57.306** Best Speed **92.404** On **6** Gp **a**

Lap	Elapsed Time	Lap Time	Lap Speed
1	2:06.135	2:06.135	86.308
2	4:05.895	1:59.760	90.511
3	6:04.471	1:58.576	91.415
4	8:02.385	1:57.914	91.928
5	9:59.861	1:57.476	92.271
6	11:57.167	1:57.306	92.404

#### **11** 15 Ryan MAHER

Total Time **12:11.130** Avg Speed **89.019** Behind **1:24.813**

Best Time **1:57.171** Best Speed **92.511** On **2** Gp **b**

Lap	Elapsed Time	Lap Time	Lap Speed
1	2:08.508	2:08.508	84.714
2	4:05.679	1:57.171	92.511
3	6:07.108	2:01.429	89.267
4	8:07.881	2:00.773	89.752
5	10:07.473	1:59.592	90.638
6	12:11.130	2:03.657	87.659

#### **12** 43 Stephen DEGNAN

Total Time **12:24.610** Avg Speed **87.407** Behind **1:38.293**

Best Time **2:01.957** Best Speed **88.881** On **5** Gp **b**

Lap	Elapsed Time	Lap Time	Lap Speed
1	2:09.465	2:09.465	84.088
2	4:12.858	2:03.393	87.846
3	6:16.319	2:03.461	87.798
4	8:18.467	2:02.148	88.742
5	10:20.424	2:01.957	88.881
6	12:24.610	2:04.186	87.285



# FERMANAGH & OMAGH DISTRICT COUNCIL ENNISKILLEN ROAD RACE



## SUPERSPORT

### Race 9 - Euro Auctions Supersport

## LAP CHART

**1**

No	Name	Gp	Time of Day	Lap Time
86	Derek McGEE	a	15:04:21.291	1:51.806
56	Adam McLEAN	a	15:04:21.852	1:52.367
75	Kevin FITZPATRICK	a	15:04:27.691	1:58.206
24	Graham KENNEDY	a	15:04:28.452	1:58.967
78	Dean CAMPBELL	a	15:04:29.713	2:00.228
93	Paul CRANSTON	a	15:04:30.326	2:00.841
55	Raymond CASEY	a	15:04:31.147	2:01.662
107	David MURPHY	b	15:04:34.406	2:04.921
66	Alan JOHNSTON	a	15:04:35.620	2:06.135
155	Eric WILSON	b	15:04:35.768	2:06.283
15	Ryan MAHER	b	15:04:37.993	2:08.508
43	Stephen DEGNAN	b	15:04:38.950	2:09.465
173	John ELLA	b	15:04:41.497	2:12.012

**2**

No	Name	Gp	Time of Day	Lap Time
56	Adam McLEAN	a	15:06:08.657	1:46.805
86	Derek McGEE	a	15:06:09.084	1:47.793
75	Kevin FITZPATRICK	a	15:06:19.465	1:51.774
24	Graham KENNEDY	a	15:06:20.254	1:51.802
		a	15:06:23.662	1:53.949
93	Paul CRANSTON	a	15:06:24.107	1:53.781
55	Raymond CASEY	a	15:06:24.359	1:53.212
107	David MURPHY	b	15:06:31.371	1:56.965
155	Eric WILSON	b	15:06:34.533	1:58.765
15	Ryan MAHER	b	15:06:35.164	1:57.171
66	Alan JOHNSTON	a	15:06:35.380	1:59.760
43	Stephen DEGNAN	b	15:06:42.343	2:03.393
173	John ELLA	b	15:06:45.869	2:04.372

**3**

No	Name	Gp	Time of Day	Lap Time
56	Adam McLEAN	a	15:07:56.110	1:47.453
86	Derek McGEE	a	15:07:56.160	1:47.076
75	Kevin FITZPATRICK	a	15:08:11.300	1:51.835
24	Graham KENNEDY	a	15:08:12.023	1:51.769
93	Paul CRANSTON	a	15:08:19.460	1:55.353
		a	15:08:19.723	1:56.061
55	Raymond CASEY	a	15:08:19.980	1:55.621
107	David MURPHY	b	15:08:29.102	1:57.731
155	Eric WILSON	b	15:08:32.292	1:57.759
66	Alan JOHNSTON	a	15:08:33.956	1:58.576
15	Ryan MAHER	b	15:08:36.593	2:01.429
43	Stephen DEGNAN	b	15:08:45.804	2:03.461
173	John ELLA	b	15:08:48.161	2:02.292

**4**

No	Name	Gp	Time of Day	Lap Time
86	Derek McGEE	a	15:09:43.216	1:47.056
56	Adam McLEAN	a	15:09:43.311	1:47.201
75	Kevin FITZPATRICK	a	15:10:01.737	1:50.437
24	Graham KENNEDY	a	15:10:03.872	1:51.849
55	Raymond CASEY	a	15:10:13.030	1:53.050
93	Paul CRANSTON	a	15:10:13.037	1:53.577
		a	15:10:14.179	1:54.456
107	David MURPHY	b	15:10:26.257	1:57.155
155	Eric WILSON	b	15:10:29.572	1:57.280
66	Alan JOHNSTON	a	15:10:31.870	1:57.914
15	Ryan MAHER	b	15:10:37.366	2:00.773
43	Stephen DEGNAN	b	15:10:47.952	2:02.148
173	John ELLA	b	15:10:49.071	2:00.910

**5**

No	Name	Gp	Time of Day	Lap Time
86	Derek McGEE	a	15:11:29.800	1:46.584
56	Adam McLEAN	a	15:11:30.043	1:46.732
75	Kevin FITZPATRICK	a	15:11:52.438	1:50.701
24	Graham KENNEDY	a	15:11:56.647	1:52.775
55	Raymond CASEY	a	15:12:04.767	1:51.737
93	Paul CRANSTON	a	15:12:07.070	1:54.033
		a	15:12:09.963	1:55.784
107	David MURPHY	b	15:12:23.674	1:57.417
155	Eric WILSON	b	15:12:27.482	1:57.910
66	Alan JOHNSTON	a	15:12:29.346	1:57.476
15	Ryan MAHER	b	15:12:36.958	1:59.592
43	Stephen DEGNAN	b	15:12:49.909	2:01.957
173	John ELLA	b	15:12:50.056	2:00.985

**6**

No	Name	Gp	Time of Day	Lap Time
86	Derek McGEE	a	15:13:15.802	1:46.002
56	Adam McLEAN	a	15:13:16.436	1:46.393
75	Kevin FITZPATRICK	a	15:13:44.041	1:51.603
24	Graham KENNEDY	a	15:13:49.613	1:52.966
55	Raymond CASEY	a	15:13:56.195	1:51.428
93	Paul CRANSTON	a	15:14:00.373	1:53.303
		a	15:14:07.449	1:57.486
107	David MURPHY	b	15:14:20.837	1:57.163
155	Eric WILSON	b	15:14:24.078	1:56.596
66	Alan JOHNSTON	a	15:14:26.652	1:57.306
15	Ryan MAHER	b	15:14:40.615	2:03.657
43	Stephen DEGNAN	b	15:14:54.095	2:04.186
173	John ELLA	b	15:14:54.133	2:04.077