



Fermanagh & Omagh  
District Council  
Comhairle Ceantair  
Fhear Manach agus na hÓmaí



**Friday 29<sup>th</sup> & Saturday 30<sup>th</sup> June 2018**

**promoted by Enniskillen & District MCC**

<https://enniskillenroadraces.co.uk/>

<https://en-gb.facebook.com/Enniskillen100/>



Fermanagh & Omagh  
District Council  
Comhairle Ceantair  
Fhear Manach agus na hÓmaí

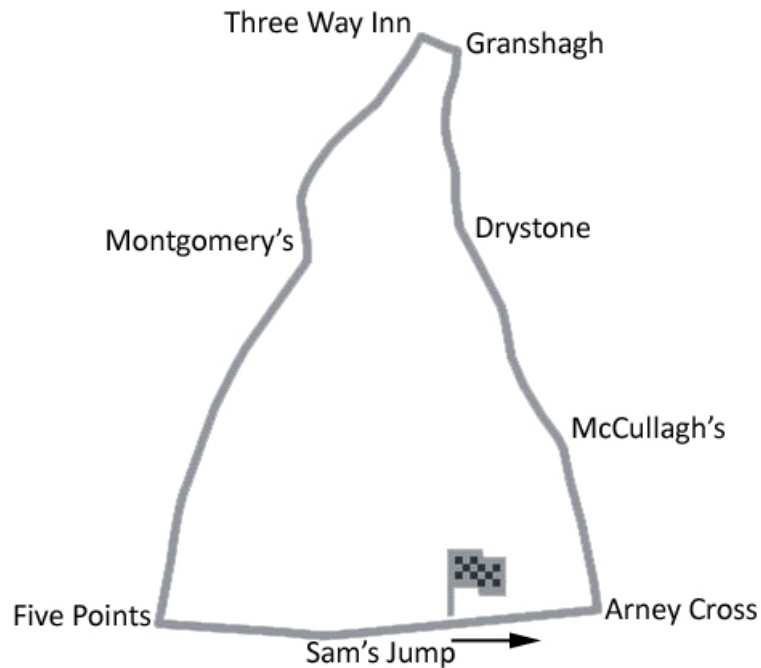
**OPEN & RICHARD BRITTON MEMORIAL  
RACES**



**EURO** AUCTIONS

Auctioneers of Industrial Plant, Construction & Agricultural Equipment

# Arney Circuit 3.011 miles



## LAP RECORDS

Class	Rider	Machine	m s	mph	Year
125cc					
Moto 3					
250cc					
Lightweight Supersport					
Supermono					
Supertwin					
Supersport					
Superbike	all lap records to be established				
Senior Support					
Junior Support					
Classic 1000cc					
Classic 500cc					
Classic 350cc					
Classic 250cc					
Forgotten Era					

## MOST WINS AT ENNISKILLEN ROAD RACE (including Enniskillen 100 1929–52)

Joe O'Neill	6	1931-35 (350-4, General Handicap-2)
Gordon Burney	4	1929-30 (350-2, General Handicap-2)
J F Young	4	1932-33 (500-2, General Handicap-2)
Artie Bell	3	1937-39 (350-1, 500-1, General Handicap-1)

## MOST WINS AT ALL IRISH ROAD RACE MEETINGS (after North West 200 2018)

Ryan Farquhar	211	1995-16
Joey Dunlop	156	1971-00
Robert Dunlop	135	1980-08
William Dunlop	119	2005-17
Ray McCullough	109	1960-82
Phillip McCallen	109	1987-99
Michael Dunlop	102	2006-18
Brian Reid	78	1980-94
Darran Lindsay	74	1999-06
James Courtney	66	1992-99

# FERMANAGH & OMAGH DISTRICT COUNCIL ENNISKILLEN ROAD RACE

## SUPERBIKE

### Qualifying

Friday, 29 June 2018




Pos	Class	No	Name	Machine / Sponsor	----- Best Lap -----			On	Laps
					Time	Behind	Speed		
<b>Qualifying Classification</b>									
1	SBKR	86	Derek McGEE	Kawasaki - NJ Doyne / McGee Racing	1:45.148		103.089	4	5
2	SBKR	75	Kevin FITZPATRICK	Kawasaki - Mongey Transport Racing	1:51.317	6.169	97.376	4	5
3	SBKR	5	Thomas MAXWELL	Kawasaki	1:51.679	6.531	97.060	5	5
4	SBKR	56	Adam McLEAN	Kawasaki - McAdoo Kawasaki Racing	1:51.807	6.659	96.949	5	5
5	SBKR	24	Graham KENNEDY	BMW - T D Racing	1:52.308	7.160	96.517	5	5
6	SBKR	55	Raymond CASEY	Kawasaki 600	1:53.860	8.712	95.201	5	5
7	SBKR	28	Paul GARTLAND	Kawasaki - North West Gas	1:55.982	10.834	93.459	5	5
8	SBKR	93	Paul CRANSTON	Yamaha 600 - P & J Fuel Haulage	1:56.407	11.259	93.118	5	5
9	SBKR	107	David MURPHY	Suzuki 600	1:58.148	13.000	91.746	4	5
10	SBKR	155	Eric WILSON	BMW	1:58.208	13.060	91.699	4	5
11	SBKR	78	Dean CAMPBELL	Kawasaki 600 - AMK/DC Racing	1:59.058	13.910	91.045	3	5
12	SBKR	64	Stephen McKNIGHT	BMW - McKnight Racing	1:59.343	14.195	90.827	2	5
13	SBKR	21	Alan CONNOR	Suzuki - Connor Racing	1:59.451	14.303	90.745	5	5
14	SBKR	66	Alan JOHNSTON	Kawasaki 600 - BES Contracts	2:00.359	15.211	90.061	4	5
15	SBKR	11	Donald MacFADYEN	BMW	2:05.050	19.902	86.682	4	5
16	SBKR	43	Stephen DEGNAN	Kawasaki	2:09.326	24.178	83.816	4	4

No 24 - TRANSPONDER NOT DETECTED

Provisional result to be confirmed by the Stewards of the Meeting subject to completion of technical inspections & the time limit for protests

Page 1 / 1

Circuit	<b>Arney</b>	Signed		Organising Club	<b>Enniskillen &amp; District MCC</b>
Length(miles)	<b>3.0110</b> <b>Lap 1 (3.0240)</b>		Chief Timekeeper	Qualifying Started	<b>18:43</b>
Weather	<b>Sunny 27°C</b>	Issued At:	<b>18:57</b>		
Track	<b>Dry</b>				

# FERMANAGH & OMAGH DISTRICT COUNCIL ENNISKILLEN ROAD RACE



## SUPERBIKE

### Qualifying

Friday, 29 June 2018

## DETAILED RESULT

### Qualifying Classification

Position

#### **1** 86 Derek McGEE

SBKR	Behind		
Best Time	<b>1:45.148</b>	Best Speed	<b>103.089</b> On 4 Gp
Lap	Elapsed Time	Lap Time	Lap Speed
1	1:55.313	1:55.313	94.407
2	3:41.961	1:46.648	101.639
3	5:31.079	1:49.118	99.338
4	7:16.227	1:45.148	103.089
5	9:02.484	1:46.257	102.013

#### **2** 75 Kevin FITZPATRICK

SBKR	Behind		
Best Time	<b>1:51.317</b>	Best Speed	<b>97.376</b> On 4 Gp
Lap	Elapsed Time	Lap Time	Lap Speed
1	2:03.244	2:03.244	88.332
2	3:57.656	1:54.412	94.742
3	5:55.233	1:57.577	92.192
4	7:46.550	1:51.317	97.376
5	9:41.341	1:54.791	94.429

#### **3** 5 Thomas MAXWELL

SBKR	Behind		
Best Time	<b>1:51.679</b>	Best Speed	<b>97.060</b> On 5 Gp
Lap	Elapsed Time	Lap Time	Lap Speed
1	1:58.713	1:58.713	91.704
2	3:52.793	1:54.080	95.018
3	5:46.634	1:53.841	95.217
4	7:38.808	1:52.174	96.632
5	9:30.487	1:51.679	97.060

#### **4** 56 Adam McLEAN

SBKR	Behind		
Best Time	<b>1:51.807</b>	Best Speed	<b>96.949</b> On 5 Gp
Lap	Elapsed Time	Lap Time	Lap Speed
1	1:56.302	1:56.302	93.605
2	3:48.971	1:52.669	96.207
3	5:41.503	1:52.532	96.325
4	7:33.459	1:51.956	96.820
5	9:25.266	1:51.807	96.949

### Qualifying Classification

Position

#### **5** 24 Graham KENNEDY

SBKR	Behind		
Best Time	<b>1:52.308</b>	Best Speed	<b>96.517</b> On 5 Gp
Lap	Elapsed Time	Lap Time	Lap Speed
1	2:01.337	2:01.337	89.720
2	3:55.109	1:53.772	95.275
3	5:48.695	1:53.586	95.431
4	7:42.207	1:53.512	95.493
5	9:34.515	1:52.308	96.517

#### **6** 55 Raymond CASEY

SBKR	Behind		
Best Time	<b>1:53.860</b>	Best Speed	<b>95.201</b> On 5 Gp
Lap	Elapsed Time	Lap Time	Lap Speed
1	2:02.944	2:02.944	88.548
2	4:00.385	1:57.441	92.298
3	6:02.153	2:01.768	89.018
4	7:56.808	1:54.655	94.541
5	9:50.668	1:53.860	95.201

#### **7** 28 Paul GARTLAND

SBKR	Behind		
Best Time	<b>1:55.982</b>	Best Speed	<b>93.459</b> On 5 Gp
Lap	Elapsed Time	Lap Time	Lap Speed
1	2:01.975	2:01.975	89.251
2	3:59.757	1:57.782	92.031
3	5:57.399	1:57.642	92.141
4	7:53.586	1:56.187	93.294
5	9:49.568	1:55.982	93.459

#### **8** 93 Paul CRANSTON

SBKR	Behind		
Best Time	<b>1:56.407</b>	Best Speed	<b>93.118</b> On 5 Gp
Lap	Elapsed Time	Lap Time	Lap Speed
1	2:03.695	2:03.695	88.010
2	4:01.946	1:58.251	91.666
3	5:59.146	1:57.200	92.488
4	7:56.626	1:57.480	92.268
5	9:53.033	1:56.407	93.118

# FERMANAGH & OMAGH DISTRICT COUNCIL ENNISKILLEN ROAD RACE



## SUPERBIKE

### Qualifying

Friday, 29 June 2018

## DETAILED RESULT

### Qualifying Classification

Position

#### 9 107 David MURPHY

SBKR Behind 13.000

Best Time 1:58.148 Best Speed 91.746 On 4 Gp

Lap	Elapsed Time	Lap Time	Lap Speed
1	2:04.523	2:04.523	87.425
2	4:03.262	1:58.739	91.289
3	6:02.374	1:59.112	91.003
4	8:00.522	1:58.148	91.746
5	10:00.037	1:59.515	90.697

### Qualifying Classification

Position

#### 13 21 Alan CONNOR

SBKR Behind 14.303

Best Time 1:59.451 Best Speed 90.745 On 5 Gp

Lap	Elapsed Time	Lap Time	Lap Speed
1	2:06.595	2:06.595	85.994
2	4:08.280	2:01.685	89.079
3	6:12.716	2:04.436	87.110
4	8:15.721	2:03.005	88.123
5	10:15.172	1:59.451	90.745

#### 10 155 Eric WILSON

SBKR Behind 13.060

Best Time 1:58.208 Best Speed 91.699 On 4 Gp

Lap	Elapsed Time	Lap Time	Lap Speed
1	2:04.682	2:04.682	87.313
2	4:04.012	1:59.330	90.837
3	6:03.552	1:59.540	90.678
4	8:01.760	1:58.208	91.699
5	10:00.421	1:58.661	91.349

#### 14 66 Alan JOHNSTON

SBKR Behind 15.211

Best Time 2:00.359 Best Speed 90.061 On 4 Gp

Lap	Elapsed Time	Lap Time	Lap Speed
1	2:06.097	2:06.097	86.334
2	4:08.626	2:02.529	88.466
3	6:09.733	2:01.107	89.504
4	8:10.092	2:00.359	90.061
5	10:11.498	2:01.406	89.284

#### 11 78 Dean CAMPBELL

SBKR Behind 13.910

Best Time 1:59.058 Best Speed 91.045 On 3 Gp

Lap	Elapsed Time	Lap Time	Lap Speed
1	2:02.908	2:02.908	88.574
2	4:02.289	1:59.381	90.798
3	6:01.347	1:59.058	91.045
4	8:00.420	1:59.073	91.033
5	9:59.850	1:59.430	90.761

#### 15 11 Donald MacFADYEN

SBKR Behind 19.902

Best Time 2:05.050 Best Speed 86.682 On 4 Gp

Lap	Elapsed Time	Lap Time	Lap Speed
1	2:07.457	2:07.457	85.412
2	4:13.881	2:06.424	85.740
3	6:19.036	2:05.155	86.609
4	8:24.086	2:05.050	86.682
5	10:29.789	2:05.703	86.232

#### 12 64 Stephen McKNIGHT

SBKR Behind 14.195

Best Time 1:59.343 Best Speed 90.827 On 2 Gp

Lap	Elapsed Time	Lap Time	Lap Speed
1	2:04.713	2:04.713	87.292
2	4:04.056	1:59.343	90.827
3	6:03.682	1:59.626	90.612
4	8:06.454	2:02.772	88.290
5	10:12.845	2:06.391	85.762

#### 16 43 Stephen DEGNAN

SBKR Behind 24.178

Best Time 2:09.326 Best Speed 83.816 On 4 Gp

Lap	Elapsed Time	Lap Time	Lap Speed
1	2:12.310	2:12.310	82.279
2	4:22.288	2:09.978	83.396
3	6:31.669	2:09.381	83.780
4	8:40.995	2:09.326	83.816

**FERMANAGH AND OMAGH DISTRICT COUNCIL**

**ENNISKILLEN ROAD RACE**

**SUPERBIKE**

Arney 3.011 miles


R5: Fermanagh and Omagh District Council Open

30/06/2018 13:00

Race (6 Laps)

**RACE 5 - OPEN RACE ONE**

<div style="border: 1px solid black; padding: 5px; text-align: center;">11</div> <p style="text-align: center;">C</p> <div style="border: 1px solid black; padding: 5px; text-align: center;">64</div> <p style="text-align: center;">C</p>	<div style="border: 1px solid black; padding: 5px; text-align: center;">66</div> <p style="text-align: center;">B</p> <div style="border: 1px solid black; padding: 5px; text-align: center;">78</div> <p style="text-align: center;">B</p>	<div style="border: 1px solid black; padding: 5px; text-align: center;">43</div> <p style="text-align: center;">A</p> <div style="border: 1px solid black; padding: 5px; text-align: center;">21</div> <p style="text-align: center;">A</p> <div style="border: 1px solid black; padding: 5px; text-align: center;">155</div> <p style="text-align: center;">A</p>	7
		6	
		5	B
		4	
<div style="border: 1px solid black; padding: 5px; text-align: center;">107</div> <p style="text-align: center;">C</p> <div style="border: 1px solid black; padding: 5px; text-align: center;">55</div> <p style="text-align: center;">C</p> <div style="border: 1px solid black; padding: 5px; text-align: center;">5</div> <p style="text-align: center;">C</p>	<div style="border: 1px solid black; padding: 5px; text-align: center;">93</div> <p style="text-align: center;">B</p> <div style="border: 1px solid black; padding: 5px; text-align: center;">24</div> <p style="text-align: center;">B</p> <div style="border: 1px solid black; padding: 5px; text-align: center;">75</div> <p style="text-align: center;">B</p>	<div style="border: 1px solid black; padding: 5px; text-align: center;">28</div> <p style="text-align: center;">A</p> <div style="border: 1px solid black; padding: 5px; text-align: center;">56</div> <p style="text-align: center;">A</p> <div style="border: 1px solid black; padding: 5px; text-align: center;">86</div> <p style="text-align: center;">A</p>	3
		2	
		1	A
			POLE POSITION



Promoted by Enniskillen and District Motor Cycle Club

Orbits

Provisional result to be confirmed by the Stewards of the Meeting subject to the completion of technical inspections and the time limit for protests  
MCUI (Ulster Centre) Timing @ www.elaps-timing.com

*R. Agnew*





# FERMANAGH & OMAGH DISTRICT COUNCIL ENNISKILLEN ROAD RACE

## SUPERBIKE

### Race 5 - Fermanagh & Omagh District Council Open

Saturday, 30 June 2018



Pos	Class	No	Name	Machine / Sponsor	Gp	Lap	Total Time	Behind	Speed	-----Best Lap-----		
										Time	Speed	On
<b>Race Classification</b>												
1	SBKR	86	Derek McGEE	Kawasaki - NJ Doyne / McGee Racing	a	6	10:39.235		101.816	1:44.062	104.165	3
2	SBKR	56	Adam McLEAN	Kawasaki - McAdoo Kawasaki Racing	a	6	10:56.185	16.950	99.186	1:47.840	100.516	2
3	SBKR	24	Graham KENNEDY	BMW - T D Racing	a	6	11:00.377	21.142	98.556	1:47.964	100.400	4
4	SBKR	5	Thomas MAXWELL	Kawasaki	a	6	11:00.451	21.216	98.545	1:48.482	99.921	6
5	SBKR	75	Kevin FITZPATRICK	Kawasaki - Mongey Transport Racing	a	6	11:01.713	22.478	98.357	1:47.311	101.011	6
6	SBKR	28	Paul GARTLAND	Kawasaki - North West Gas	a	6	11:22.788	43.553	95.322	1:51.928	96.844	6
7	SBKR	55	Raymond CASEY	Kawasaki 600	a	6	11:24.063	44.828	95.144	1:51.980	96.799	4
8	SBKR	93	Paul CRANSTON	Yamaha 600 - P & J Fuel Haulage	a	6	11:28.002	48.767	94.599	1:52.749	96.139	3
9	SBKR	155	Eric WILSON	BMW	b	6	11:37.983	58.748	93.246	1:54.387	94.763	6
10	SBKR	78	Dean CAMPBELL	Kawasaki 600 - AMK/DC Racing	b	6	11:46.711	1:07.476	92.095	1:55.882	93.540	4
11	SBKR	107	David MURPHY	Suzuki 600	a	6	11:49.240	1:10.005	91.766	1:56.324	93.185	3
12	SBKR	11	Donald MacFADYEN	BMW	b	6	11:51.999	1:12.764	91.411	1:56.707	92.879	4
13	SBKR	66	Alan JOHNSTON	Kawasaki 600 - BES Contracts	b	6	12:02.119	1:22.884	90.130	1:58.349	91.590	3
14	SBKR	21	Alan CONNOR	Suzuki - Connor Racing	b	6	12:04.480	1:25.245	89.836	1:58.096	91.786	2
15	SBKR	43	Stephen DEGNAN	Kawasaki	b	5	10:23.070	1 Lap	87.061	2:02.503	88.484	2

### Fastest Lap

SBKR	86	Derek McGEE	Kawasaki - NJ Doyne / McGee Racing							1:44.062	104.165	3
------	----	-------------	------------------------------------	--	--	--	--	--	--	----------	---------	---


### Not Classified

DNF	SBKR	64	Stephen McKNIGHT	BMW - McKnight Racing	b	4	8:05.298		89.440	1:57.010	92.638	2
-----	------	----	------------------	-----------------------	---	---	----------	--	--------	----------	--------	---

Fastest lap establishes lap record

Provisional result to be confirmed by the Stewards of the Meeting subject to completion of technical inspections & the time limit for protests

Page 1 / 1

Circuit	<b>Arney</b>	Signed		Organising Club	<b>Enniskillen &amp; District MCC</b>
Length(miles)	<b>3.0110</b>	Lap 1 (3.0240)	Chief Timekeeper	Race Started	<b>13:13</b>
Weather	<b>Sunny 24°C</b>	Issued At:	<b>13:32</b>	Gp Time Diff - b	<b>18.68</b>
Track	<b>Dry</b>				

MCUI Ulster  
Centre Timing  
Powered by  
e-Laps timing software  
[www.elaps-timing.com](http://www.elaps-timing.com)





# FERMANAGH & OMAGH DISTRICT COUNCIL ENNISKILLEN ROAD RACE



## SUPERBIKE

### Race 5 - Fermanagh & Omagh District Council Open

Saturday, 30 June 2018

## DETAILED RESULT

### Race Classification

#### **1** 86 Derek McGEE

Total Time **10:39.235** Avg Speed **101.816** Behind  
Best Time **1:44.062** Best Speed **104.165** On **3** Gp **a**

Lap	Elapsed Time	Lap Time	Lap Speed
1	1:47.239	1:47.239	101.515
2	3:31.951	1:44.712	103.518
3	5:16.013	1:44.062	104.165
4	7:00.732	1:44.719	103.511
5	8:46.361	1:45.629	102.620
6	10:37.004	1:50.643	97.969

#### **2** 56 Adam McLEAN

Total Time **10:56.185** Avg Speed **99.186** Behind **16.950**  
Best Time **1:47.840** Best Speed **100.516** On **2** Gp **a**

Lap	Elapsed Time	Lap Time	Lap Speed
1	1:53.275	1:53.275	96.106
2	3:41.115	1:47.840	100.516
3	5:28.983	1:47.868	100.489
4	7:17.176	1:48.193	100.188
5	9:05.487	1:48.311	100.078
6	10:53.530	1:48.043	100.327

#### **3** 24 Graham KENNEDY

Total Time **11:00.377** Avg Speed **98.556** Behind **21.142**  
Best Time **1:47.964** Best Speed **100.400** On **4** Gp **a**

Lap	Elapsed Time	Lap Time	Lap Speed
1	1:53.688	1:53.688	95.757
2	3:43.242	1:49.554	98.943
3	5:31.933	1:48.691	99.729
4	7:19.897	1:47.964	100.400
5	9:08.404	1:48.507	99.898
6	10:57.639	1:49.235	99.232

#### **4** 5 Thomas MAXWELL

Total Time **11:00.451** Avg Speed **98.545** Behind **21.216**  
Best Time **1:48.482** Best Speed **99.921** On **6** Gp **a**

Lap	Elapsed Time	Lap Time	Lap Speed
1	1:52.172	1:52.172	97.051
2	3:41.323	1:49.151	99.308
3	5:31.133	1:49.810	98.712
4	7:20.258	1:49.125	99.332
5	9:09.617	1:49.359	99.119
6	10:58.099	1:48.482	99.921

### Race Classification

#### **5** 75 Kevin FITZPATRICK

Total Time **11:01.713** Avg Speed **98.357** Behind **22.478**  
Best Time **1:47.311** Best Speed **101.011** On **6** Gp **a**

Lap	Elapsed Time	Lap Time	Lap Speed
1	1:54.615	1:54.615	94.982
2	3:43.923	1:49.308	99.166
3	5:33.655	1:49.732	98.782
4	7:22.744	1:49.089	99.365
5	9:11.775	1:49.031	99.418
6	10:59.086	1:47.311	101.011

#### **6** 28 Paul GARTLAND

Total Time **11:22.788** Avg Speed **95.322** Behind **43.553**  
Best Time **1:51.928** Best Speed **96.844** On **6** Gp **a**

Lap	Elapsed Time	Lap Time	Lap Speed
1	1:56.462	1:56.462	93.476
2	3:49.218	1:52.756	96.133
3	5:42.379	1:53.161	95.789
4	7:35.270	1:52.891	96.018
5	9:27.902	1:52.632	96.239
6	11:19.830	1:51.928	96.844

#### **7** 55 Raymond CASEY

Total Time **11:24.063** Avg Speed **95.144** Behind **44.828**  
Best Time **1:51.980** Best Speed **96.799** On **4** Gp **a**

Lap	Elapsed Time	Lap Time	Lap Speed
1	1:58.570	1:58.570	91.814
2	3:52.225	1:53.655	95.373
3	5:44.515	1:52.290	96.532
4	7:36.495	1:51.980	96.799
5	9:29.170	1:52.675	96.202
6	11:21.152	1:51.982	96.798

#### **8** 93 Paul CRANSTON

Total Time **11:28.002** Avg Speed **94.599** Behind **48.767**  
Best Time **1:52.749** Best Speed **96.139** On **3** Gp **a**

Lap	Elapsed Time	Lap Time	Lap Speed
1	1:58.871	1:58.871	91.582
2	3:52.571	1:53.700	95.335
3	5:45.320	1:52.749	96.139
4	7:38.176	1:52.856	96.048
5	9:31.784	1:53.608	95.412
6	11:24.805	1:53.021	95.908

# FERMANAGH & OMAGH DISTRICT COUNCIL ENNISKILLEN ROAD RACE



## SUPERBIKE

### Race 5 - Fermanagh & Omagh District Council Open

Saturday, 30 June 2018

## DETAILED RESULT

### Race Classification

#### 9 155 Eric WILSON

Total Time **11:37.983** Avg Speed **93.246** Behind **58.748**

Best Time **1:54.387** Best Speed **94.763** On **6** Gp **b**

Lap	Elapsed Time	Lap Time	Lap Speed
1	1:41.836	1:41.836	106.901
2	3:36.601	1:54.765	94.450
3	5:31.651	1:55.050	94.216
4	7:26.478	1:54.827	94.399
5	9:20.993	1:54.515	94.657
6	11:15.380	1:54.387	94.763

### Race Classification

#### 13 66 Alan JOHNSTON

Total Time **12:02.119** Avg Speed **90.130** Behind **1:22.884**

Best Time **1:58.349** Best Speed **91.590** On **3** Gp **b**

Lap	Elapsed Time	Lap Time	Lap Speed
1	1:45.055	1:45.055	103.626
2	3:43.546	1:58.491	91.480
3	5:41.895	1:58.349	91.590
4	7:41.042	1:59.147	90.977
5	9:40.412	1:59.370	90.807
6	11:39.215	1:58.803	91.240

#### 10 78 Dean CAMPBELL

Total Time **11:46.711** Avg Speed **92.095** Behind **1:07.476**

Best Time **1:55.882** Best Speed **93.540** On **4** Gp **b**

Lap	Elapsed Time	Lap Time	Lap Speed
1	1:40.113	1:40.113	108.741
2	3:36.794	1:56.681	92.899
3	5:33.540	1:56.746	92.848
4	7:29.422	1:55.882	93.540
5	9:26.361	1:56.939	92.694
6	11:24.396	1:58.035	91.834

#### 14 21 Alan CONNOR

Total Time **12:04.480** Avg Speed **89.836** Behind **1:25.245**

Best Time **1:58.096** Best Speed **91.786** On **2** Gp **b**

Lap	Elapsed Time	Lap Time	Lap Speed
1	1:41.749	1:41.749	106.993
2	3:39.845	1:58.096	91.786
3	5:39.037	1:59.192	90.942
4	7:41.072	2:02.035	88.824
5	9:43.137	2:02.065	88.802
6	11:41.849	1:58.712	91.310

#### 11 107 David MURPHY

Total Time **11:49.240** Avg Speed **91.766** Behind **1:10.005**

Best Time **1:56.324** Best Speed **93.185** On **3** Gp **a**

Lap	Elapsed Time	Lap Time	Lap Speed
1	2:01.069	2:01.069	89.919
2	3:57.516	1:56.447	93.086
3	5:53.840	1:56.324	93.185
4	7:50.892	1:57.052	92.605
5	9:48.376	1:57.484	92.264
6	11:45.753	1:57.377	92.349

#### 15 43 Stephen DEGNAN

Total Time **10:23.070** Avg Speed **87.061** Behind **1 Lap**

Best Time **2:02.503** Best Speed **88.484** On **2** Gp **b**

Lap	Elapsed Time	Lap Time	Lap Speed
1	1:46.549	1:46.549	102.173
2	3:49.052	2:02.503	88.484
3	5:52.587	2:03.535	87.745
4	7:56.186	2:03.599	87.700
5	10:00.028	2:03.842	87.528

#### 12 11 Donald MacFADYEN

Total Time **11:51.999** Avg Speed **91.411** Behind **1:12.764**

Best Time **1:56.707** Best Speed **92.879** On **4** Gp **b**

Lap	Elapsed Time	Lap Time	Lap Speed
1	1:42.395	1:42.395	106.318
2	3:39.957	1:57.562	92.203
3	5:37.384	1:57.427	92.309
4	7:34.091	1:56.707	92.879
5	9:31.113	1:57.022	92.629
6	11:29.134	1:58.021	91.845

### Not Classified

#### DNF 64 Stephen McKNIGHT

Total Time **8:05.298** Avg Speed **89.440** Behind

Best Time **1:57.010** Best Speed **92.638** On **2** Gp **b**

Lap	Elapsed Time	Lap Time	Lap Speed
1	1:43.463	1:43.463	105.220
2	3:40.473	1:57.010	92.638
3	5:39.314	1:58.841	91.211
4	7:42.624	2:03.310	87.905

# FERMANAGH & OMAGH DISTRICT COUNCIL ENNISKILLEN ROAD RACE



## SUPERBIKE

### Race 5 - Fermanagh & Omagh District Council Open

## LAP CHART

1					3					5				
No	Name	Gp	Time of Day	Lap Time	No	Name	Gp	Time of Day	Lap Time	No	Name	Gp	Time of Day	Lap Time
86	Derek McGEE	a	13:15:23.706	1:47.239	86	Derek McGEE	a	13:18:52.480	1:44.062	86	Derek McGEE	a	13:22:22.828	1:45.629
5	Thomas MAXWELL	a	13:15:28.760	1:52.172	56	Adam McLEAN	a	13:19:05.874	1:47.868	56	Adam McLEAN	a	13:22:42.378	1:48.311
56	Adam McLEAN	a	13:15:30.166	1:53.275	5	Thomas MAXWELL	a	13:19:07.721	1:49.810	24	Graham KENNEDY	a	13:22:45.378	1:48.507
24	Graham KENNEDY	a	13:15:30.662	1:53.688	24	Graham KENNEDY	a	13:19:08.907	1:48.691	5	Thomas MAXWELL	a	13:22:46.205	1:49.359
75	Kevin FITZPATRICK	a	13:15:31.478	1:54.615	75	Kevin FITZPATRICK	a	13:19:10.518	1:49.732	75	Kevin FITZPATRICK	a	13:22:48.638	1:49.031
28	Paul GARTLAND	a	13:15:33.656	1:56.462	28	Paul GARTLAND	a	13:19:19.573	1:53.161	28	Paul GARTLAND	a	13:23:05.096	1:52.632
55	Raymond CASEY	a	13:15:35.717	1:58.570	55	Raymond CASEY	a	13:19:21.662	1:52.290	55	Raymond CASEY	a	13:23:06.317	1:52.675
93	Paul CRANSTON	a	13:15:36.304	1:58.871	93	Paul CRANSTON	a	13:19:22.753	1:52.749	93	Paul CRANSTON	a	13:23:09.217	1:53.608
78	Dean CAMPBELL	b	13:15:36.664	1:40.113	155	Eric WILSON	b	13:19:28.490	1:55.050	155	Eric WILSON	b	13:23:17.832	1:54.515
21	Alan CONNOR	b	13:15:38.616	1:41.749	78	Dean CAMPBELL	b	13:19:30.091	1:56.746	78	Dean CAMPBELL	b	13:23:22.912	1:56.939
155	Eric WILSON	b	13:15:38.675	1:41.836	107	David MURPHY	a	13:19:31.563	1:56.324	107	David MURPHY	a	13:23:26.099	1:57.484
107	David MURPHY	a	13:15:38.792	2:01.069	11	Donald MacFADYEN	b	13:19:34.485	1:57.427	11	Donald MacFADYEN	b	13:23:28.214	1:57.022
11	Donald MacFADYEN	b	13:15:39.496	1:42.395	21	Alan CONNOR	b	13:19:35.904	1:59.192	66	Alan JOHNSTON	b	13:23:37.552	1:59.370
64	Stephen McKNIGHT	b	13:15:40.373	1:43.463	64	Stephen McKNIGHT	b	13:19:36.224	1:58.841	21	Alan CONNOR	b	13:23:40.004	2:02.065
66	Alan JOHNSTON	b	13:15:42.195	1:45.055	66	Alan JOHNSTON	b	13:19:39.035	1:58.349	43	Stephen DEGNAN	b	13:23:57.306	2:03.842
43	Stephen DEGNAN	b	13:15:43.827	1:46.549	43	Stephen DEGNAN	b	13:19:49.865	2:03.535					

2					4					6				
No	Name	Gp	Time of Day	Lap Time	No	Name	Gp	Time of Day	Lap Time	No	Name	Gp	Time of Day	Lap Time
86	Derek McGEE	a	13:17:08.418	1:44.712	86	Derek McGEE	a	13:20:37.199	1:44.719	86	Derek McGEE	a	13:24:13.471	1:50.643
5	Thomas MAXWELL	a	13:17:17.911	1:49.151	56	Adam McLEAN	a	13:20:54.067	1:48.193	56	Adam McLEAN	a	13:24:30.421	1:48.043
56	Adam McLEAN	a	13:17:18.006	1:47.840	5	Thomas MAXWELL	a	13:20:56.846	1:49.125	24	Graham KENNEDY	a	13:24:34.613	1:49.235
24	Graham KENNEDY	a	13:17:20.216	1:49.554	24	Graham KENNEDY	a	13:20:56.871	1:47.964	5	Thomas MAXWELL	a	13:24:34.687	1:48.482
75	Kevin FITZPATRICK	a	13:17:20.786	1:49.308	75	Kevin FITZPATRICK	a	13:20:59.607	1:49.089	75	Kevin FITZPATRICK	a	13:24:35.949	1:47.311
28	Paul GARTLAND	a	13:17:26.412	1:52.756	28	Paul GARTLAND	a	13:21:12.464	1:52.891	28	Paul GARTLAND	a	13:24:57.024	1:51.928
55	Raymond CASEY	a	13:17:29.372	1:53.655	55	Raymond CASEY	a	13:21:13.642	1:51.980	55	Raymond CASEY	a	13:24:58.299	1:51.982
93	Paul CRANSTON	a	13:17:30.004	1:53.700	93	Paul CRANSTON	a	13:21:15.609	1:52.856	93	Paul CRANSTON	a	13:25:02.238	1:53.021
78	Dean CAMPBELL	b	13:17:33.345	1:56.681	155	Eric WILSON	b	13:21:23.317	1:54.827	155	Eric WILSON	b	13:25:12.219	1:54.387
155	Eric WILSON	b	13:17:33.440	1:54.765	78	Dean CAMPBELL	b	13:21:25.973	1:55.882	78	Dean CAMPBELL	b	13:25:20.947	1:58.035
107	David MURPHY	a	13:17:35.239	1:56.447	107	David MURPHY	a	13:21:28.615	1:57.052	107	David MURPHY	a	13:25:23.476	1:57.377
21	Alan CONNOR	b	13:17:36.712	1:58.096	11	Donald MacFADYEN	b	13:21:31.192	1:56.707	11	Donald MacFADYEN	b	13:25:26.235	1:58.021
11	Donald MacFADYEN	b	13:17:37.058	1:57.562	21	Alan CONNOR	b	13:21:37.939	2:02.035	66	Alan JOHNSTON	b	13:25:36.355	1:58.803
64	Stephen McKNIGHT	b	13:17:37.383	1:57.010	66	Alan JOHNSTON	b	13:21:38.182	1:59.147	21	Alan CONNOR	b	13:25:38.716	1:58.712
66	Alan JOHNSTON	b	13:17:40.686	1:58.491	64	Stephen McKNIGHT	b	13:21:39.534	2:03.310					
43	Stephen DEGNAN	b	13:17:46.330	2:02.503	43	Stephen DEGNAN	b	13:21:53.464	2:03.599					

# FERMANAGH & OMAGH DISTRICT COUNCIL ENNISKILLEN ROAD RACE

## SUPERBIKE

### Race 11 - Richard Britton Memorial Race by Fermanagh & Omagh Council


Saturday, 30 June 2018



Pos	Class	No	Name	Machine / Sponsor	Gp	Lap	Total Time	Behind	Speed	-----Best Lap-----		
										Time	Speed	On
<b>Race Classification</b>												
1	SBKR	86	Derek McGEE	Kawasaki - NJ Doyne / McGee Racing	a	8	14:18.942		101.012	1:44.823	103.409	2
2	SBKR	56	Adam McLEAN	Kawasaki - McAdoo Kawasaki Racing	a	8	14:31.771	12.829	99.526	1:46.724	101.567	2
3	SBKR	24	Graham KENNEDY	BMW - T D Racing	a	8	14:42.484	23.542	98.317	1:48.467	99.935	3
4	SBKR	5	Thomas MAXWELL	Kawasaki	a	8	14:43.160	24.218	98.242	1:48.189	100.191	8
5	SBKR	75	Kevin FITZPATRICK	Kawasaki - Mongey Transport Racing	a	8	14:49.477	30.535	97.545	1:48.475	99.927	5
6	SBKR	28	Paul GARTLAND	Kawasaki - North West Gas	a	8	15:10.999	52.057	95.240	1:51.498	97.218	6
7	SBKR	93	Paul CRANSTON	Yamaha 600 - P & J Fuel Haulage	a	8	15:14.111	55.169	94.916	1:52.832	96.068	4
8	SBKR	155	Eric WILSON	BMW	b	8	15:18.955	1:00.013	94.416	1:53.526	95.481	2
9	SBKR	21	Alan CONNOR	Suzuki - Connor Racing	b	8	15:34.714	1:15.772	92.824	1:55.672	93.710	4
10	SBKR	64	Stephen McKNIGHT	BMW - McKnight Racing	b	8	15:43.601	1:24.659	91.949	1:54.775	94.442	3
11	SBKR	11	Donald MacFADYEN	BMW	b	8	15:43.804	1:24.862	91.930	1:55.409	93.923	7
12	SBKR	107	David MURPHY	Suzuki 600	a	8	15:47.948	1:29.006	91.528	1:56.633	92.938	2
13	SBKR	43	Stephen DEGNAN	Kawasaki	b	7	14:18.045	1 Lap	88.485	2:00.572	89.901	3
<b>Fastest Lap</b>												
	SBKR	86	Derek McGEE	Kawasaki - NJ Doyne / McGee Racing						1:44.823	103.409	2

Provisional result to be confirmed by the Stewards of the Meeting subject to completion of technical inspections & the time limit for protests

Page 1 / 1

Circuit	<b>Arney</b>	Signed		Organising Club	<b>Enniskillen &amp; District MCC</b>
Length(miles)	<b>3.0110</b>	Lap 1 (3.0240)	Chief Timekeeper	Race Started	<b>16:24</b>
Weather	<b>Sunny 25°C</b>	Issued At:	<b>16:43</b>	Gp Time Diff - b	<b>20.29</b>
Track	<b>Dry</b>				

MCUI Ulster  
Centre Timing  
Powered by  
e-Laps timing software  
[www.elaps-timing.com](http://www.elaps-timing.com)



# FERMANAGH & OMAGH DISTRICT COUNCIL ENNISKILLEN ROAD RACE



## SUPERBIKE

### Race 11 - Richard Britton Memorial Race by Fermanagh & Omagh Council

Saturday, 30 June 2018

## DETAILED RESULT

### Race Classification

#### **1** 86 Derek McGEE

Total Time **14:18.942** Avg Speed **101.012** Behind  
 Best Time **1:44.823** Best Speed **103.409** On **2** Gp **a**

Lap	Elapsed Time	Lap Time	Lap Speed
1	1:47.127	1:47.127	101.621
2	3:31.950	1:44.823	103.409
3	5:17.834	1:45.884	102.372
4	7:03.571	1:45.737	102.515
5	8:49.448	1:45.877	102.379
6	10:35.296	1:45.848	102.407
7	12:23.134	1:47.838	100.517
8	14:16.593	1:53.459	95.538

### Race Classification

#### **4** 5 Thomas MAXWELL

Total Time **14:43.160** Avg Speed **98.242** Behind **24.218**  
 Best Time **1:48.189** Best Speed **100.191** On **8** Gp **a**

Lap	Elapsed Time	Lap Time	Lap Speed
1	1:52.197	1:52.197	97.029
2	3:42.238	1:50.041	98.505
3	5:32.590	1:50.352	98.227
4	7:22.418	1:49.828	98.696
5	9:12.088	1:49.670	98.838
6	11:02.469	1:50.381	98.202
7	12:52.242	1:49.773	98.746
8	14:40.431	1:48.189	100.191

#### **2** 56 Adam McLEAN

Total Time **14:31.771** Avg Speed **99.526** Behind **12.829**  
 Best Time **1:46.724** Best Speed **101.567** On **2** Gp **a**

Lap	Elapsed Time	Lap Time	Lap Speed
1	1:51.990	1:51.990	97.209
2	3:38.714	1:46.724	101.567
3	5:26.231	1:47.517	100.818
4	7:14.844	1:48.613	99.800
5	9:02.686	1:47.842	100.514
6	10:50.178	1:47.492	100.841
7	12:38.663	1:48.485	99.918
8	14:28.796	1:50.133	98.423

#### **5** 75 Kevin FITZPATRICK

Total Time **14:49.477** Avg Speed **97.545** Behind **30.535**  
 Best Time **1:48.475** Best Speed **99.927** On **5** Gp **a**

Lap	Elapsed Time	Lap Time	Lap Speed
1	1:55.139	1:55.139	94.550
2	3:46.149	1:51.010	97.645
3	5:36.479	1:50.330	98.247
4	7:25.171	1:48.692	99.728
5	9:13.646	1:48.475	99.927
6	11:02.650	1:49.004	99.442
7	12:52.284	1:49.634	98.871
8	14:46.711	1:54.427	94.729

#### **3** 24 Graham KENNEDY

Total Time **14:42.484** Avg Speed **98.317** Behind **23.542**  
 Best Time **1:48.467** Best Speed **99.935** On **3** Gp **a**

Lap	Elapsed Time	Lap Time	Lap Speed
1	1:54.731	1:54.731	94.886
2	3:44.668	1:49.937	98.598
3	5:33.135	1:48.467	99.935
4	7:22.238	1:49.103	99.352
5	9:12.143	1:49.905	98.627
6	11:02.050	1:49.907	98.625
7	12:50.961	1:48.911	99.527
8	14:39.484	1:48.523	99.883

#### **6** 28 Paul GARTLAND

Total Time **15:10.999** Avg Speed **95.240** Behind **52.057**  
 Best Time **1:51.498** Best Speed **97.218** On **6** Gp **a**

Lap	Elapsed Time	Lap Time	Lap Speed
1	1:59.588	1:59.588	91.033
2	3:53.048	1:53.460	95.537
3	5:45.604	1:52.556	96.304
4	7:40.532	1:54.928	94.316
5	9:32.095	1:51.563	97.161
6	11:23.593	1:51.498	97.218
7	13:15.300	1:51.707	97.036
8	15:07.683	1:52.383	96.452

# FERMANAGH & OMAGH DISTRICT COUNCIL ENNISKILLEN ROAD RACE



## SUPERBIKE

### Race 11 - Richard Britton Memorial Race by Fermanagh & Omagh Council

Saturday, 30 June 2018

## DETAILED RESULT

### Race Classification

#### **7** 93 Paul CRANSTON

Total Time **15:14.111** Avg Speed **94.916** Behind **55.169**

Best Time **1:52.832** Best Speed **96.068** On **4** Gp **a**

Lap	Elapsed Time	Lap Time	Lap Speed
1	1:58.657	1:58.657	91.747
2	3:52.363	1:53.706	95.330
3	5:45.231	1:52.868	96.038
4	7:38.063	1:52.832	96.068
5	9:31.183	1:53.120	95.824
6	11:24.062	1:52.879	96.028
7	13:17.250	1:53.188	95.766
8	15:10.717	1:53.467	95.531

### Race Classification

#### **10** 64 Stephen McKNIGHT

Total Time **15:43.601** Avg Speed **91.949** Behind **1:24.659**

Best Time **1:54.775** Best Speed **94.442** On **3** Gp **b**

Lap	Elapsed Time	Lap Time	Lap Speed
1	1:38.871	1:38.871	110.107
2	3:34.178	1:55.307	94.006
3	5:28.953	1:54.775	94.442
4	7:25.527	1:56.574	92.985
5	9:21.090	1:55.563	93.798
6	11:18.597	1:57.507	92.246
7	13:18.741	2:00.144	90.222
8	15:19.198	2:00.457	89.987

#### **8** 155 Eric WILSON

Total Time **15:18.955** Avg Speed **94.416** Behind **1:00.013**

Best Time **1:53.526** Best Speed **95.481** On **2** Gp **b**

Lap	Elapsed Time	Lap Time	Lap Speed
1	1:37.981	1:37.981	111.107
2	3:31.507	1:53.526	95.481
3	5:25.130	1:53.623	95.400
4	7:18.665	1:53.535	95.474
5	9:13.317	1:54.652	94.543
6	11:07.504	1:54.187	94.928
7	13:01.186	1:53.682	95.350
8	14:54.726	1:53.540	95.469

#### **11** 11 Donald MacFADYEN

Total Time **15:43.804** Avg Speed **91.930** Behind **1:24.862**

Best Time **1:55.409** Best Speed **93.923** On **7** Gp **b**

Lap	Elapsed Time	Lap Time	Lap Speed
1	1:40.099	1:40.099	108.756
2	3:38.098	1:57.999	91.862
3	5:34.893	1:56.795	92.809
4	7:31.385	1:56.492	93.050
5	9:27.212	1:55.827	93.584
6	11:24.124	1:56.912	92.716
7	13:19.533	1:55.409	93.923
8	15:18.957	1:59.424	90.766

#### **9** 21 Alan CONNOR

Total Time **15:34.714** Avg Speed **92.824** Behind **1:15.772**

Best Time **1:55.672** Best Speed **93.710** On **4** Gp **b**

Lap	Elapsed Time	Lap Time	Lap Speed
1	1:38.601	1:38.601	110.409
2	3:34.550	1:55.949	93.486
3	5:30.312	1:55.762	93.637
4	7:25.984	1:55.672	93.710
5	9:22.075	1:56.091	93.372
6	11:18.712	1:56.637	92.934
7	13:14.508	1:55.796	93.609
8	15:10.263	1:55.755	93.643

#### **12** 107 David MURPHY

Total Time **15:47.948** Avg Speed **91.528** Behind **1:29.006**

Best Time **1:56.633** Best Speed **92.938** On **2** Gp **a**

Lap	Elapsed Time	Lap Time	Lap Speed
1	2:00.911	2:00.911	90.036
2	3:57.544	1:56.633	92.938
3	5:54.708	1:57.164	92.516
4	7:52.496	1:57.788	92.026
5	9:50.960	1:58.464	91.501
6	11:49.411	1:58.451	91.511
7	13:46.186	1:56.775	92.825
8	15:44.496	1:58.310	91.620

# FERMANAGH & OMAGH DISTRICT COUNCIL ENNISKILLEN ROAD RACE

## SUPERBIKE

Race 11 - Richard Britton Memorial Race by Fermanagh & Omagh Council

Saturday, 30 June 2018

## DETAILED RESULT



### Race Classification

**13** 43 Stephen DEGNAN

Total Time **14:18.045** Avg Speed **88.485** Behind **1** Lap

Best Time **2:00.572** Best Speed **89.901** On **3** Gp **b**

Lap	Elapsed Time	Lap Time	Lap Speed
1	1:43.608	1:43.608	105.073
2	3:44.518	2:00.910	89.650
3	5:45.090	2:00.572	89.901
4	7:46.646	2:01.556	89.174
5	9:47.594	2:00.948	89.622
6	11:49.530	2:01.936	88.896
7	13:52.879	2:03.349	87.877



# FERMANAGH & OMAGH DISTRICT COUNCIL ENNISKILLEN ROAD RACE



## SUPERBIKE

### Race 11 - Richard Britton Memorial Race by Fermanagh & Omagh Council

## LAP CHART

1					3					5				
No	Name	Gp	Time of Day	Lap Time	No	Name	Gp	Time of Day	Lap Time	No	Name	Gp	Time of Day	Lap Time
86	Derek McGEE	a	16:26:23.256	1:47.127	86	Derek McGEE	a	16:29:53.963	1:45.884	86	Derek McGEE	a	16:33:25.577	1:45.877
5	Thomas MAXWELL	a	16:26:28.706	1:52.197	56	Adam McLEAN	a	16:30:02.986	1:47.517	56	Adam McLEAN	a	16:33:39.441	1:47.842
56	Adam McLEAN	a	16:26:28.745	1:51.990	5	Thomas MAXWELL	a	16:30:09.099	1:50.352	5	Thomas MAXWELL	a	16:33:48.597	1:49.670
24	Graham KENNEDY	a	16:26:31.511	1:54.731	24	Graham KENNEDY	a	16:30:09.915	1:48.467	24	Graham KENNEDY	a	16:33:48.923	1:49.905
75	Kevin FITZPATRICK	a	16:26:31.685	1:55.139	75	Kevin FITZPATRICK	a	16:30:13.025	1:50.330	75	Kevin FITZPATRICK	a	16:33:50.192	1:48.475
93	Paul CRANSTON	a	16:26:35.831	1:58.657	93	Paul CRANSTON	a	16:30:22.405	1:52.868	93	Paul CRANSTON	a	16:34:08.357	1:53.120
155	Eric WILSON	b	16:26:35.990	1:37.981	28	Paul GARTLAND	a	16:30:22.700	1:52.556	28	Paul GARTLAND	a	16:34:09.191	1:51.563
28	Paul GARTLAND	a	16:26:36.684	1:59.588	155	Eric WILSON	b	16:30:23.139	1:53.623	155	Eric WILSON	b	16:34:11.326	1:54.652
21	Alan CONNOR	b	16:26:36.832	1:38.601	64	Stephen McKNIGHT	b	16:30:27.136	1:54.775	64	Stephen McKNIGHT	b	16:34:19.273	1:55.563
64	Stephen McKNIGHT	b	16:26:37.054	1:38.871	21	Alan CONNOR	b	16:30:28.543	1:55.762	21	Alan CONNOR	b	16:34:20.306	1:56.091
107	David MURPHY	a	16:26:38.143	2:00.911	107	David MURPHY	a	16:30:31.940	1:57.164	11	Donald MacFADYEN	b	16:34:25.839	1:55.827
11	Donald MacFADYEN	b	16:26:38.726	1:40.099	11	Donald MacFADYEN	b	16:30:33.520	1:56.795	107	David MURPHY	a	16:34:28.192	1:58.464
43	Stephen DEGNAN	b	16:26:42.554	1:43.608	43	Stephen DEGNAN	b	16:30:44.036	2:00.572	43	Stephen DEGNAN	b	16:34:46.540	2:00.948

2					4					6				
No	Name	Gp	Time of Day	Lap Time	No	Name	Gp	Time of Day	Lap Time	No	Name	Gp	Time of Day	Lap Time
86	Derek McGEE	a	16:28:08.079	1:44.823	86	Derek McGEE	a	16:31:39.700	1:45.737	86	Derek McGEE	a	16:35:11.425	1:45.848
56	Adam McLEAN	a	16:28:15.469	1:46.724	56	Adam McLEAN	a	16:31:51.599	1:48.613	56	Adam McLEAN	a	16:35:26.933	1:47.492
5	Thomas MAXWELL	a	16:28:18.747	1:50.041	5	Thomas MAXWELL	a	16:31:58.927	1:49.828	24	Graham KENNEDY	a	16:35:38.830	1:49.907
24	Graham KENNEDY	a	16:28:21.448	1:49.937	24	Graham KENNEDY	a	16:31:59.018	1:49.103	5	Thomas MAXWELL	a	16:35:38.978	1:50.381
75	Kevin FITZPATRICK	a	16:28:22.695	1:51.010	75	Kevin FITZPATRICK	a	16:32:01.717	1:48.692	75	Kevin FITZPATRICK	a	16:35:39.196	1:49.004
155	Eric WILSON	b	16:28:29.516	1:53.526	93	Paul CRANSTON	a	16:32:15.237	1:52.832	28	Paul GARTLAND	a	16:36:00.689	1:51.498
93	Paul CRANSTON	a	16:28:29.537	1:53.706	155	Eric WILSON	b	16:32:16.674	1:53.535	93	Paul CRANSTON	a	16:36:01.236	1:52.879
28	Paul GARTLAND	a	16:28:30.144	1:53.460	28	Paul GARTLAND	a	16:32:17.628	1:54.928	155	Eric WILSON	b	16:36:05.513	1:54.187
64	Stephen McKNIGHT	b	16:28:32.361	1:55.307	64	Stephen McKNIGHT	b	16:32:23.710	1:56.574	64	Stephen McKNIGHT	b	16:36:16.780	1:57.507
21	Alan CONNOR	b	16:28:32.781	1:55.949	21	Alan CONNOR	b	16:32:24.215	1:55.672	21	Alan CONNOR	b	16:36:16.943	1:56.637
107	David MURPHY	a	16:28:34.776	1:56.633	107	David MURPHY	a	16:32:29.728	1:57.788	11	Donald MacFADYEN	b	16:36:22.751	1:56.912
11	Donald MacFADYEN	b	16:28:36.725	1:57.999	11	Donald MacFADYEN	b	16:32:30.012	1:56.492	107	David MURPHY	a	16:36:26.643	1:58.451
43	Stephen DEGNAN	b	16:28:43.464	2:00.910	43	Stephen DEGNAN	b	16:32:45.592	2:01.556	43	Stephen DEGNAN	b	16:36:48.476	2:01.936



# FERMANAGH & OMAGH DISTRICT COUNCIL ENNISKILLEN ROAD RACE

## SUPERBIKE

### Race 11 - Richard Britton Memorial Race by Fermanagh & Omagh Council

## LAP CHART



7

No	Name	Gp	Time of Day	Lap Time
86	Derek McGEE	a	16:36:59.263	1:47.838
56	Adam McLEAN	a	16:37:15.418	1:48.485
24	Graham KENNEDY	a	16:37:27.741	1:48.911
5	Thomas MAXWELL	a	16:37:28.751	1:49.773
75	Kevin FITZPATRICK	a	16:37:28.830	1:49.634
28	Paul GARTLAND	a	16:37:52.396	1:51.707
93	Paul CRANSTON	a	16:37:54.424	1:53.188
155	Eric WILSON	b	16:37:59.195	1:53.682
21	Alan CONNOR	b	16:38:12.739	1:55.796
64	Stephen McKNIGHT	b	16:38:16.924	2:00.144
11	Donald MacFADYEN	b	16:38:18.160	1:55.409
107	David MURPHY	a	16:38:23.418	1:56.775
43	Stephen DEGNAN	b	16:38:51.825	2:03.349

8

No	Name	Gp	Time of Day	Lap Time
86	Derek McGEE	a	16:38:52.722	1:53.459
56	Adam McLEAN	a	16:39:05.551	1:50.133
24	Graham KENNEDY	a	16:39:16.264	1:48.523
5	Thomas MAXWELL	a	16:39:16.940	1:48.189
75	Kevin FITZPATRICK	a	16:39:23.257	1:54.427
28	Paul GARTLAND	a	16:39:44.779	1:52.383
93	Paul CRANSTON	a	16:39:47.891	1:53.467
155	Eric WILSON	b	16:39:52.735	1:53.540
21	Alan CONNOR	b	16:40:08.494	1:55.755
64	Stephen McKNIGHT	b	16:40:17.381	2:00.457
11	Donald MacFADYEN	b	16:40:17.584	1:59.424
107	David MURPHY	a	16:40:21.728	1:58.310