



Fermanagh & Omagh
District Council
Comhairle Ceantair
Fhear Manach agus na hÓmaí



Friday 29th & Saturday 30th June 2018

promoted by Enniskillen & District MCC

<https://enniskillenroadraces.co.uk/>

<https://en-gb.facebook.com/Enniskillen100/>



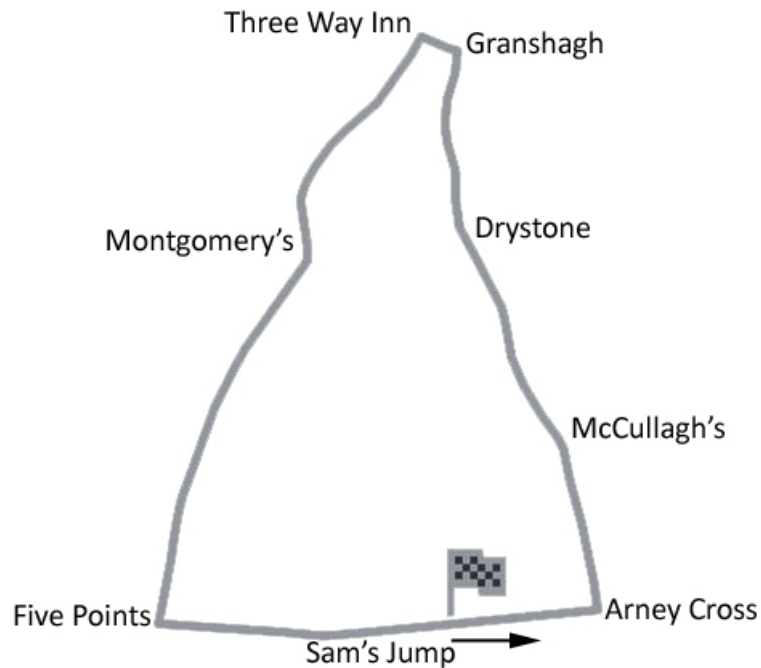
MOTO 3 (125cc GP)



EURO AUCTIONS

Auctioneers of Industrial Plant, Construction & Agricultural Equipment

Arney Circuit 3.011 miles



LAP RECORDS

Class	Rider	Machine	m	s	mph	Year
125cc						
Moto 3						
250cc						
Lightweight Supersport						
Supermono						
Supertwin						
Supersport						
Superbike	all lap records to be established					
Senior Support						
Junior Support						
Classic 1000cc						
Classic 500cc						
Classic 350cc						
Classic 250cc						
Forgotten Era						

MOST WINS AT ENNISKILLEN ROAD RACE (including Enniskillen 100 1929–52)

Joe O'Neill	6	1931-35 (350-4, General Handicap-2)
Gordon Burney	4	1929-30 (350-2, General Handicap-2)
J F Young	4	1932-33 (500-2, General Handicap-2)
Artie Bell	3	1937-39 (350-1, 500-1, General Handicap-1)

MOST WINS AT ALL IRISH ROAD RACE MEETINGS (after North West 200 2018)

Ryan Farquhar	211	1995-16
Joey Dunlop	156	1971-00
Robert Dunlop	135	1980-08
William Dunlop	119	2005-17
Ray McCullough	109	1960-82
Phillip McCallen	109	1987-99
Michael Dunlop	102	2006-18
Brian Reid	78	1980-94
Darran Lindsay	74	1999-06
James Courtney	66	1992-99

FERMANAGH & OMAGH DISTRICT COUNCIL ENNISKILLEN ROAD RACE

MOTO 3 (125cc GP)

Qualifying


Friday, 29 June 2018



Pos	Class	No	Name	Machine / Sponsor	----- Best Lap -----			On	Laps
					Time	Behind	Speed		
Qualifying Classification									
1	M3	6	Derek McGEE	Honda 250 Moto 3 - Joey's Bar MCC	1:57.254		92.445	5	5
2	125R	75	Kevin FITZPATRICK	Honda 125 - Harp Farm Racing	2:06.093	8.839	85.965	4	5
3	125R	86	Nigel MOORE	Honda 125	2:08.743	11.489	84.196	5	5
4	125R	33	Sam DUNLOP	Honda 125	2:12.362	15.108	81.894	5	5
5	125R	34	Sean LEONARD	Honda 125 - Mago Racing	2:14.007	16.753	80.888	5	5
6	125R	69	Ronnie SCOTT	Honda 125	2:19.310	22.056	77.809	3	5

Provisional result to be confirmed by the Stewards of the Meeting subject to completion of technical inspections & the time limit for protests

Page 1 / 1

Circuit	Arney	Signed		Organising Club	Enniskillen & District MCC
Length(miles)	3.0110 Lap 1 (3.0240)		Chief Timekeeper	Qualifying Started	17:47
Weather	Sunny 28°C	Issued At:	18:02		
Track	Dry				

FERMANAGH & OMAGH DISTRICT COUNCIL ENNISKILLEN ROAD RACE



MOTO 3 (125cc GP)

Qualifying

Friday, 29 June 2018

DETAILED RESULT

Qualifying Classification

Position

1 6 Derek McGEE

M3 Behind **16.753**
Best Time **1:57.254** Best Speed **92.445** On **5** Gp

Lap	Elapsed Time	Lap Time	Lap Speed
1	2:05.331	2:05.331	86.861
2	4:05.114	1:59.783	90.494
3	6:04.073	1:58.959	91.120
4	8:02.201	1:58.128	91.761
5	9:59.455	1:57.254	92.445

2 75 Kevin FITZPATRICK

125R Behind **8.839**
Best Time **2:06.093** Best Speed **85.965** On **4** Gp

Lap	Elapsed Time	Lap Time	Lap Speed
1	2:14.404	2:14.404	80.998
2	4:21.421	2:07.017	85.340
3	6:28.608	2:07.187	85.226
4	8:34.701	2:06.093	85.965
5	10:41.129	2:06.428	85.737

3 86 Nigel MOORE

125R Behind **11.489**
Best Time **2:08.743** Best Speed **84.196** On **5** Gp

Lap	Elapsed Time	Lap Time	Lap Speed
1	2:17.262	2:17.262	79.311
2	4:27.870	2:10.608	82.993
3	6:36.984	2:09.114	83.954
4	8:46.202	2:09.218	83.886
5	10:54.945	2:08.743	84.196

4 33 Sam DUNLOP

125R Behind **15.108**
Best Time **2:12.362** Best Speed **81.894** On **5** Gp

Lap	Elapsed Time	Lap Time	Lap Speed
1	2:22.126	2:22.126	76.597
2	4:35.818	2:13.692	81.079
3	6:49.293	2:13.475	81.211
4	9:03.571	2:14.278	80.725
5	11:15.933	2:12.362	81.894

Qualifying Classification

Position

5 34 Sean LEONARD

125R Behind **16.753**
Best Time **2:14.007** Best Speed **80.888** On **5** Gp

Lap	Elapsed Time	Lap Time	Lap Speed
1	2:18.202	2:18.202	78.772
2	4:34.214	2:16.012	79.696
3	6:49.523	2:15.309	80.110
4	9:04.100	2:14.577	80.546
5	11:18.107	2:14.007	80.888

6 69 Ronnie SCOTT

125R Behind **22.056**
Best Time **2:19.310** Best Speed **77.809** On **3** Gp

Lap	Elapsed Time	Lap Time	Lap Speed
1	2:24.801	2:24.801	75.182
2	4:44.115	2:19.314	77.807
3	7:03.425	2:19.310	77.809
4	9:23.849	2:20.424	77.192
5	11:44.229	2:20.380	77.216

FERMANAGH & OMAGH DISTRICT COUNCIL ENNISKILLEN ROAD RACE



MOTO 3 (125cc GP) & LIGHTWEIGHT SUPERSPORT

Race 3 - Joey's Bar MCC Moto 3/Enniskillen Tyres Lightweight Supersport

Saturday, 30 June 2018

Pos	Class	No	Name	Machine / Sponsor	Gp	Lap	Total Time	Behind	Speed	-----Best Lap-----		
										Time	Speed	On
Race Classification												
1	125R	75	Kevin FITZPATRICK	Honda 125 - Harp Farm Racing	a	6	12:36.159		86.072	2:04.259	87.234	5
2	125R	86	Nigel MOORE	Honda 125	a	6	12:49.951	13.792	84.531	2:06.680	85.567	6
3	125R	33	Sam DUNLOP	Honda 125	a	6	13:21.035	44.876	81.250	2:10.977	82.760	2
4	125R	34	Sean LEONARD	Honda 125	a	6	13:27.665	51.506	80.583	2:11.877	82.195	5
5	125R	69	Ronnie SCOTT	Honda 125	a	6	13:35.225	59.066	79.836	2:13.214	81.370	2
6	125R	30	Melissa KENNEDY	Honda 125 - K.N.R./Joey's Bar MCC	a	6	13:36.212	1:00.053	79.740	2:14.634	80.512	4

Fastest Lap

125R	75	Kevin FITZPATRICK	Honda 125 - Harp Farm Racing	2:04.259	87.234	5
------	----	-------------------	------------------------------	----------	--------	---

Fastest laps establish lap records

250cc GP

Pos	Class	No	Name	Machine / Sponsor	Gp	Lap	Total Time	Behind	Speed	-----Best Lap-----		
										Time	Speed	On
Race Classification												
1	250R	79	John McALLISTER	Honda 250 - CB Racing	b	6	14:00.914		77.397	2:18.120	78.480	6

Fastest Lap

250R	79	John McALLISTER	Honda 250 - CB Racing	2:18.120	78.480	6
------	----	-----------------	-----------------------	----------	--------	---

Fastest laps establish lap records

Lightweight Supersport


Pos	Class	No	Name	Machine / Sponsor	Gp	Lap	Total Time	Behind	Speed	-----Best Lap-----		
										Time	Speed	On
Race Classification												
1	LWSR	28	Paul GARTLAND	Kawasaki 400 - JML	b	6	12:37.920		85.872	2:03.606	87.695	4
2	LWSR	217	Enda TREARTY	Kawasaki 400 - TED Racing	b	6	13:05.251	27.331	82.884	2:08.083	84.629	6
3	LWSR	32	Aaron BOYD	Kawasaki 400	b	6	13:08.575	30.655	82.534	2:08.742	84.196	3
4	LWSR	42	Brian LOUGHLIN	Kawasaki 400 - G2-Tech	b	6	13:11.021	33.101	82.279	2:09.711	83.567	6
5	LWSR	171	Dave WALSH	KTM 450 - DRW Racing	b	6	13:12.362	34.442	82.140	2:09.897	83.448	2
6	LWSR	105	Darren DUNCAN	Suzuki 400	b	6	13:52.206	1:14.286	78.207	2:14.506	80.588	6

Fastest Lap

LWSR	28	Paul GARTLAND	Kawasaki 400 - JML	2:03.606	87.695	4
------	----	---------------	--------------------	----------	--------	---

Fastest laps establish lap records

Provisional result to be confirmed by the Stewards of the Meeting subject to completion of technical inspections & the time limit for protests

Circuit	Arney	Signed		Organising Club	Enniskillen & District MCC
Length(miles)	3.0110 Lap 1 (3.0240)	Chief Timekeeper		Race Started	12:13
Weather	Sunny 25°C	Issued At:	12:31	Gp Time Diff - b 19.60	
Track	Dry				

FERMANAGH & OMAGH DISTRICT COUNCIL ENNISKILLEN ROAD RACE

MOTO 3 (125cc GP) & LIGHTWEIGHT SUPERSPORT

Race 3 - Joey's Bar MCC Moto 3/Enniskillen Tyres Lightweight Supersport

Saturday, 30 June 2018

DETAILED RESULT



Race Classification

1 75 Kevin FITZPATRICK

Total Time **12:36.159** Avg Speed **86.072** Behind
Best Time **2:04.259** Best Speed **87.234** On **5** Gp **a**

Lap	Elapsed Time	Lap Time	Lap Speed
1	2:12.037	2:12.037	82.450
2	4:16.875	2:04.838	86.829
3	6:22.078	2:05.203	86.576
4	8:26.497	2:04.419	87.122
5	10:30.756	2:04.259	87.234
6	12:36.159	2:05.403	86.438

Race Classification

5 69 Ronnie SCOTT

Total Time **13:35.225** Avg Speed **79.836** Behind **59.066**
Best Time **2:13.214** Best Speed **81.370** On **2** Gp **a**

Lap	Elapsed Time	Lap Time	Lap Speed
1	2:21.253	2:21.253	77.070
2	4:34.467	2:13.214	81.370
3	6:49.614	2:15.147	80.206
4	9:03.404	2:13.790	81.020
5	11:21.353	2:17.949	78.577
6	13:35.225	2:13.872	80.970

2 86 Nigel MOORE

Total Time **12:49.951** Avg Speed **84.531** Behind **13.792**
Best Time **2:06.680** Best Speed **85.567** On **6** Gp **a**

Lap	Elapsed Time	Lap Time	Lap Speed
1	2:14.481	2:14.481	80.951
2	4:22.018	2:07.537	84.992
3	6:29.137	2:07.119	85.271
4	8:36.330	2:07.193	85.222
5	10:43.271	2:06.941	85.391
6	12:49.951	2:06.680	85.567

6 30 Melissa KENNEDY

Total Time **13:36.212** Avg Speed **79.740** Behind **1:00.053**
Best Time **2:14.634** Best Speed **80.512** On **4** Gp **a**

Lap	Elapsed Time	Lap Time	Lap Speed
1	2:18.498	2:18.498	78.603
2	4:33.753	2:15.255	80.142
3	6:48.642	2:14.889	80.359
4	9:03.276	2:14.634	80.512
5	11:20.969	2:17.693	78.723
6	13:36.212	2:15.243	80.149

3 33 Sam DUNLOP

Total Time **13:21.035** Avg Speed **81.250** Behind **44.876**
Best Time **2:10.977** Best Speed **82.760** On **2** Gp **a**

Lap	Elapsed Time	Lap Time	Lap Speed
1	2:22.893	2:22.893	76.186
2	4:33.870	2:10.977	82.760
3	6:44.954	2:11.084	82.692
4	8:56.515	2:11.561	82.392
5	11:08.426	2:11.911	82.174
6	13:21.035	2:12.609	81.741

4 34 Sean LEONARD

Total Time **13:27.665** Avg Speed **80.583** Behind **51.506**
Best Time **2:11.877** Best Speed **82.195** On **5** Gp **a**

Lap	Elapsed Time	Lap Time	Lap Speed
1	2:22.416	2:22.416	76.441
2	4:35.381	2:12.965	81.522
3	6:49.844	2:14.463	80.614
4	9:02.756	2:12.912	81.555
5	11:14.633	2:11.877	82.195
6	13:27.665	2:13.032	81.481

FERMANAGH & OMAGH DISTRICT COUNCIL ENNISKILLEN ROAD RACE

MOTO 3 (125cc GP) & LIGHTWEIGHT SUPERSPORT

Race 3 - Joey's Bar MCC Moto 3/Enniskillen Tyres Lightweight Supersport

Saturday, 30 June 2018

DETAILED RESULT



250cc GP

Race Classification

1 79 John McALLISTER

Total Time **14:00.914** Avg Speed **77.397** Behind

Best Time **2:18.120** Best Speed **78.480** On **6** Gp **b**

Lap	Elapsed Time	Lap Time	Lap Speed
1	2:26.733	2:26.733	74.192
2	4:45.133	2:18.400	78.321
3	7:03.608	2:18.475	78.278
4	9:22.884	2:19.276	77.828
5	11:42.794	2:19.910	77.476
6	14:00.914	2:18.120	78.480

FERMANAGH & OMAGH DISTRICT COUNCIL ENNISKILLEN ROAD RACE



MOTO 3 (125cc GP) & LIGHTWEIGHT SUPERSPORT

Race 3 - Joey's Bar MCC Moto 3/Enniskillen Tyres Lightweight Supersport

Saturday, 30 June 2018

DETAILED RESULT

Lightweight Supersport

Race Classification

1 28 Paul GARTLAND

Total Time **12:37.920** Avg Speed **85.872** Behind
Best Time **2:03.606** Best Speed **87.695** On **4** Gp **b**

Lap	Elapsed Time	Lap Time	Lap Speed
1	2:12.141	2:12.141	82.385
2	4:16.027	2:03.886	87.497
3	6:24.764	2:08.737	84.200
4	8:28.370	2:03.606	87.695
5	10:32.435	2:04.065	87.370
6	12:37.920	2:05.485	86.382

2 217 Enda TREARTY

Total Time **13:05.251** Avg Speed **82.884** Behind **27.331**
Best Time **2:08.083** Best Speed **84.629** On **6** Gp **b**

Lap	Elapsed Time	Lap Time	Lap Speed
1	2:14.396	2:14.396	81.002
2	4:24.036	2:09.640	83.613
3	6:35.296	2:11.260	82.581
4	8:44.872	2:09.576	83.654
5	10:57.168	2:12.296	81.934
6	13:05.251	2:08.083	84.629

3 32 Aaron BOYD

Total Time **13:08.575** Avg Speed **82.534** Behind **30.655**
Best Time **2:08.742** Best Speed **84.196** On **3** Gp **b**

Lap	Elapsed Time	Lap Time	Lap Speed
1	2:17.675	2:17.675	79.073
2	4:27.150	2:09.475	83.720
3	6:35.892	2:08.742	84.196
4	8:46.227	2:10.335	83.167
5	10:59.201	2:12.974	81.517
6	13:08.575	2:09.374	83.785

4 42 Brian LOUGHLIN

Total Time **13:11.021** Avg Speed **82.279** Behind **33.101**
Best Time **2:09.711** Best Speed **83.567** On **6** Gp **b**

Lap	Elapsed Time	Lap Time	Lap Speed
1	2:19.330	2:19.330	78.134
2	4:29.139	2:09.809	83.504
3	6:39.749	2:10.610	82.992
4	8:50.883	2:11.134	82.660
5	11:01.310	2:10.427	83.109
6	13:11.021	2:09.711	83.567

Lightweight Supersport

Race Classification

5 171 Dave WALSH

Total Time **13:12.362** Avg Speed **82.140** Behind **34.442**
Best Time **2:09.897** Best Speed **83.448** On **2** Gp **b**

Lap	Elapsed Time	Lap Time	Lap Speed
1	2:20.096	2:20.096	77.707
2	4:29.993	2:09.897	83.448
3	6:40.295	2:10.302	83.188
4	8:50.967	2:10.672	82.953
5	11:01.800	2:10.833	82.851
6	13:12.362	2:10.562	83.023

6 105 Darren DUNCAN

Total Time **13:52.206** Avg Speed **78.207** Behind **1:14.286**
Best Time **2:14.506** Best Speed **80.588** On **6** Gp **b**

Lap	Elapsed Time	Lap Time	Lap Speed
1	2:30.100	2:30.100	72.528
2	4:48.396	2:18.296	78.380
3	7:03.984	2:15.588	79.945
4	9:23.174	2:19.190	77.876
5	11:37.700	2:14.526	80.576
6	13:52.206	2:14.506	80.588

FERMANAGH & OMAGH DISTRICT COUNCIL ENNISKILLEN ROAD RACE



MOTO 3 (125cc GP) & LIGHTWEIGHT SUPERSPORT

Race 3 - Joey's Bar MCC Moto 3/Enniskillen Tyres Lightweight Supersport

LAP CHART

1

No	Name	Gp	Time of Day	Lap Time
75	Kevin FITZPATRICK	a	12:16:00.465	2:12.037
86	Nigel MOORE	a	12:16:02.909	2:14.481
30	Melissa KENNEDY	a	12:16:06.926	2:18.498
69	Ronnie SCOTT	a	12:16:09.681	2:21.253
34	Sean LEONARD	a	12:16:10.844	2:22.416
33	Sam DUNLOP	a	12:16:11.321	2:22.893
28	Paul GARTLAND	b	12:16:20.169	2:12.141
217	Enda TREARTY	b	12:16:22.424	2:14.396
32	Aaron BOYD	b	12:16:25.703	2:17.675
42	Brian LOUGHLIN	b	12:16:27.358	2:19.330
171	Dave WALSH	b	12:16:28.124	2:20.096
79	John McALLISTER	b	12:16:34.761	2:26.733
105	Darren DUNCAN	b	12:16:38.128	2:30.100

4

No	Name	Gp	Time of Day	Lap Time
75	Kevin FITZPATRICK	a	12:22:14.925	2:04.419
86	Nigel MOORE	a	12:22:24.758	2:07.193
28	Paul GARTLAND	b	12:22:36.398	2:03.606
33	Sam DUNLOP	a	12:22:44.943	2:11.561
34	Sean LEONARD	a	12:22:51.184	2:12.912
30	Melissa KENNEDY	a	12:22:51.704	2:14.634
69	Ronnie SCOTT	a	12:22:51.832	2:13.790
217	Enda TREARTY	b	12:22:52.900	2:09.576
32	Aaron BOYD	b	12:22:54.255	2:10.335
42	Brian LOUGHLIN	b	12:22:58.911	2:11.134
171	Dave WALSH	b	12:22:58.995	2:10.672
79	John McALLISTER	b	12:23:30.912	2:19.276
105	Darren DUNCAN	b	12:23:31.202	2:19.190

2

No	Name	Gp	Time of Day	Lap Time
75	Kevin FITZPATRICK	a	12:18:05.303	2:04.838
86	Nigel MOORE	a	12:18:10.446	2:07.537
30	Melissa KENNEDY	a	12:18:22.181	2:15.255
33	Sam DUNLOP	a	12:18:22.298	2:10.977
69	Ronnie SCOTT	a	12:18:22.895	2:13.214
34	Sean LEONARD	a	12:18:23.809	2:12.965
28	Paul GARTLAND	b	12:18:24.055	2:03.886
217	Enda TREARTY	b	12:18:32.064	2:09.640
32	Aaron BOYD	b	12:18:35.178	2:09.475
42	Brian LOUGHLIN	b	12:18:37.167	2:09.809
171	Dave WALSH	b	12:18:38.021	2:09.897
79	John McALLISTER	b	12:18:53.161	2:18.400
105	Darren DUNCAN	b	12:18:56.424	2:18.296

5

No	Name	Gp	Time of Day	Lap Time
75	Kevin FITZPATRICK	a	12:24:19.184	2:04.259
86	Nigel MOORE	a	12:24:31.699	2:06.941
28	Paul GARTLAND	b	12:24:40.463	2:04.065
33	Sam DUNLOP	a	12:24:56.854	2:11.911
34	Sean LEONARD	a	12:25:03.061	2:11.877
217	Enda TREARTY	b	12:25:05.196	2:12.296
32	Aaron BOYD	b	12:25:07.229	2:12.974
42	Brian LOUGHLIN	b	12:25:09.338	2:10.427
30	Melissa KENNEDY	a	12:25:09.397	2:17.693
69	Ronnie SCOTT	a	12:25:09.781	2:17.949
171	Dave WALSH	b	12:25:09.828	2:10.833
105	Darren DUNCAN	b	12:25:45.728	2:14.526
79	John McALLISTER	b	12:25:50.822	2:19.910

3

No	Name	Gp	Time of Day	Lap Time
75	Kevin FITZPATRICK	a	12:20:10.506	2:05.203
86	Nigel MOORE	a	12:20:17.565	2:07.119
28	Paul GARTLAND	b	12:20:32.792	2:08.737
33	Sam DUNLOP	a	12:20:33.382	2:11.084
30	Melissa KENNEDY	a	12:20:37.070	2:14.889
69	Ronnie SCOTT	a	12:20:38.042	2:15.147
34	Sean LEONARD	a	12:20:38.272	2:14.463
217	Enda TREARTY	b	12:20:43.324	2:11.260
32	Aaron BOYD	b	12:20:43.920	2:08.742
42	Brian LOUGHLIN	b	12:20:47.777	2:10.610
171	Dave WALSH	b	12:20:48.323	2:10.302
79	John McALLISTER	b	12:21:11.636	2:18.475
105	Darren DUNCAN	b	12:21:12.012	2:15.588

6

No	Name	Gp	Time of Day	Lap Time
75	Kevin FITZPATRICK	a	12:26:24.587	2:05.403
86	Nigel MOORE	a	12:26:38.379	2:06.680
28	Paul GARTLAND	b	12:26:45.948	2:05.485
33	Sam DUNLOP	a	12:27:09.463	2:12.609
217	Enda TREARTY	b	12:27:13.279	2:08.083
34	Sean LEONARD	a	12:27:16.093	2:13.032
32	Aaron BOYD	b	12:27:16.603	2:09.374
42	Brian LOUGHLIN	b	12:27:19.049	2:09.711
171	Dave WALSH	b	12:27:20.390	2:10.562
69	Ronnie SCOTT	a	12:27:23.653	2:13.872
30	Melissa KENNEDY	a	12:27:24.640	2:15.243
105	Darren DUNCAN	b	12:28:00.234	2:14.506
79	John McALLISTER	b	12:28:08.942	2:18.120