



Fermanagh & Omagh  
District Council  
Comhairle Ceantair  
Fhear Manach agus na hÓmaí



**Friday 29<sup>th</sup> & Saturday 30<sup>th</sup> June 2018**

**promoted by Enniskillen & District MCC**

<https://enniskillenroadraces.co.uk/>

<https://en-gb.facebook.com/Enniskillen100/>

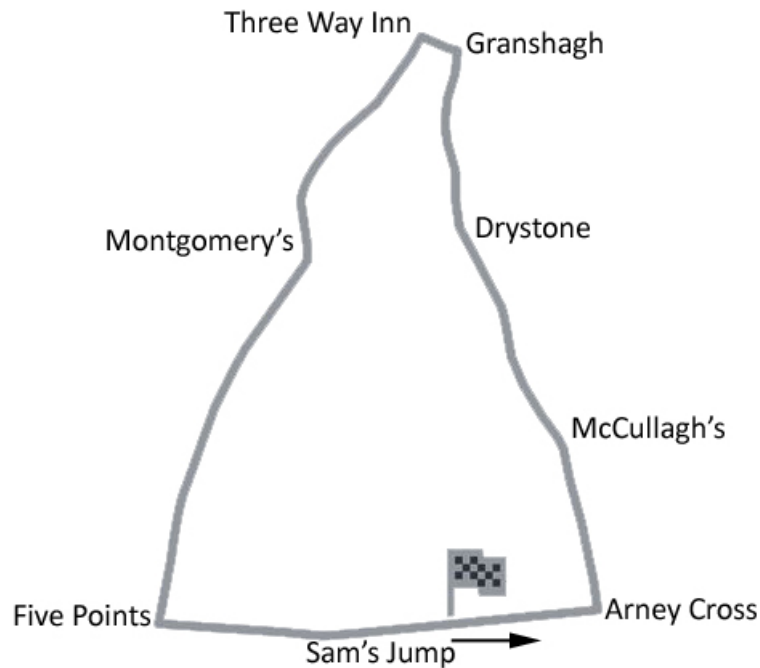
**VAUGHAN LAWNMOVER SERVICE  
& OLIVER WEIR  
JUNIOR CLASSIC**



**EURO** AUCTIONS

Auctioneers of Industrial Plant, Construction & Agricultural Equipment

# Arney Circuit 3.011 miles



## LAP RECORDS

Class	Rider	Machine	m s	mph	Year
125cc					
Moto 3					
250cc					
Lightweight Supersport					
Supermono					
Supertwin					
Supersport					
Superbike	all lap records to be established				
Senior Support					
Junior Support					
Classic 1000cc					
Classic 500cc					
Classic 350cc					
Classic 250cc					
Forgotten Era					

## MOST WINS AT ENNISKILLEN ROAD RACE (including Enniskillen 100 1929–52)

Joe O'Neill	6	1931-35 (350-4, General Handicap-2)
Gordon Burney	4	1929-30 (350-2, General Handicap-2)
J F Young	4	1932-33 (500-2, General Handicap-2)
Artie Bell	3	1937-39 (350-1, 500-1, General Handicap-1)

## MOST WINS AT ALL IRISH ROAD RACE MEETINGS (after North West 200 2018)

Ryan Farquhar	211	1995-16
Joey Dunlop	156	1971-00
Robert Dunlop	135	1980-08
William Dunlop	119	2005-17
Ray McCullough	109	1960-82
Phillip McCallen	109	1987-99
Michael Dunlop	102	2006-18
Brian Reid	78	1980-94
Darran Lindsay	74	1999-06
James Courtney	66	1992-99

# FERMANAGH & OMAGH DISTRICT COUNCIL ENNISKILLEN ROAD RACE



## CLASSIC 250cc / 350cc

### Qualifying

Friday, 29 June 2018

### Vaughan Lawnmower Services 250cc


Pos	Class	No	Name	Machine / Sponsor	Time	Best Lap		On	Total Laps
						Behind	Speed		
Qualifying Classification									
1	C250	12	Richard FORD	Suzuki 247 - Bob Jackson Racing	2:21.565		76.570	3	4
2	C250	87	Brian MATEER	Suzuki 250 - Abbey Tiles	2:21.623	0.058	76.538	2	5
3	C250	76	Philip SHAW	Suzuki 250	2:25.019	3.454	74.746	2	5
4	C250	43	Alex McVICKER	Honda 250 - John Ennis	2:46.573	25.008	65.074	4	4
5	C250	30	Robert WRIGHT	Honda 250	3:01.494	39.929	59.724	2	3
6	C250	69	Allen GIBSON	Honda 198	3:16.689	55.124	55.110	3	4
7	C250	34	Trevor STEWART	Honda 250 - TJR Racing	3:21.594	1:00.029	53.769	4	4

### Oliver Weir 350cc

Pos	Class	No	Name	Machine / Sponsor	Time	Best Lap		On	Total Laps
						Behind	Speed		
Qualifying Classification									
1	C350	40	Barry DAVIDSON	Honda 349 - Dempster Racing	2:15.567		79.958	2	5
2	C350	78	Ken PARKES	Honda 350	2:19.975	4.408	77.440	2	5
3	C350	14	Nigel MOORE	Honda 350	2:20.645	5.078	77.071	5	5
4	C350	63	Ian THOMPSON (R)	Honda 350 - MB	2:24.741	9.174	74.890	3	5
5	C350	77	Linton IRWIN	Honda 350	2:24.801	9.234	74.859	5	5
6	C350	51	Andy KILDEA	Honda 350	2:28.623	13.056	72.934	5	5
7	C350	2	Freddie STEWART	Honda 350	2:28.966	13.399	72.766	3	5
8	C350	4	Billy LYLE	Honda 350	2:33.790	18.223	70.483	1	2
9	C350	64	Paul McMAHON	Honda 350	2:36.669	21.102	69.188	2	5
10	C350	57	David CRAWFORD	Honda 350 - Leonard	2:37.404	21.837	68.865	4	4
11	C350	15	Dave BROUGH	Honda 350 - Albion Inn Racing	3:19.641	1:04.074	54.295	3	4

Provisional result to be confirmed by the Stewards of the Meeting subject to completion of technical inspections & the time limit for protests

Page 1 / 1

Circuit	<b>Arney</b>	Signed		Organising Club	<b>Enniskillen &amp; District MCC</b>
Length(miles)	<b>3.0110</b>	Lap 1 (3.0240)	Chief Timekeeper	Qualifying Started	<b>19:10</b>
Weather	<b>Sunny 27°C</b>	Issued At:	<b>19:30</b>		
Track	<b>Dry</b>				

# FERMANAGH & OMAGH DISTRICT COUNCIL ENNISKILLEN ROAD RACE



## CLASSIC 250cc / 350cc

### Qualifying

Friday, 29 June 2018

## DETAILED RESULT

### Qualifying Classification

Position

#### **1** 12 Richard FORD

C250 Behind

Best Time **2:21.565** Best Speed **76.570** On **3** Gp

Lap	Elapsed Time	Lap Time	Lap Speed
1	19:13:10.996	2:39.386	68.302
2	19:15:45.481	2:34.485	70.166
3	19:18:07.046	2:21.565	76.570
4	19:20:33.051	2:26.005	74.241

#### **2** 87 Brian MATEER

C250 Behind **0.058**

Best Time **2:21.623** Best Speed **76.538** On **2** Gp

Lap	Elapsed Time	Lap Time	Lap Speed
1	19:12:48.817	2:26.771	74.173
2	19:15:10.440	2:21.623	76.538
3	19:17:32.084	2:21.644	76.527
4	19:19:57.206	2:25.122	74.693
5	19:22:20.824	2:23.618	75.475

#### **3** 76 Philip SHAW

C250 Behind **3.454**

Best Time **2:25.019** Best Speed **74.746** On **2** Gp

Lap	Elapsed Time	Lap Time	Lap Speed
1	19:12:47.788	2:30.559	72.307
2	19:15:12.807	2:25.019	74.746
3	19:17:43.336	2:30.529	72.010
4	19:20:13.053	2:29.717	72.401
5	19:22:39.702	2:26.649	73.915

#### **4** 43 Alex McVICKER

C250 Behind **25.008**

Best Time **2:46.573** Best Speed **65.074** On **4** Gp

Lap	Elapsed Time	Lap Time	Lap Speed
1	19:13:30.351	2:57.734	61.251
2	19:16:19.571	2:49.220	64.056
3	19:19:07.879	2:48.308	64.403
4	19:21:54.452	2:46.573	65.074

#### **5** 30 Robert WRIGHT

C250 Behind **39.929**

Best Time **3:01.494** Best Speed **59.724** On **2** Gp

Lap	Elapsed Time	Lap Time	Lap Speed
1	19:13:50.104	3:12.256	56.625
2	19:16:51.598	3:01.494	59.724
3	19:19:54.506	3:02.908	59.263

### Qualifying Classification

Position

#### **6** 69 Allen GIBSON

C250 Behind **55.124**

Best Time **3:16.689** Best Speed **55.110** On **3** Gp

Lap	Elapsed Time	Lap Time	Lap Speed
1	19:14:25.381	3:33.323	51.032
2	19:17:46.368	3:20.987	53.932
3	19:21:03.057	3:16.689	55.110
4	19:24:23.755	3:20.698	54.010

#### **7** 34 Trevor STEWART

C250 Behind **1:00.029**

Best Time **3:21.594** Best Speed **53.769** On **4** Gp

Lap	Elapsed Time	Lap Time	Lap Speed
1	19:13:59.235	3:21.643	53.988
2	19:17:22.914	3:23.679	53.219
3	19:20:46.582	3:23.668	53.222
4	19:24:08.176	3:21.594	53.769

# FERMANAGH & OMAGH DISTRICT COUNCIL ENNISKILLEN ROAD RACE



CLASSIC 250cc / 350cc

Qualifying

Friday, 29 June 2018

DETAILED RESULT

## Qualifying Classification

Position

**1** **40 Barry DAVIDSON**  
C350 Behind **4.408**  
Best Time **2:15.567** Best Speed **79.958** On **2** Gp

Lap	Elapsed Time	Lap Time	Lap Speed
1	19:12:32.338	2:22.414	76.442
2	19:14:47.905	2:15.567	79.958
3	19:17:06.484	2:18.579	78.220
4	19:19:24.186	2:17.702	78.718
5	19:21:41.303	2:17.117	79.054

**2** **78 Ken PARKES**  
C350 Behind **4.408**  
Best Time **2:19.975** Best Speed **77.440** On **2** Gp

Lap	Elapsed Time	Lap Time	Lap Speed
1	19:12:33.071	2:24.919	75.121
2	19:14:53.046	2:19.975	77.440
3	19:17:16.605	2:23.559	75.506
4	19:19:38.987	2:22.382	76.130
5	19:21:59.573	2:20.586	77.103

**3** **14 Nigel MOORE**  
C350 Behind **5.078**  
Best Time **2:20.645** Best Speed **77.071** On **5** Gp

Lap	Elapsed Time	Lap Time	Lap Speed
1	19:13:05.733	2:33.441	70.948
2	19:15:29.034	2:23.301	75.642
3	19:17:55.892	2:26.858	73.810
4	19:20:20.275	2:24.383	75.075
5	19:22:40.920	2:20.645	77.071

**4** **63 Ian THOMPSON (R)**  
C350 Behind **9.174**  
Best Time **2:24.741** Best Speed **74.890** On **3** Gp

Lap	Elapsed Time	Lap Time	Lap Speed
1	19:12:44.130	2:27.485	73.814
2	19:15:10.710	2:26.580	73.950
3	19:17:35.451	2:24.741	74.890
4	19:20:02.542	2:27.091	73.693
5	19:22:29.749	2:27.207	73.635

## Qualifying Classification

Position

**5** **77 Linton IRWIN**  
C350 Behind **9.234**  
Best Time **2:24.801** Best Speed **74.859** On **5** Gp

Lap	Elapsed Time	Lap Time	Lap Speed
1	19:12:44.712	2:28.541	73.289
2	19:15:12.231	2:27.519	73.479
3	19:17:42.973	2:30.742	71.908
4	19:20:12.859	2:29.886	72.319
5	19:22:37.660	2:24.801	74.859

**6** **51 Andy KILDEA**  
C350 Behind **13.056**  
Best Time **2:28.623** Best Speed **72.934** On **5** Gp

Lap	Elapsed Time	Lap Time	Lap Speed
1	19:12:40.516	2:32.123	71.563
2	19:15:11.268	2:30.752	71.904
3	19:17:46.289	2:35.021	69.923
4	19:20:16.010	2:29.721	72.399
5	19:22:44.633	2:28.623	72.934

**7** **2 Freddie STEWART**  
C350 Behind **13.399**  
Best Time **2:28.966** Best Speed **72.766** On **3** Gp

Lap	Elapsed Time	Lap Time	Lap Speed
1	19:12:59.255	2:33.921	70.727
2	19:15:28.589	2:29.334	72.586
3	19:17:57.555	2:28.966	72.766
4	19:20:40.818	2:43.263	66.393
5	19:23:28.515	2:47.697	64.638

**8** **4 Billy LYLE**  
C350 Behind **18.223**  
Best Time **2:33.790** Best Speed **70.483** On **1** Gp

Lap	Elapsed Time	Lap Time	Lap Speed
1	19:12:55.800	2:33.790	70.787
2	19:15:32.155	2:36.355	69.327

**9** **64 Paul McMAHON**  
C350 Behind **21.102**  
Best Time **2:36.669** Best Speed **69.188** On **2** Gp

Lap	Elapsed Time	Lap Time	Lap Speed
1	19:13:08.639	2:39.089	68.430
2	19:15:45.308	2:36.669	69.188
3	19:18:22.098	2:36.790	69.135
4	19:20:59.399	2:37.301	68.910
5	19:23:37.249	2:37.850	68.670

# FERMANAGH & OMAGH DISTRICT COUNCIL ENNISKILLEN ROAD RACE

CLASSIC 250cc / 350cc

Qualifying

Friday, 29 June 2018

DETAILED RESULT



## Qualifying Classification

Position

**10** 57 David CRAWFORD

C350 Behind 21.837

Best Time 2:37.404 Best Speed 68.865 On 4 Gp

Lap	Elapsed Time	Lap Time	Lap Speed
1	19:13:41.015	3:02.701	59.586
2	19:16:23.733	2:42.718	66.616
3	19:19:07.922	2:44.189	66.019
4	19:21:45.326	2:37.404	68.865

**11** 15 Dave BROUGH

C350 Behind 1:04.074

Best Time 3:19.641 Best Speed 54.295 On 3 Gp

Lap	Elapsed Time	Lap Time	Lap Speed
1	19:14:23.682	3:26.189	52.798
2	19:17:47.127	3:23.445	53.280
3	19:21:06.768	3:19.641	54.295
4	19:24:26.991	3:20.223	54.138

**FERMANAGH AND OMAGH DISTRICT COUNCIL**

**ENNISKILLEN ROAD RACE**

**LIGHTWEIGHT SUPERSPORT & 250cc GP**

**Arney 3.011 miles**

**R8: Enniskillen Tyre Centre Lightweight Supersport**

**30/06/2018 14:30**

**Race (6 Laps)**


<b>32</b>
C
<b>217</b>
C

<b>171</b>
B
<b>42</b>
B

<b>79</b>
A
<b>49</b>
A
<b>28</b>
A

**3**  
**2**  
**1**

POLE POSITION



Promoted by Enniskillen and District Motor Cycle Club

Orbits

Provisional result to be confirmed by the Stewards of the Meeting subject to the completion of technical inspections and the time limit for protests  
MCUI (Ulster Centre) Timing @ www.elaps-timing.com



# FERMANAGH & OMAGH DISTRICT COUNCIL ENNISKILLEN ROAD RACE



## CLASSIC 250cc / 350cc

### Race 6 - Vaughan Lawnmower Services/Oliver Weir Junior Classic

Saturday, 30 June 2018

#### Vaughan Lawnmower Services 250cc

Pos	Class	No	Name	Machine / Sponsor	Gp	Lap	Total Time	Behind	Speed	-----Best Lap-----		
										Time	Speed	On
1	C250	87	Brian MATEER	Suzuki 250 - Abbey Tiles	a	6	14:01.521		77.341	2:17.463	78.855	2
2	C250	76	Philip SHAW	Suzuki 250	a	6	14:34.747	33.226	74.404	2:23.084	75.757	5
3	C250	43	Alex McVICKER	Honda 250 - John Ennis	b	5	13:34.590	1 Lap	66.592	2:39.707	67.872	5
4	C250	69	Allen GIBSON	Honda 198	b	5	15:57.880	2:23.290	56.630	3:07.376	57.849	4
5	C250	34	Trevor STEWART	Honda 250 - TJR Racing	b	5	15:59.065	2:24.475	56.560	3:04.521	58.745	5

#### Fastest Lap

C250	87	Brian MATEER	Suzuki 250 - Abbey Tiles	2:17.463	78.855	2
------	----	--------------	--------------------------	----------	--------	---

#### Not Classified

DNF	C250	30	Robert WRIGHT	Honda 250	b	4	12:22.198		58.482	3:00.983	59.893	2
DNF	C250	12	Richard FORD	Suzuki 247 - Bob Jackson Racing	a	3	7:30.569		72.277	2:19.182	77.881	2

Fastest lap established lap record

#### Oliver Weir 350cc

Pos	Class	No	Name	Machine / Sponsor	Gp	Lap	Total Time	Behind	Speed	-----Best Lap-----		
										Time	Speed	On
1	C350	40	Barry DAVIDSON	Honda 349 - Dempster Racing	a	6	13:40.224		79.350	2:13.824	80.999	5
2	C350	14	Nigel MOORE	Honda 350	a	6	14:06.337	26.113	76.901	2:17.993	78.552	6
3	C350	78	Ken PARKES	Honda 350	a	6	14:10.995	30.771	76.480	2:18.505	78.261	6
4	C350	77	Linton IRWIN	Honda 350	a	6	14:29.984	49.760	74.811	2:21.118	76.812	2
5	C350	63	Ian THOMPSON (R)	Honda 350 - MB	a	6	14:36.462	56.238	74.258	2:21.034	76.858	3
6	C350	51	Andy KILDEA	Honda 350	a	6	14:45.754	1:05.530	73.479	2:25.431	74.534	6
7	C350	2	Freddie STEWART	Honda 350	b	6	14:54.768	1:14.544	72.739	2:26.474	74.004	6
8	C350	57	David CRAWFORD	Honda 350 - Leonard	b	5	13:34.178	1 Lap	66.625	2:40.252	67.641	5
9	C350	15	Dave BROUGH	Honda 350 - Albion Inn Racing	b	5	16:14.341	2:40.163	55.673	3:09.662	57.152	4

#### Fastest Lap


C350	40	Barry DAVIDSON	Honda 349 - Dempster Racing	2:13.824	80.999	5
------	----	----------------	-----------------------------	----------	--------	---

#### Not Classified

DNF	C350	4	Billy LYLE	Honda 350	b	3	8:02.319		67.519	2:32.707	70.983	2
DNF	C350	64	Paul McMAHON	Honda 350	b	2	5:14.043		69.182	2:33.418	70.654	2

Fastest lap established lap record

Provisional result to be confirmed by the Stewards of the Meeting subject to completion of technical inspections & the time limit for protests

Circuit	<b>Arney</b>	Signed		Organising Club	<b>Enniskillen &amp; District MCC</b>
Length(miles)	<b>3.0110</b> Lap 1 (3.0240)	Chief Timekeeper		Race Started	<b>13:51</b>
Weather	<b>Sunny 24°C</b>	Issued At:	<b>14:11</b>	<b>Gp Time Diff - b 21.91</b>	
Track	<b>Dry</b>				



# FERMANAGH & OMAGH DISTRICT COUNCIL ENNISKILLEN ROAD RACE



## CLASSIC 250cc / 350cc

### Race 6 - Vaughan Lawnmower Services/Oliver Weir Junior Classic

Saturday, 30 June 2018

## DETAILED RESULT

Oliver Weir 350cc

### Race Classification

#### **1** 40 Barry DAVIDSON

Total Time **13:40.224** Avg Speed **79.350** Behind  
Best Time **2:13.824** Best Speed **80.999** On **5** Gp **a**

Lap	Elapsed Time	Lap Time	Lap Speed
1	2:18.133	2:18.133	78.811
2	4:32.673	2:14.540	80.568
3	6:49.603	2:16.930	79.162
4	9:05.741	2:16.138	79.622
5	11:19.565	2:13.824	80.999
6	13:40.224	2:20.659	77.063

#### **2** 14 Nigel MOORE

Total Time **14:06.337** Avg Speed **76.901** Behind **26.113**  
Best Time **2:17.993** Best Speed **78.552** On **6** Gp **a**

Lap	Elapsed Time	Lap Time	Lap Speed
1	2:26.297	2:26.297	74.413
2	4:45.824	2:19.527	77.688
3	7:06.208	2:20.384	77.214
4	9:29.673	2:23.465	75.556
5	11:48.344	2:18.671	78.168
6	14:06.337	2:17.993	78.552

#### **3** 78 Ken PARKES

Total Time **14:10.995** Avg Speed **76.480** Behind **30.771**  
Best Time **2:18.505** Best Speed **78.261** On **6** Gp **a**

Lap	Elapsed Time	Lap Time	Lap Speed
1	2:29.895	2:29.895	72.627
2	4:50.333	2:20.438	77.184
3	7:10.838	2:20.505	77.147
4	9:33.589	2:22.751	75.934
5	11:52.490	2:18.901	78.038
6	14:10.995	2:18.505	78.261

#### **4** 77 Linton IRWIN

Total Time **14:29.984** Avg Speed **74.811** Behind **49.760**  
Best Time **2:21.118** Best Speed **76.812** On **2** Gp **a**

Lap	Elapsed Time	Lap Time	Lap Speed
1	2:29.828	2:29.828	72.659
2	4:50.946	2:21.118	76.812
3	7:13.952	2:23.006	75.798
4	9:44.425	2:30.473	72.037
5	12:07.793	2:23.368	75.607
6	14:29.984	2:22.191	76.233

Oliver Weir 350cc

### Race Classification

#### **5** 63 Ian THOMPSON (R)

Total Time **14:36.462** Avg Speed **74.258** Behind **56.238**  
Best Time **2:21.034** Best Speed **76.858** On **3** Gp **a**

Lap	Elapsed Time	Lap Time	Lap Speed
1	2:29.393	2:29.393	72.871
2	4:53.449	2:24.056	75.246
3	7:14.483	2:21.034	76.858
4	9:44.397	2:29.914	72.305
5	12:11.903	2:27.506	73.486
6	14:36.462	2:24.559	74.984

#### **6** 51 Andy KILDEA

Total Time **14:45.754** Avg Speed **73.479** Behind **1:05.530**  
Best Time **2:25.431** Best Speed **74.534** On **6** Gp **a**

Lap	Elapsed Time	Lap Time	Lap Speed
1	2:33.946	2:33.946	70.716
2	5:00.563	2:26.617	73.931
3	7:26.621	2:26.058	74.214
4	9:53.179	2:26.558	73.961
5	12:20.323	2:27.144	73.667
6	14:45.754	2:25.431	74.534

#### **7** 2 Freddie STEWART

Total Time **14:54.768** Avg Speed **72.739** Behind **1:14.544**  
Best Time **2:26.474** Best Speed **74.004** On **6** Gp **b**

Lap	Elapsed Time	Lap Time	Lap Speed
1	2:33.814	2:33.814	70.776
2	5:01.731	2:27.917	73.282
3	7:30.167	2:28.436	73.025
4	9:57.515	2:27.348	73.565
5	12:28.294	2:30.779	71.891
6	14:54.768	2:26.474	74.004

#### **8** 57 David CRAWFORD

Total Time **13:34.178** Avg Speed **66.625** Behind **1 Lap**  
Best Time **2:40.252** Best Speed **67.641** On **5** Gp **b**

Lap	Elapsed Time	Lap Time	Lap Speed
1	2:49.356	2:49.356	64.281
2	5:31.668	2:42.312	66.782
3	8:12.971	2:41.303	67.200
4	10:53.926	2:40.955	67.346
5	13:34.178	2:40.252	67.641

# FERMANAGH & OMAGH DISTRICT COUNCIL ENNISKILLEN ROAD RACE

CLASSIC 250cc / 350cc

Race 6 - Vaughan Lawnmower Services/Oliver Weir Junior Classic

Saturday, 30 June 2018

## DETAILED RESULT



Oliver Weir 350cc

### Race Classification

**9** 15 Dave BROUGH

Total Time **16:14.341** Avg Speed **55.673** Behind **2:40.163**

Best Time **3:09.662** Best Speed **57.152** On **4** Gp **b**

Lap	Elapsed Time	Lap Time	Lap Speed
1	3:25.059	3:25.059	53.089
2	6:38.626	3:13.567	55.999
3	9:49.845	3:11.219	56.687
4	12:59.507	3:09.662	57.152
5	16:14.341	3:14.834	55.635

### Not Classified

**DNF** 4 Billy LYLE

Total Time **8:02.319** Avg Speed **67.519** Behind

Best Time **2:32.707** Best Speed **70.983** On **2** Gp **b**

Lap	Elapsed Time	Lap Time	Lap Speed
1	2:42.454	2:42.454	67.012
2	5:15.161	2:32.707	70.983
3	8:02.319	2:47.158	64.846

**DNF** 64 Paul McMAHON

Total Time **5:14.043** Avg Speed **69.182** Behind

Best Time **2:33.418** Best Speed **70.654** On **2** Gp **b**

Lap	Elapsed Time	Lap Time	Lap Speed
1	2:40.625	2:40.625	67.775
2	5:14.043	2:33.418	70.654

# FERMANAGH & OMAGH DISTRICT COUNCIL ENNISKILLEN ROAD RACE



## CLASSIC 250cc / 350cc

### Race 6 - Vaughan Lawnmower Services/Oliver Weir Junior Classic

Saturday, 30 June 2018

## DETAILED RESULT

### Vaughan Lawnmower Services 250cc

#### Race Classification

#### **1** 87 Brian MATEER

Total Time **14:01.521** Avg Speed **77.341** Behind  
 Best Time **2:17.463** Best Speed **78.855** On **2** Gp **a**

Lap	Elapsed Time	Lap Time	Lap Speed
1	2:24.143	2:24.143	75.525
2	4:41.606	2:17.463	78.855
3	7:00.348	2:18.742	78.128
4	9:22.379	2:22.031	76.319
5	11:42.423	2:20.044	77.401
6	14:01.521	2:19.098	77.928

#### **2** 76 Philip SHAW

Total Time **14:34.747** Avg Speed **74.404** Behind **33.226**  
 Best Time **2:23.084** Best Speed **75.757** On **5** Gp **a**

Lap	Elapsed Time	Lap Time	Lap Speed
1	2:33.558	2:33.558	70.894
2	4:56.919	2:23.361	75.611
3	7:21.934	2:25.015	74.748
4	9:48.574	2:26.640	73.920
5	12:11.658	2:23.084	75.757
6	14:34.747	2:23.089	75.754

#### **3** 43 Alex McVICKER

Total Time **13:34.590** Avg Speed **66.592** Behind **1 Lap**  
 Best Time **2:39.707** Best Speed **67.872** On **5** Gp **b**

Lap	Elapsed Time	Lap Time	Lap Speed
1	2:50.938	2:50.938	63.686
2	5:32.265	2:41.327	67.190
3	8:14.518	2:42.253	66.807
4	10:54.883	2:40.365	67.593
5	13:34.590	2:39.707	67.872

#### **4** 69 Allen GIBSON

Total Time **15:57.880** Avg Speed **56.630** Behind **2:23.290**  
 Best Time **3:07.376** Best Speed **57.849** On **4** Gp **b**

Lap	Elapsed Time	Lap Time	Lap Speed
1	3:22.378	3:22.378	53.792
2	6:34.817	3:12.439	56.327
3	9:43.045	3:08.228	57.588
4	12:50.421	3:07.376	57.849
5	15:57.880	3:07.459	57.824

### Vaughan Lawnmower Services 250cc

#### Race Classification

#### **5** 34 Trevor STEWART

Total Time **15:59.065** Avg Speed **56.560** Behind **2:24.475**  
 Best Time **3:04.521** Best Speed **58.745** On **5** Gp **b**

Lap	Elapsed Time	Lap Time	Lap Speed
1	3:20.948	3:20.948	54.175
2	6:34.872	3:13.924	55.896
3	9:44.716	3:09.844	57.097
4	12:54.544	3:09.828	57.102
5	15:59.065	3:04.521	58.745

#### Not Classified

#### **DNF** 30 Robert WRIGHT

Total Time **12:22.198** Avg Speed **58.482** Behind  
 Best Time **3:00.983** Best Speed **59.893** On **2** Gp **b**

Lap	Elapsed Time	Lap Time	Lap Speed
1	3:15.669	3:15.669	55.637
2	6:16.652	3:00.983	59.893
3	9:18.800	3:02.148	59.510
4	12:22.198	3:03.398	59.104

#### **DNF** 12 Richard FORD

Total Time **7:30.569** Avg Speed **72.277** Behind  
 Best Time **2:19.182** Best Speed **77.881** On **2** Gp **a**

Lap	Elapsed Time	Lap Time	Lap Speed
1	2:26.506	2:26.506	74.307
2	4:45.688	2:19.182	77.881
3	7:30.569	2:44.881	65.742

# FERMANAGH & OMAGH DISTRICT COUNCIL ENNISKILLEN ROAD RACE



## CLASSIC 250cc / 350cc

### Race 6 - Vaughan Lawnmower Services/Oliver Weir Junior Classic

## LAP CHART

1					3					5				
No	Name	Gp	Time of Day	Lap Time	No	Name	Gp	Time of Day	Lap Time	No	Name	Gp	Time of Day	Lap Time
40	Barry DAVIDSON	a	13:53:50.508	2:18.133	40	Barry DAVIDSON	a	13:58:21.978	2:16.930	40	Barry DAVIDSON	a	14:02:51.940	2:13.824
87	Brian MATEER	a	13:53:56.518	2:24.143	87	Brian MATEER	a	13:58:32.723	2:18.742	87	Brian MATEER	a	14:03:14.798	2:20.044
14	Nigel MOORE	a	13:53:58.672	2:26.297	14	Nigel MOORE	a	13:58:38.583	2:20.384	14	Nigel MOORE	a	14:03:20.719	2:18.671
12	Richard FORD	a	13:53:58.881	2:26.506	78	Ken PARKES	a	13:58:43.213	2:20.505	78	Ken PARKES	a	14:03:24.865	2:18.901
63	Ian THOMPSON (R)	a	13:54:01.768	2:29.393	77	Linton IRWIN	a	13:58:46.327	2:23.006	77	Linton IRWIN	a	14:03:40.168	2:23.368
77	Linton IRWIN	a	13:54:02.203	2:29.828	63	Ian THOMPSON (R)	a	13:58:46.858	2:21.034	76	Philip SHAW	a	14:03:44.033	2:23.084
78	Ken PARKES	a	13:54:02.270	2:29.895	76	Philip SHAW	a	13:58:54.309	2:25.015	63	Ian THOMPSON (R)	a	14:03:44.278	2:27.506
76	Philip SHAW	a	13:54:05.933	2:33.558	51	Andy KILDEA	a	13:58:58.996	2:26.058	51	Andy KILDEA	a	14:03:52.698	2:27.144
51	Andy KILDEA	a	13:54:06.321	2:33.946	12	Richard FORD	a	13:59:02.944	2:44.881	2	Freddie STEWART	b	14:04:22.579	2:30.779
2	Freddie STEWART	b	13:54:28.099	2:33.814	2	Freddie STEWART	b	13:59:24.452	2:28.436	57	David CRAWFORD	b	14:05:28.463	2:40.252
64	Paul McMAHON	b	13:54:34.910	2:40.625	4	Billy LYLE	b	13:59:56.604	2:47.158	43	Alex McVICKER	b	14:05:28.875	2:39.707
4	Billy LYLE	b	13:54:36.739	2:42.454	57	David CRAWFORD	b	14:00:07.256	2:41.303	69	Allen GIBSON	b	14:07:52.165	3:07.459
57	David CRAWFORD	b	13:54:43.641	2:49.356	43	Alex McVICKER	b	14:00:08.803	2:42.253	34	Trevor STEWART	b	14:07:53.350	3:04.521
43	Alex McVICKER	b	13:54:45.223	2:50.938	30	Robert WRIGHT	b	14:01:13.085	3:02.148	15	Dave BROUGH	b	14:08:08.626	3:14.834
30	Robert WRIGHT	b	13:55:09.954	3:15.669	69	Allen GIBSON	b	14:01:37.330	3:08.228					
34	Trevor STEWART	b	13:55:15.233	3:20.948	34	Trevor STEWART	b	14:01:39.001	3:09.844					
69	Allen GIBSON	b	13:55:16.663	3:22.378	15	Dave BROUGH	b	14:01:44.130	3:11.219					
15	Dave BROUGH	b	13:55:19.344	3:25.059										

2					4					6				
No	Name	Gp	Time of Day	Lap Time	No	Name	Gp	Time of Day	Lap Time	No	Name	Gp	Time of Day	Lap Time
40	Barry DAVIDSON	a	13:56:05.048	2:14.540	40	Barry DAVIDSON	a	14:00:38.116	2:16.138	40	Barry DAVIDSON	a	14:05:12.599	2:20.659
87	Brian MATEER	a	13:56:13.981	2:17.463	87	Brian MATEER	a	14:00:54.754	2:22.031	87	Brian MATEER	a	14:05:33.896	2:19.098
12	Richard FORD	a	13:56:18.063	2:19.182	14	Nigel MOORE	a	14:01:02.048	2:23.465	14	Nigel MOORE	a	14:05:38.712	2:17.993
14	Nigel MOORE	a	13:56:18.199	2:19.527	78	Ken PARKES	a	14:01:05.964	2:22.751	78	Ken PARKES	a	14:05:43.370	2:18.505
78	Ken PARKES	a	13:56:22.708	2:20.438	78	Ken PARKES	a	14:01:05.964	2:22.751	77	Linton IRWIN	a	14:06:02.359	2:22.191
77	Linton IRWIN	a	13:56:23.321	2:21.118	63	Ian THOMPSON (R)	a	14:01:16.772	2:29.914	76	Philip SHAW	a	14:06:07.122	2:23.089
63	Ian THOMPSON (R)	a	13:56:25.824	2:24.056	77	Linton IRWIN	a	14:01:16.800	2:30.473	63	Ian THOMPSON (R)	a	14:06:08.837	2:24.559
76	Philip SHAW	a	13:56:29.294	2:23.361	77	Linton IRWIN	a	14:01:16.800	2:30.473	51	Andy KILDEA	a	14:06:18.129	2:25.431
51	Andy KILDEA	a	13:56:32.938	2:26.617	76	Philip SHAW	a	14:01:20.949	2:26.640	2	Freddie STEWART	b	14:06:49.053	2:26.474
2	Freddie STEWART	b	13:56:56.016	2:27.917	51	Andy KILDEA	a	14:01:25.554	2:26.558					
64	Paul McMAHON	b	13:57:08.328	2:33.418	2	Freddie STEWART	b	14:01:51.800	2:27.348					
4	Billy LYLE	b	13:57:09.446	2:32.707	57	David CRAWFORD	b	14:02:48.211	2:40.955					
57	David CRAWFORD	b	13:57:25.953	2:42.312	43	Alex McVICKER	b	14:02:49.168	2:40.365					
43	Alex McVICKER	b	13:57:26.550	2:41.327	30	Robert WRIGHT	b	14:04:16.483	3:03.398					
30	Robert WRIGHT	b	13:58:10.937	3:00.983	69	Allen GIBSON	b	14:04:44.706	3:07.376					
69	Allen GIBSON	b	13:58:29.102	3:12.439	34	Trevor STEWART	b	14:04:48.829	3:09.828					
34	Trevor STEWART	b	13:58:29.157	3:13.924	15	Dave BROUGH	b	14:04:53.792	3:09.662					
15	Dave BROUGH	b	13:58:32.911	3:13.567										