



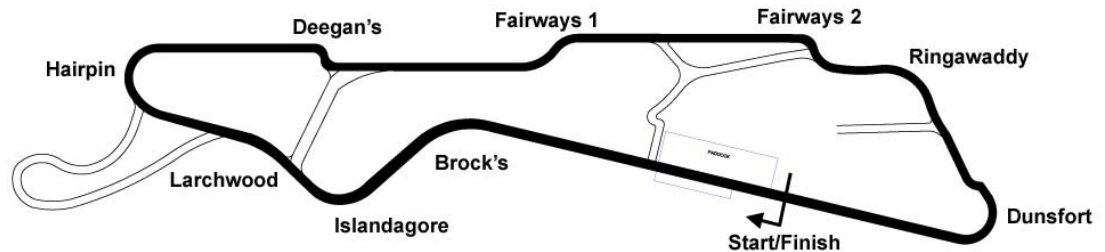
**at Bishopscourt
Saturday 31st March 2018**

**promoted by
Motor Cycle Road Racing Club of Ireland
www.mcrrci.co.uk**

**SUPERSPORT CUP
&
SUPERBIKE CUP
&
FORMULA ONE ERA SUPEBIKE**



Bishopscourt National Circuit 1.824 miles



LAP RECORDS

Class	Rider	Machine	m	s	mph	Date
Young Guns Challenge	Aaron Clifford	Aprilia 125	1	22.864	79.243	20-07-13
Junior Cup	Sam Laffins	KTM 390	1	20.487	81.583	08-07-17
125cc GP	Nigel Percy	Honda	1	13.913	88.840	21-10-07
Moto 3	Richard Kerr	KTM 250	1	13.640	89.169	22-10-16
250cc GP	Mark Hanna	Honda	1	11.963	91.247	16-10-10
Lightweight Supersport	Kirk Dickey	Kawasaki 400	1	15.427	87.056	18-04-15
Production Twin	Eunan McGlinchey	Suzuki 650	1	12.117	91.052	20-08-17
SuperTwin	Glenn Irwin	Kawasaki 650	1	11.293	92.104	25-10-14
Pre-Injection	Steven Titterington	Yamaha 600	1	11.917	91.305	19-09-15
Supersport	Glenn Irwin	Kawasaki	1	07.474	97.317	25-10-14
Supersport Cup	Eunan McGlinchey	Suzuki	1	09.259	94.809	17-09-17
Superbike	Christian Iddon	BMW	1	05.223	100.676	22-10-16
Superbike Cup	Richard Rea	Honda	1	10.095	93.679	13-06-09
Formula One Era Superbike	Chris Campbell	Kawasaki 750	1	12.112	91.058	17-09-16
Classic 250cc	Brian Mateer	Suzuki	1	27.365	75.161	15-04-17
Classic 350cc	James Conroy	Honda	1	23.114	79.005	15-04-17
Classic 500cc	Alex Conroy	Honda	1	24.275	77.916	19-04-14
Classic 1000cc	Brian Rapple	Weslake 850	1	24.839	77.398	23-08-08
Forgotten Era 250cc	Barry Davidson	Yamaha	1	18.628	83.512	15-04-17
Forgotten Era 350cc	Gareth Keys	Yamaha	1	18.188	83.982	20-10-17

41st ENKALON TROPHY RACES

AJ PLUMBING ULSTER SBK R1 - Bishopscourt

Sorted on best lap time

SUPERBIKE CUP & AVON TYRES F1 ERA SUPERBIKE

Bishopscourt National 1.824 miles

Superbike Cup Qualifying

31/03/2018 09:22

Practice started at 9:34:40

Pos	Class	No.	Name	T	Machine	Team/Sponsor	Best Tm	Diff	Gap	Best Speed	In Lap	Laps	2nd Best
F1era													
1	F1era	59	Darryl TWEED		Yamaha 750		1:15.771			86.661	8	8	1:16.419
2	F1era	190	James CUNNINGHAM		Suzuki 1000		1:21.709	5.938	5.938	80.363	8	9	1:21.829
3	F1era	10	George THOMPSON		Suzuki 750		1:24.553	8.782	2.844	77.660	5	8	1:25.124
USBKcup													
1	USBKcup	199	Barry GRAHAM		Kawasaki		1:16.885			85.405	8	9	1:17.901
2	USBKcup	108	Graeme SMALLWOODS		Honda		1:17.482	0.597	0.597	84.747	8	8	1:18.184
3	USBKcup	16	Chris CAMPBELL		Kawasaki	Team Rash	1:18.075	1.190	0.593	84.104	4	7	1:18.100
4	USBKcup	60	Dean O'GRADY		Honda		1:18.191	1.306	0.116	83.979	9	9	1:19.857
5	USBKcup	17	Stephen MAGILL		Suzuki	SM Autotune	1:18.619	1.734	0.428	83.522	8	8	1:20.692
6	USBKcup	77	Andrew IRVINE		Kawasaki		1:20.069	3.184	1.450	82.009	8	8	1:20.443
7	USBKcup	129	Gareth MACKEY		Kawasaki 600	MSM Contracts	1:21.713	4.828	1.644	80.359	6	6	1:22.592
8	USBKcup	127	Andy DONALD		Kawasaki 600		1:22.543	5.658	0.830	79.551	8	9	1:22.659
9	USBKcup	103	Richard DUNCAN		Yamaha 600		1:22.559	5.674	0.016	79.536	7	9	1:22.809
10	USBKcup	177	Angus MEARNS		Yamaha 600		1:22.872	5.987	0.313	79.235	6	8	1:23.945
11	USBKcup	270	Stephen MONTGOMERY		Kawasaki	SM Electrical	1:22.937	6.052	0.065	79.173	6	7	1:23.894
12	USBKcup	34	Aaron UPRICHARD		Yamaha	paydayloans.com	1:23.090	6.205	0.153	79.028	8	8	1:23.360
13	USBKcup	87	Trevor MATTHEWSON		Suzuki	Strangford Holiday Park	1:23.259	6.374	0.169	78.867	6	7	1:24.102
14	USBKcup	343	David ROBINSON		Suzuki 750		1:25.084	8.199	1.825	77.175	7	8	1:25.159
15	USBKcup	66	Adam O'BOYLE		Yamaha	R T & E Racing	1:25.271	8.386	0.187	77.006	5	8	1:25.382
16	USBKcup	64	Matthew BYRNE		Suzuki	unionjackshop.co.uk	1:25.605	8.720	0.334	76.706	8	8	1:25.779

Announcements

No 177 - TRANSPONDER NOT DETECTED

Weather: Cloudy / Track: Dry

Promoted by Motorcycle Road Racing Club of Ireland

Orbits

Provisional result to be confirmed by the Stewards of the Meeting subject to the completion of technical inspections and the time limit for protests

MCUI (Ulster Centre) Timing @ www.elaps-timing.com



Printed: 31/03/2018 09:51:42

41st ENKALON TROPHY RACES

AJ PLUMBING ULSTER SBK R1 - Bishopscourt

SUPERBIKE CUP & AVON TYRES F1 ERA SUPERBIKE

Bishopscourt National 1.824 miles

Superbike Cup Qualifying

31/03/2018 09:22

Practice started at 9:34:40

(59) Darryl TWEED			8	1:19.857	+1.666	7	1:23.538	+0.995	5	1:24.389	+1.130
1			9	1:18.191		8	1:22.543		6	1:23.259	
2	1:19.140	+3.369	(17) Stephen MAGILL			9	1:23.275	+0.732	7	1:24.102	+0.843
3	1:19.381	+3.610	1			(103) Richard DUNCAN			(10) George THOMPSON		
4	1:18.281	+2.510	2	1:27.603	+8.984	1			1		
5	1:16.419	+0.648	3	1:22.825	+4.206	2	1:28.034	+5.475	2	1:32.935	+8.382
6	1:17.822	+2.051	4	1:20.852	+2.233	3	1:24.589	+2.030	3	1:28.434	+3.881
7	1:16.851	+1.080	5	1:20.692	+2.073	4	1:24.335	+1.776	4	1:28.047	+3.494
8	1:15.771		6	1:21.302	+2.683	5	1:23.748	+1.189	5	1:24.553	
(199) Barry GRAHAM			7	1:21.363	+2.744	6	1:24.113	+1.554	6	1:26.137	+1.584
1			8	1:18.619		7	1:22.559		7	1:25.476	+0.923
2	1:27.632	+10.747	(77) Andrew IRVINE			8	1:23.078	+0.519	8	1:25.124	+0.571
3	1:20.939	+4.054	1			9	1:22.809	+0.250	(343) David ROBINSON		
4	1:18.589	+1.704	2	1:21.796	+1.727	(177) Angus MEARNS			1		
5	1:18.501	+1.616	3	1:20.860	+0.791	1			2	1:31.848	+6.764
6	1:29.037	+12.152	4	1:21.027	+0.958	2	1:34.038	+11.166	3	1:27.820	+2.736
7	1:17.904	+1.019	5	1:20.715	+0.646	3	1:30.758	+7.886	4	1:25.842	+0.758
8	1:16.885		6	1:20.443	+0.374	4	1:26.522	+3.650	5	1:25.262	+0.178
9	1:17.901	+1.016	7	1:21.224	+1.155	5	1:25.572	+2.700	6	1:26.416	+1.332
(108) Graeme SMALLWOODS			8	1:20.069		6	1:22.872		7	1:25.084	
1			(190) James CUNNINGHAM			7	1:23.958	+1.086	8	1:25.159	+0.075
2	1:27.160	+9.678	1			8	1:23.945	+1.073	(66) Adam O'BOYLE		
3	1:21.354	+3.872	2	1:29.759	+8.050	(270) Stephen MONTGOMERY			1		
4	2:16.489	+59.007	3	1:24.849	+3.140	1			2	1:27.185	+1.914
5	1:21.161	+3.679	4	1:24.228	+2.519	2	1:29.369	+6.432	3	1:25.480	+0.209
6	1:19.683	+2.201	5	1:25.326	+3.617	3	1:27.269	+4.332	4	1:25.644	+0.373
7	1:18.184	+0.702	6	1:22.340	+0.631	4	1:23.894	+0.957	5	1:25.271	
8	1:17.482		7	1:21.829	+0.120	5	1:24.221	+1.284	6	1:26.649	+1.378
(16) Chris CAMPBELL			8	1:21.709		6	1:22.937		7	1:25.572	+0.301
1			9	1:21.885	+0.176	7	1:24.119	+1.182	8	1:25.382	+0.111
2	1:27.854	+9.779	(129) Gareth MACKEY			(34) Aaron UPRICHARD			(64) Matthew BYRNE		
3	1:22.535	+4.460	1			1			1		
4	1:18.075		2	1:25.410	+3.697	2	1:26.196	+3.106	2	1:31.208	+5.603
5	1:18.131	+0.056	3	1:30.477	+8.764	3	1:24.322	+1.232	3	1:29.195	+3.590
6	1:18.100	+0.025	4	1:23.691	+1.978	4	1:24.101	+1.011	4	1:28.126	+2.521
7	1:38.195	+20.120	5	1:22.592	+0.879	5	1:23.360	+0.270	5	1:26.009	+0.404
(60) Dean O'GRADY			6	1:21.713		6	1:40.181	+17.091	6	1:25.817	+0.212
1			(127) Andy DONALD			7	1:57.662	+34.572	7	1:25.779	+0.174
2	1:29.802	+11.611	1			8	1:23.090		8	1:25.605	
3	1:25.946	+7.755	2	1:26.794	+4.251	(87) Trevor MATTHEWSON					
4	1:23.149	+4.958	3	1:23.702	+1.159	1			1		
5	1:21.062	+2.871	4	1:24.213	+1.670	2	1:30.269	+7.010	2	1:30.269	+7.010
6	1:21.240	+3.049	5	1:23.641	+1.098	3	1:27.024	+3.765	3	1:27.024	+3.765
7	1:19.949	+1.758	6	1:22.659	+0.116	4	1:25.507	+2.248	4	1:25.507	+2.248

Promoted by Motorcycle Road Racing Club of Ireland

Orbits

Provisional result to be confirmed by the Stewards of the Meeting subject to the completion of technical inspections and the time limit for protests
MCUI (Ulster Centre) Timing @ www.elaps-timing.com



41st ENKALON TROPHY RACES

AJ PLUMBING ULSTER SBK R1 - Bishopscourt

Sorted on best lap time

SUPERSPORT CUP

Bishopscourt National 1.824 miles

Supersport Cup Qualifying

31/03/2018 10:17

Practice started at 10:53:26

Pos	Class	No.	Name	T	Machine	Team/Sponsor	Best Tm	Diff	Gap	Best Speed	In Lap	Laps	2nd Best
1	USScup	15	Simon REID		Triumph 675	thevisorshop.com	1:14.015			88.717	7	8	1:14.133
2	USScup	67	Jack WARING		Yamaha		1:14.667	0.652	0.652	87.942	9	9	1:16.350
3	USScup	98	Jonny SINGLETON		Triumph 675		1:15.521	1.506	0.854	86.948	8	9	1:16.107
4	USScup	29	Ryan FENTON		Yamaha	NJT Racing	1:16.240	2.225	0.719	86.128	9	9	1:16.513
5	USScup	64	Daniel McCLEAN		Yamaha		1:16.455	2.440	0.215	85.886	5	7	1:18.744
6	USScup	58	Gary WINTERS		Yamaha		1:16.669	2.654	0.214	85.646	6	7	1:16.717
7	USScup	49	Chris DUNDEE		Suzuki	Dundee Dental Lab	1:16.717	2.702	0.048	85.593	8	8	1:18.977
8	USScup	131	Lee CHAMBERS		Yamaha		1:17.146	3.131	0.429	85.117	7	8	1:17.841
9	USScup	36	Wayne SHEEHAN		Yamaha		1:17.262	3.247	0.116	84.989	7	8	1:17.613
10	USScup	33	Kevin LAVERY		Honda	Moria MRC	1:18.599	4.584	1.337	83.543	5	9	1:18.691
11	USScup	18	Darryl ANDERSON		Yamaha	DK Racing	1:19.394	5.379	0.795	82.707	8	8	1:20.055
12	USScup	76	Kyle WALSH		Yamaha		1:19.583	5.568	0.189	82.510	6	8	1:20.077
13	USScup	100	Kyle NOLAN		Yamaha	PSC Racing	1:20.099	6.084	0.516	81.979	7	7	1:20.911
14	USScup	12	Alan ARMSTRONG		Triumph 675		1:20.177	6.162	0.078	81.899	6	8	1:20.651
15	USScup	103	Richard DUNCAN		Yamaha		1:21.406	7.391	1.229	80.662	3	8	1:21.641
16	USScup	7	Loris BRITTON		Yamaha		1:21.462	7.447	0.056	80.607	7	8	1:21.784
17	USScup	120	Gary WRIGHT		Suzuki		1:21.502	7.487	0.040	80.567	7	8	1:21.515
18	USScup	14	David DUFFY		Kawasaki		1:22.101	8.086	0.599	79.980	8	8	1:22.128
19	USScup	651	Shane HENDERSON		Kawasaki		1:22.698	8.683	0.597	79.402	8	8	1:22.699
20	USScup	23	Stuart McCANN		Triumph 675		1:23.735	9.720	1.037	78.419	6	8	1:23.762
21	USScup	51	Keith RICHARDSON		Yamaha		1:24.256	10.241	0.521	77.934	7	7	1:24.867
22	USScup	66	David McARDLE		Yamaha	DAS Trans Racing	1:24.405	10.390	0.149	77.796	4	8	1:24.760
23	USScup	30	Dave LIDDY		Yamaha	DFR	1:25.289	11.274	0.884	76.990	6	6	1:26.442
24	USScup	79	Brian MILLER		Kawasaki		1:26.141	12.126	0.852	76.229	6	8	1:26.343
25	USScup	145	Shane HORNER		Yamaha		1:27.582	13.567	1.441	74.974	7	8	1:28.090
26	USScup	74	Jessica McWILLIAMS		Yamaha		1:27.719	13.704	0.137	74.857	8	8	1:29.079
27	USScup	118	Barry KELLY		Yamaha		1:31.474	17.459	3.755	71.784	6	7	1:32.238
28	USScup	11	Alex MORGAN		Yamaha		1:31.957	17.942	0.483	71.407	7	7	1:32.505
29	USScup	71	Paddy LAVERY		Yamaha	Nugent Trailer	1:36.286	22.271	4.329	68.197	6	7	1:36.437
30	USScup	140	Steven SMITH		Honda					-	0	1	

Announcements

Weather: Cloudy / Track: Dry

Promoted by Motorcycle Road Racing Club of Ireland

Orbits

Provisional result to be confirmed by the Stewards of the Meeting subject to the completion of technical inspections and the time limit for protests
MCUI (Ulster Centre) Timing @ www.elaps-timing.com



41st ENKALON TROPHY RACES

AJ PLUMBING ULSTER SBK R1 - Bishopscourt

SUPERSPORT CUP

Bishopscourt National 1.824 miles

Supersport Cup Qualifying

31/03/2018 10:17

Practice started at 10:53:26

Pos	Name	Time	Diff	Pos	Name	Time	Diff	Pos	Name	Time	Diff
(15)	Simon REID			5	1:16.455			5	1:21.950		+0.544
1				6	1:18.959	+2.504		6	1:22.228		+0.822
2	1:18.557	+4.542		7	1:45.303	+28.848		7	1:23.727		+2.321
3	1:16.626	+2.611		(58) Gary WINTERS				8	1:20.983		-0.423
4	1:18.938	+4.923		1				(18) Darryl ANDERSON			
5	3:30.728	+2:16.713		2	1:19.684	+3.015		1			
6	1:15.867	+1.852		3	1:19.356	+2.687		2	1:28.295	+8.901	
7	1:14.015			4	1:19.009	+2.340		3	1:24.605	+5.211	
8	1:14.133	+0.118		5	1:17.606	+0.937		4	1:23.371	+3.977	
(67) Jack WARING				6	1:16.669			5	1:21.696	+2.302	
1				7	1:16.717	+0.048		6	1:21.321	+1.927	
2	1:20.441	+5.774		(49) Chris DUNDEE				7	1:20.055	+0.661	
3	1:17.237	+2.570		1				8	1:19.394		
4	1:17.288	+2.621		2	1:25.958	+9.241		(76) Kyle WALSH			
5	1:19.656	+4.989		3	1:22.540	+5.823		1			
6	1:16.350	+1.683		4	1:21.021	+4.304		2	1:22.472	+2.889	
7	1:16.509	+1.842		5	1:18.977	+2.260		3	1:22.269	+2.686	
8	1:17.964	+3.297		6	1:21.831	+5.114		4	1:20.462	+0.879	
9	1:14.667			7	1:21.286	+4.569		5	1:21.118	+1.535	
(98) Jonny SINGLETON				8	1:16.717			6	1:19.583		
1				(131) Lee CHAMBERS				7	1:20.077	+0.494	
2	1:21.607	+6.086		1				8	1:21.184	+1.601	
3	1:17.399	+1.878		2	1:24.898	+7.752		(100) Kyle NOLAN			
4	1:16.789	+1.268		3	1:20.460	+3.314		1			
5	1:16.285	+0.764		4	1:20.068	+2.922		2	1:24.873	+4.774	
6	1:17.988	+2.467		5	1:19.015	+1.869		3	1:21.704	+1.605	
7	1:16.268	+0.747		6	1:18.711	+1.565		4	1:21.272	+1.173	
8	1:15.521			7	1:17.146			5	1:21.412	+1.313	
9	1:16.107	+0.586		8	1:17.841	+0.695		6	1:20.911	+0.812	
(29) Ryan FENTON				(36) Wayne SHEEHAN				7	1:20.099		
1				1				(12) Alan ARMSTRONG			
2	1:22.744	+6.504		2	1:19.551	+2.289		1			
3	1:18.638	+2.398		3	1:19.310	+2.048		2	1:24.086	+3.909	
4	1:19.032	+2.792		4	1:19.968	+2.706		3	1:25.106	+4.929	
5	1:18.702	+2.462		5	1:17.865	+0.603		4	1:21.618	+1.441	
6	1:18.845	+2.605		6	1:18.295	+1.033		5	1:23.653	+3.476	
7	1:17.529	+1.289		7	1:17.262			6	1:20.177		
8	1:16.513	+0.273		8	1:17.613	+0.351		7	1:20.651	+0.474	
9	1:16.240			(33) Kevin LAVERY				8	1:21.919	+1.742	
(64) Daniel McCLEAN				1				(103) Richard DUNCAN			
1				2	1:21.079	+2.480		1			
2	1:22.636	+6.181		3	1:22.806	+4.207		2	1:25.402	+3.996	
3	1:18.744	+2.289		4	1:19.971	+1.372		3	1:21.406		
4	1:18.898	+2.443		5	1:18.599			4	1:21.641	+0.235	
(7) Loris BRITTON				(23) Stuart McCANN				1			
1				1				2	1:25.366	+1.631	
2	1:26.488	+5.026		2				3	1:25.786	+2.051	
3	1:25.749	+4.287		3							
4	1:24.271	+2.809									
5	1:24.225	+2.763									
6	1:23.128	+1.666									
7	1:21.462										
8	1:21.784	+0.322									
(120) Gary WRIGHT											
1											
2	1:26.275	+4.773									
3	1:26.010	+4.508									
4	1:23.690	+2.188									
5	1:21.558	+0.056									
6	1:22.439	+0.937									
7	1:21.502										
8	1:21.515	+0.013									
(14) David DUFFY											
1											
2	1:27.375	+5.274									
3	1:26.193	+4.092									
4	1:25.284	+3.183									
5	1:23.705	+1.604									
6	1:23.943	+1.842									
7	1:22.128	+0.027									
8	1:22.101										
(651) Shane HENDERSON											
1											
2	1:35.773	+13.075									
3	1:24.939	+2.241									
4	1:24.218	+1.520									
5	1:23.510	+0.812									
6	1:22.699	+0.001									
7	1:23.066	+0.368									
8	1:22.698										

Promoted by Motorcycle Road Racing Club of Ireland Orbits

Provisional result to be confirmed by the Stewards of the Meeting subject to the completion of technical inspections and the time limit for protests
 MCUI (Ulster Centre) Timing @ www.elaps-timing.com



41st ENKALON TROPHY RACES

AJ PLUMBING ULSTER SBK R1 - Bishopscourt

SUPERSPORT CUP

Bishopscourt National 1.824 miles

Supersport Cup Qualifying

31/03/2018 10:17

Practice started at 10:53:26

4	1:24.006	+0.271	6	1:28.366	+0.784
5	1:23.762	+0.027	7	1:27.582	
6	1:23.735		8	1:28.090	+0.508
7	1:25.665	+1.930			
8	1:24.421	+0.686			

(74) Jessica McWILLIAMS

(51) Keith RICHARDSON

1			1		
2	1:30.853	+6.597	2	1:35.092	+7.373
3	1:28.728	+4.472	3	1:32.944	+5.225
4	1:26.615	+2.359	4	1:30.725	+3.006
5	1:26.066	+1.810	5	1:31.855	+4.136
6	1:24.867	+0.611	6	1:29.079	+1.360
7	1:24.256		7	1:30.049	+2.330
			8	1:27.719	

(118) Barry KELLY

(66) David McARDLE

1			1		
2	1:26.642	+2.237	2	1:36.820	+5.346
3	1:24.847	+0.442	3	1:33.108	+1.634
4	1:24.405		4	1:32.272	+0.798
5	1:26.668	+2.263	5	1:32.238	+0.764
6	1:24.892	+0.487	6	1:31.474	
7	1:25.083	+0.678	7	1:32.464	+0.990
8	1:24.760	+0.355			

(11) Alex MORGAN

(30) Dave LIDDY

1			1		
2	1:27.204	+1.915	2	1:55.044	+23.087
3	1:26.519	+1.230	3	1:44.293	+12.336
4	1:26.940	+1.651	4	1:37.714	+5.757
5	1:26.442	+1.153	5	1:34.878	+2.921
6	1:25.289		6	1:32.505	+0.548
			7	1:31.957	

(71) Paddy LAVERY

(79) Brian MILLER

1			1		
2	1:36.662	+10.521	2	1:44.663	+8.377
3	1:29.752	+3.611	3	1:40.877	+4.591
4	1:28.296	+2.155	4	1:38.464	+2.178
5	1:28.056	+1.915	5	1:39.109	+2.823
6	1:26.141		6	1:36.286	
7	1:26.343	+0.202	7	1:36.437	+0.151
8	1:27.948	+1.807			

(140) Steven SMITH

(145) Shane HORNER

1		
2	1:35.186	+7.604
3	1:29.530	+1.948
4	1:28.694	+1.112
5	1:29.249	+1.667

Promoted by Motorcycle Road Racing Club of Ireland

Orbits

Provisional result to be confirmed by the Stewards of the Meeting subject to the completion of technical inspections and the time limit for protests
MCUI (Ulster Centre) Timing @ www.elaps-timing.com



41st ENKALON TROPHY RACES

AJ PLUMBING ULSTER SBK R1 - Bishopscourt

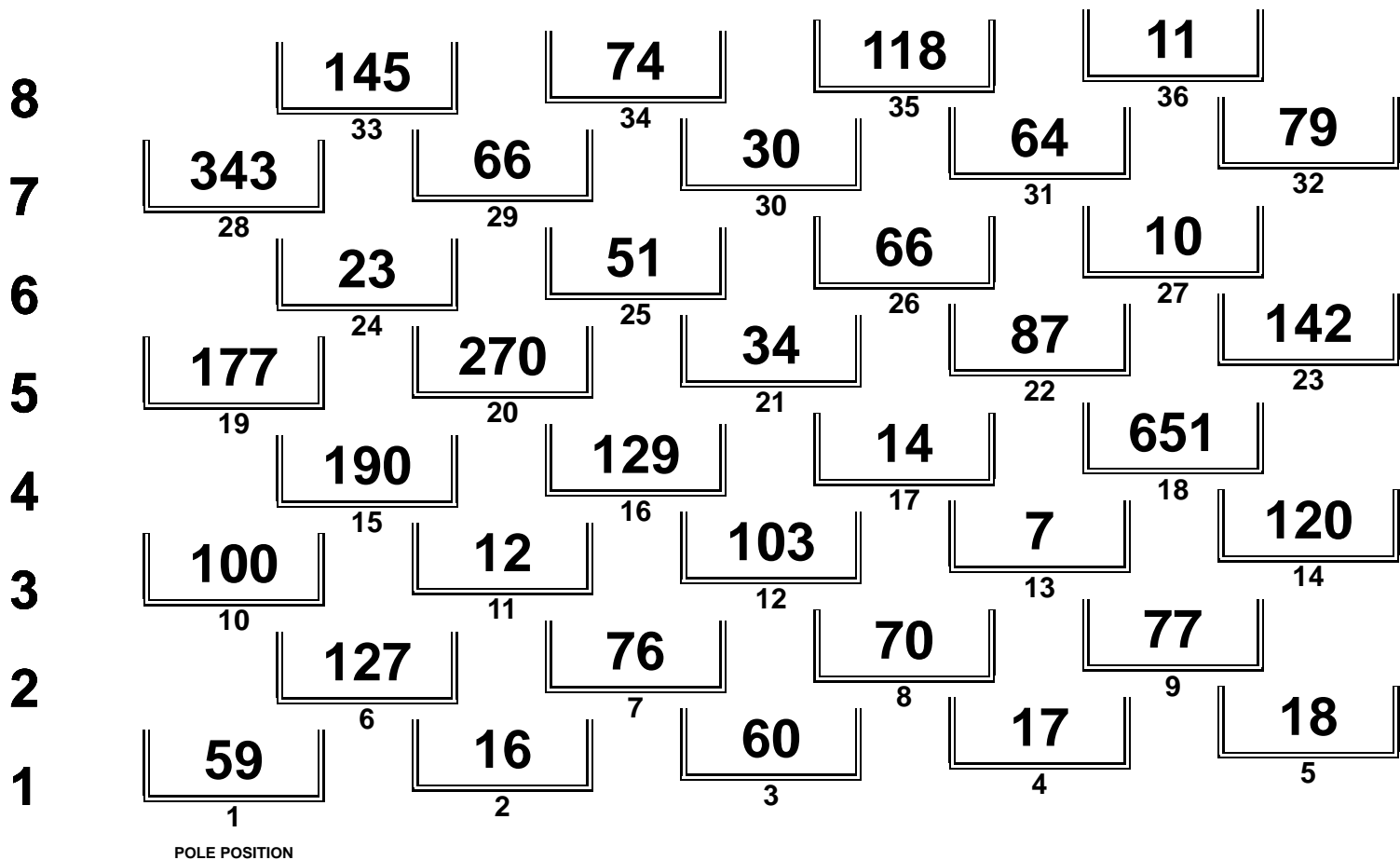
SUPERSPORT/SUPERBIKE CUP & F1 ERA SUPERBIKE Bishopscourt National 1.824 miles

R3: B Race One


31/03/2018 11:30

Race (7 Laps)

Nos 71 & 140 to race behind Races 6 & 15 - Pre-Injection



POLE POSITION



Promoted by Motorcycle Road Racing Club of Ireland

Orbits

Provisional result to be confirmed by the Stewards of the Meeting subject to the completion of technical inspections and the time limit for protests
MCUI (Ulster Centre) Timing @ www.elaps-timing.com



41st ENKALON TROPHY RACES

AJ PLUMBING ULSTER SBK R1 - Bishopscourt

Sorted on Laps

SUPERSPORT/SUPERBIKE CUP & F1 ERA SUPERBIKE Bishopscourt National 1.824 miles

R3: B Race One

31/03/2018 11:30

Race (7 Laps) started at 12:17:28

Pos	Class	No.	Name	T	Machine	Team/Sponsor	Laps	Total Tm	Diff	Gap	Avg. Speed	Best Tm	Best Speed	In Lap
F1era														
1	F1era	190	James CUNNINGHAM		Suzuki 1000		7	9:47.914			78.183	1:20.855	81.212	3
2	F1era	10	George THOMPSON		Suzuki 750		7	9:58.710	10.796	10.796	76.773	1:22.016	80.062	6
Not classified														
DNF	USBK	51	Darryl TWEED		Honda				DNF		-		-	0
USBKcup														
1	USBKcup	16	Chris CAMPBELL		Kawasaki	Team Rash	7	8:59.264			85.236	1:15.046	87.498	6
2	USBKcup	60	Dean O'GRADY		Honda		7	9:00.944	1.680	1.680	84.971	1:15.094	87.442	4
3	USBKcup	177	Angus MEARNS		Yamaha 600		7	9:22.532	23.268	21.588	81.711	1:18.169	84.003	3
4	USBKcup	343	David ROBINSON		Suzuki 750		7	9:41.992	42.728	19.460	78.978	1:20.096	81.982	7
5	USBKcup	77	Andrew IRVINE		Kawasaki		7	9:47.391	48.127	5.399	78.252	1:22.289	79.797	4
6	USBKcup	270	Stephen MONTGOMERY		Kawasaki	SM Electrical	7	9:47.977	48.713	0.586	78.174	1:20.330	81.743	7
7	USBKcup	34	Aaron UPRICHARD		Yamaha	paydayloans.com	7	9:53.551	54.287	5.574	77.440	1:21.234	80.833	6
8	USBKcup	87	Trevor MATTHEWSON		Suzuki	Strangford Holiday Park	7	9:56.347	57.083	2.796	77.077	1:23.257	78.869	5
9	USBKcup	66	Adam O'BOYLE		Yamaha	R T & E Racing	7	9:57.503	58.239	1.156	76.928	1:22.289	79.797	5
10	USBKcup	64	Matthew BYRNE		Suzuki	unionjackshop.co.uk	6	9:14.683	1 Lap	1 Lap	71.029	1:26.041	76.317	6
Not classified														
DNF	USBKcup	17	Stephen MAGILL		Suzuki	SM Autotune			DNF		-		-	0
DNF	USBKcup	129	Gareth MACKEY		Kawasaki	MSM Contracts			DNF		-		-	0
USScup														
1	USScup	100	Kyle NOLAN		Yamaha	PSC Racing	7	9:12.789			83.151	1:16.583	85.742	5
2	USScup	76	Kyle WALSH		Yamaha		7	9:14.081	1.292	1.292	82.957	1:17.488	84.741	3
3	USScup	127	Andy DONALD		Kawasaki		7	9:25.390	12.601	11.309	81.298	1:19.080	83.035	4
4	USScup	12	Alan ARMSTRONG		Triumph 675		7	9:26.246	13.457	0.856	81.175	1:19.097	83.017	6
5	USScup	14	David DUFFY		Kawasaki		7	9:26.469	13.680	0.223	81.143	1:18.749	83.384	7
6	USScup	70	Derek O'DONNELL		Yamaha		7	9:26.644	13.855	0.175	81.118	1:18.413	83.741	6
7	USScup	651	Shane HENDERSON		Kawasaki		7	9:36.028	23.239	9.384	79.796	1:19.149	82.963	6
8	USScup	7	Loris BRITTON		Yamaha		7	9:36.532	23.743	0.504	79.726	1:19.603	82.489	6
9	USScup	103	Richard DUNCAN		Yamaha		7	9:40.364	27.575	3.832	79.200	1:20.400	81.672	6
10	USScup	120	Gary WRIGHT		Suzuki		7	9:41.335	28.546	0.971	79.068	1:20.158	81.918	6
11	USScup	23	Stuart McCANN		Triumph 675		7	9:47.094	34.305	5.759	78.292	1:22.111	79.970	5
12	USScup	51	Keith RICHARDSON		Yamaha		7	9:47.486	34.697	0.392	78.240	1:19.872	82.212	5
13	USScup	79	Brian MILLER		Kawasaki		7	9:54.664	41.875	7.178	77.295	1:22.725	79.376	4
14	USScup	142	Adrian HERATY		Yamaha		7	9:55.027	42.238	0.363	77.248	1:22.133	79.948	5
15	USScup	66	David McARDLE		Yamaha	DAS Trans Racing	7	9:55.132	42.343	0.105	77.235	1:21.301	80.767	7
16	USScup	118	Barry KELLY		Yamaha		7	10:25.928	1:13.139	30.796	73.435	1:27.199	75.304	3
17	USScup	74	Jessica McWILLIAMS		Yamaha		6	9:21.568	1 Lap	1 Lap	70.158	1:29.750	73.163	6
Not classified														
DNF	USScup	30	Dave LIDDY		Yamaha	DFR			DNF		-		-	0
DNS	USScup	18	Darryl ANDERSON		Yamaha	DK Racing			DNS		-		-	0
DNS	USScup	145	Shane HORNER		Yamaha				DNS		-		-	0
DNS	USScup	11	Alex MORGAN		Yamaha				DNS		-		-	0

Announcements

Weather: Cloudy / Track: Dry
F1era 90% = 70.365

Margin of Victory	Avg. Speed	Best Lap Tm	Best Speed	Best Lap by
1.680	85.236	1:15.046	87.498	16 - Chris CAMPBELL

Promoted by Motorcycle Road Racing Club of Ireland

Orbits

Provisional result to be confirmed by the Stewards of the Meeting subject to the completion of technical inspections and the time limit for protests
MCUI (Ulster Centre) Timing @ www.elaps-timing.com



41st ENKALON TROPHY RACES

AJ PLUMBING ULSTER SBK R1 - Bishopscourt

Sorted on Laps

SUPERSPORT/SUPERBIKE CUP & F1 ERA SUPERBIKE Bishopscourt National 1.824 miles

R3: B Race One

31/03/2018 11:30

Race (7 Laps) started at 12:17:28

Pos	Class	No.	Name	T	Machine	Team/Sponsor	Laps	Total Tm	Diff	Gap	Avg. Speed	Best Tm	Best Speed	In Lap
F1era														
1	F1era	190	James CUNNINGHAM		Suzuki 1000		7	9:47.914			78.183	1:20.855	81.212	3
2	F1era	10	George THOMPSON		Suzuki 750		7	9:58.710	10.796	10.796	76.773	1:22.016	80.062	6
Not classified														
DNF	USBK	51	Darryl TWEED		Honda				DNF		-		-	0
USBKcup														
1	USBKcup	16	Chris CAMPBELL		Kawasaki	Team Rash	7	8:59.264			85.236	1:15.046	87.498	6
2	USBKcup	60	Dean O'GRADY		Honda		7	9:00.944	1.680	1.680	84.971	1:15.094	87.442	4
3	USBKcup	177	Angus MEARNES		Yamaha 600		7	9:22.532	23.268	21.588	81.711	1:18.169	84.003	3
4	USBKcup	343	David ROBINSON		Suzuki 750		7	9:41.992	42.728	19.460	78.978	1:20.096	81.982	7
5	USBKcup	77	Andrew IRVINE		Kawasaki		7	9:47.391	48.127	5.399	78.252	1:22.289	79.797	4
6	USBKcup	270	Stephen MONTGOMERY		Kawasaki	SM Electrical	7	9:47.977	48.713	0.586	78.174	1:20.330	81.743	7
7	USBKcup	34	Aaron UPRICHARD		Yamaha	paydayloans.com	7	9:53.551	54.287	5.574	77.440	1:21.234	80.833	6
8	USBKcup	87	Trevor MATTHEWSON		Suzuki	Strangford Holiday Park	7	9:56.347	57.083	2.796	77.077	1:23.257	78.869	5
9	USBKcup	66	Adam O'BOYLE		Yamaha	R T & E Racing	7	9:57.503	58.239	1.156	76.928	1:22.289	79.797	5
10	USBKcup	64	Matthew BYRNE		Suzuki	unionjackshop.co.uk	6	9:14.683	1 Lap	1 Lap	71.029	1:26.041	76.317	6
Not classified														
DNF	USBKcup	17	Stephen MAGILL		Suzuki	SM Autotune			DNF		-		-	0
DNF	USBKcup	129	Gareth MACKEY		Kawasaki	MSM Contracts			DNF		-		-	0
USScup														
1	USScup	100	Kyle NOLAN		Yamaha	PSC Racing	7	9:12.789			83.151	1:16.583	85.742	5
2	USScup	76	Kyle WALSH		Yamaha		7	9:14.081	1.292	1.292	82.957	1:17.488	84.741	3
3	USScup	127	Andy DONALD		Kawasaki		7	9:25.390	12.601	11.309	81.298	1:19.080	83.035	4
4	USScup	12	Alan ARMSTRONG		Triumph 675		7	9:26.246	13.457	0.856	81.175	1:19.097	83.017	6
5	USScup	14	David DUFFY		Kawasaki		7	9:26.469	13.680	0.223	81.143	1:18.749	83.384	7
6	USScup	70	Derek O'DONNELL		Yamaha		7	9:26.644	13.855	0.175	81.118	1:18.413	83.741	6
7	USScup	651	Shane HENDERSON		Kawasaki		7	9:36.028	23.239	9.384	79.796	1:19.149	82.963	6
8	USScup	7	Loris BRITTON		Yamaha		7	9:36.532	23.743	0.504	79.726	1:19.603	82.489	6
9	USScup	103	Richard DUNCAN		Yamaha		7	9:40.364	27.575	3.832	79.200	1:20.400	81.672	6
10	USScup	120	Gary WRIGHT		Suzuki		7	9:41.335	28.546	0.971	79.068	1:20.158	81.918	6
11	USScup	23	Stuart McCANN		Triumph 675		7	9:47.094	34.305	5.759	78.292	1:22.111	79.970	5
12	USScup	51	Keith RICHARDSON		Yamaha		7	9:47.486	34.697	0.392	78.240	1:19.872	82.212	5
13	USScup	79	Brian MILLER		Kawasaki		7	9:54.664	41.875	7.178	77.295	1:22.725	79.376	4
14	USScup	142	Adrian HERATY		Yamaha		7	9:55.027	42.238	0.363	77.248	1:22.133	79.948	5
15	USScup	66	David McARDLE		Yamaha	DAS Trans Racing	7	9:55.132	42.343	0.105	77.235	1:21.301	80.767	7
16	USScup	118	Barry KELLY		Yamaha		7	10:25.928	1:13.139	30.796	73.435	1:27.199	75.304	3
17	USScup	74	Jessica McWILLIAMS		Yamaha		6	9:21.568	1 Lap	1 Lap	70.158	1:29.750	73.163	6
Not classified														
DNF	USScup	30	Dave LIDDY		Yamaha	DFR			DNF		-		-	0
DNS	USScup	18	Darryl ANDERSON		Yamaha	DK Racing			DNS		-		-	0
DNS	USScup	145	Shane HORNER		Yamaha				DNS		-		-	0
DNS	USScup	11	Alex MORGAN		Yamaha				DNS		-		-	0

Announcements

Weather: Cloudy / Track: Dry
F1era 90% = 70.365

Margin of Victory	Avg. Speed	Best Lap Tm	Best Speed	Best Lap by
1.680	85.236	1:15.046	87.498	16 - Chris CAMPBELL

Promoted by Motorcycle Road Racing Club of Ireland

Orbits

Provisional result to be confirmed by the Stewards of the Meeting subject to the completion of technical inspections and the time limit for protests
MCUI (Ulster Centre) Timing @ www.elaps-timing.com



41st ENKALON TROPHY RACES

AJ PLUMBING ULSTER SBK R1 - Bishopscourt

SUPERSPORT/SUPERBIKE CUP & F1 ERA SUPERBIKE Bishopscourt National 1.824 miles

R3: B Race One

31/03/2018 11:30

Race (7 Laps) started at 12:17:28

Pos	Name	Time	Diff	Pos	Name	Time	Diff	Pos	Name	Time	Diff
3		1:19.730	+0.650	7		1:20.219	+0.616	2		1:23.210	+3.338
4		1:19.080						3		1:22.557	+2.685
5		1:19.770	+0.690	(103) Richard DUNCAN				4		1:22.988	+3.116
6		1:19.847	+0.767	1		1:33.430	+13.030	5		1:19.872	
7		1:19.923	+0.843	2		1:21.328	+0.928	6		1:20.169	+0.297
				3		1:21.778	+1.378	7		1:21.262	+1.390
				4		1:21.229	+0.829				
				5		1:21.037	+0.637	(190) James CUNNINGHAM			
(16) Chris CAMPBELL				6		1:20.400		1		1:33.313	+12.458
1		1:23.430	+8.384	7		1:21.162	+0.762	2		1:24.275	+3.420
2		1:16.936	+1.890					3		1:20.855	
3		1:15.723	+0.677	(12) Alan ARMSTRONG				4		1:21.767	+0.912
4		1:15.977	+0.931	1		1:28.156	+9.059	5		1:22.027	+1.172
5		1:15.829	+0.783	2		1:20.588	+1.491	6		1:22.642	+1.787
6		1:15.046		3		1:20.283	+1.186	7		1:23.035	+2.180
7		1:16.323	+1.277	4		1:19.447	+0.350				
				5		1:19.360	+0.263	(120) Gary WRIGHT			
(60) Dean O'GRADY				6		1:19.097		1		1:32.400	+12.242
1		1:23.707	+8.613	7		1:19.315	+0.218	2		1:22.180	+2.022
2		1:17.951	+2.857					3		1:22.982	+2.824
3		1:16.103	+1.009	(14) David DUFFY				4		1:22.001	+1.843
4		1:15.094		1		1:29.030	+10.281	5		1:21.378	+1.220
5		1:15.719	+0.625	2		1:20.564	+1.815	6		1:20.158	
6		1:16.280	+1.186	3		1:20.405	+1.656	7		1:20.236	+0.078
7		1:16.090	+0.996	4		1:19.443	+0.694				
				5		1:18.995	+0.246	(270) Stephen MONTGOMERY			
(100) Kyle NOLAN				6		1:19.283	+0.534	1		1:36.257	+15.927
1		1:27.526	+10.943	7		1:18.749		2		1:22.777	+2.447
2		1:18.693	+2.110					3		1:23.027	+2.697
3		1:16.910	+0.327	(70) Derek O'DONNELL				4		1:22.450	+2.120
4		1:17.224	+0.641	1		1:29.469	+11.056	5		1:21.076	+0.746
5		1:16.583		2		1:20.593	+2.180	6		1:22.060	+1.730
6		1:17.449	+0.866	3		1:20.157	+1.744	7		1:20.330	
7		1:18.404	+1.821	4		1:19.448	+1.035				
				5		1:19.214	+0.801	(343) David ROBINSON			
(76) Kyle WALSH				6		1:18.413		1		1:35.130	+15.034
1		1:26.299	+8.811	7		1:19.350	+0.937	2		1:23.281	+3.185
2		1:18.492	+1.004					3		1:21.090	+0.994
3		1:17.488		(70) Stuart McCANN				4		1:21.317	+1.221
4		1:17.644	+0.156	1		1:31.536	+9.425	5		1:20.763	+0.667
5		1:17.878	+0.390	2		1:22.572	+0.461	6		1:20.315	+0.219
6		1:17.535	+0.047	3		1:22.592	+0.481	7		1:20.096	
7		1:18.745	+1.257	4		1:22.845	+0.734				
				5		1:22.111		(34) Aaron UPRICHARD			
(177) Angus MEARNS				6		1:23.141	+1.030	1		1:38.426	+17.192
1		1:29.676	+11.507	7		1:22.297	+0.186	2		1:24.658	+3.424
2		1:18.367	+0.198					3		1:23.655	+2.421
3		1:18.169		(651) Shane HENDERSON				4		1:22.507	+1.273
4		1:19.670	+1.501	1		1:33.701	+14.552	5		1:21.697	+0.463
5		1:18.180	+0.011	2		1:22.771	+3.622	6		1:21.234	
6		1:19.184	+1.015	3		1:21.107	+1.958	7		1:21.374	+0.140
7		1:19.286	+1.117	4		1:20.447	+1.298				
				5		1:19.661	+0.512	(79) Brian MILLER			
(127) Andy DONALD				6		1:19.149		1		1:35.474	+12.749
1		1:26.686	+7.606	7		1:19.192	+0.043	2		1:23.382	+0.657
2		1:20.354	+1.274					3		1:23.919	+1.194
				(7) Loris BRITTON				4		1:22.725	
				1		1:32.756	+13.153	5		1:22.837	+0.112
				2		1:21.912	+2.309	6		1:22.837	+0.112
				3		1:21.926	+2.323	7		1:23.481	+0.756
				4		1:20.081	+0.478				
				5		1:20.035	+0.432	(142) Adrian HERATY			
				6		1:19.603		1		1:36.170	+14.037
								2		1:24.065	+1.932
				(51) Keith RICHARDSON				3		1:24.284	+2.151
				1		1:37.428	+17.556	4		1:22.750	+0.617
								5		1:22.133	

Promoted by Motorcycle Road Racing Club of Ireland Orbits

Provisional result to be confirmed by the Stewards of the Meeting subject to the completion of technical inspections and the time limit for protests
MCUI (Ulster Centre) Timing @ www.elaps-timing.com




41st ENKALON TROPHY RACES

AJ PLUMBING ULSTER SBK R1 - Bishopscourt

SUPERSPORT/SUPERBIKE CUP & F1 ERA SUPERBIKE Bishopscourt National 1.824 miles

R3: B Race One

31/03/2018 11:30

Race (7 Laps) started at 12:17:28

6	1:22.838	+0.705	1	1:57.014	+30.973
7	1:22.787	+0.654	2	1:27.686	+1.645

(66) David McARDLE

1	1:37.833	+16.532
2	1:24.145	+2.844
3	1:23.544	+2.243
4	1:22.756	+1.455
5	1:22.201	+0.900
6	1:23.352	+2.051
7	1:21.301	

3	1:27.536	+1.495
4	1:29.615	+3.574
5	1:26.791	+0.750
6	1:26.041	

(74) Jessica McWILLIAMS

1	1:48.939	+19.189
2	1:32.630	+2.880
3	1:30.002	+0.252
4	1:29.810	+0.060
5	1:30.437	+0.687
6	1:29.750	

(87) Trevor MATTHEWSON

1	1:32.652	+9.395
2	1:24.993	+1.736
3	1:24.273	+1.016
4	1:23.489	+0.232
5	1:23.257	
6	1:24.121	+0.864
7	1:23.562	+0.305

(66) Adam O'BOYLE

1	1:37.058	+14.769
2	1:24.855	+2.566
3	1:23.788	+1.499
4	1:22.349	+0.060
5	1:22.289	
6	1:23.696	+1.407
7	1:23.468	+1.179

(10) George THOMPSON

1	1:39.720	+17.704
2	1:25.632	+3.616
3	1:23.229	+1.213
4	1:22.733	+0.717
5	1:23.016	+1.000
6	1:22.016	
7	1:22.364	+0.348

(118) Barry KELLY

1	1:39.474	+12.275
2	1:27.626	+0.427
3	1:27.199	
4	1:27.950	+0.751
5	1:27.739	+0.540
6	1:28.091	+0.892
7	1:27.849	+0.650

(64) Matthew BYRNE

Promoted by Motorcycle Road Racing Club of Ireland

Provisional result to be confirmed by the Stewards of the Meeting subject to the completion of technical inspections and the time limit for protests
MCUI (Ulster Centre) Timing @ www.elaps-timing.com

Printed: 31/03/2018 12:33:47

Orbits



41st ENKALON TROPHY RACES

AJ PLUMBING ULSTER SBK R1 - Bishopscourt

Sorted on Laps

SUPERSPORT/SUPERBIKE CUP & F1 ERA SUPERBIKE Bishopscourt National 1.824 miles

R12: B Race Two

31/03/2018 14:55

Race (6 Laps) started at 15:56:53

Pos	Class	No.	Name	T	Machine	Team/Sponsor	Laps	Total Tm	Diff	Gap	Avg. Speed	Best Tm	Best Speed	In Lap
F1era														
1	F1era	190	James CUNNINGHAM		Suzuki 1000		6	8:22.149			78.460	1:21.391	80.677	3
2	F1era	10	George THOMPSON		Suzuki 750		6	8:34.485	12.336	12.336	76.578	1:22.674	79.425	5
USBKcup														
1	USBKcup	16	Chris CAMPBELL		Kawasaki	Team Rash	6	7:35.359			86.522	1:13.756	89.029	3
2	USBKcup	60	Dean O'GRADY		Honda		6	7:41.993	6.634	6.634	85.279	1:15.847	86.574	3
3	USBKcup	177	Angus MEARNS		Yamaha 600		6	7:49.146	13.787	7.153	83.979	1:16.663	85.653	2
4	USBKcup	17	Stephen MAGILL		Suzuki	SM Autotune	6	8:04.014	28.655	14.868	81.399	1:17.627	84.589	6
5	USBKcup	270	Stephen MONTGOMERY		Kawasaki	SM Electrical	6	8:16.212	40.853	12.198	79.398	1:19.241	82.866	6
6	USBKcup	343	David ROBINSON		Suzuki 750		6	8:18.592	43.233	2.380	79.019	1:20.201	81.874	2
7	USBKcup	77	Andrew IRVINE		Kawasaki		6	8:20.523	45.164	1.931	78.714	1:21.915	80.161	2
8	USBKcup	129	Gareth MACKEY		Kawasaki	MSM Contracts	6	8:29.316	53.957	8.793	77.356	1:22.312	79.775	6
9	USBKcup	34	Aaron UPRICHARD		Yamaha	paydayloans.com	6	8:33.504	58.145	4.188	76.725	1:23.000	79.113	5
10	USBKcup	64	Matthew BYRNE		Suzuki	unionjackshop.co.uk	6	8:54.001	1:18.642	20.497	73.780	1:26.429	75.974	5
Not classified														
DNS	USBKcup	87	Trevor MATTHEWSON		Suzuki	Strangford Holiday Park		0.000	DNS	6 Laps	-	-	-	0
DNS	USBKcup	66	Adam O'BOYLE		Yamaha	R T & E Racing		0.000	DNS	-	-	-	-	0
USScup														
1	USScup	100	Kyle NOLAN		Yamaha	PSC Racing	6	7:50.046			83.818	1:15.784	86.646	6
2	USScup	76	Kyle WALSH		Yamaha		6	7:58.878	8.832	8.832	82.272	1:18.263	83.902	4
3	USScup	18	Darryl ANDERSON		Yamaha	DK Racing	6	8:03.996	13.950	5.118	81.402	1:18.417	83.737	5
4	USScup	651	Shane HENDERSON		Kawasaki		6	8:04.488	14.442	0.492	81.320	1:17.839	84.359	6
5	USScup	7	Loris BRITTON		Yamaha		6	8:05.082	15.036	0.594	81.220	1:18.996	83.123	6
6	USScup	127	Andy DONALD		Kawasaki		6	8:11.732	21.686	6.650	80.122	1:19.860	82.224	2
7	USScup	14	David DUFFY		Kawasaki		6	8:12.384	22.338	0.652	80.016	1:19.848	82.236	6
8	USScup	12	Alan ARMSTRONG		Triumph 675		6	8:18.718	28.672	6.334	78.999	1:20.548	81.522	6
9	USScup	120	Gary WRIGHT		Suzuki		6	8:20.863	30.817	2.145	78.661	1:20.949	81.118	3
10	USScup	103	Richard DUNCAN		Yamaha		6	8:21.346	31.300	0.483	78.585	1:20.943	81.124	3
11	USScup	23	Stuart McCANN		Triumph 675		6	8:21.580	31.534	0.234	78.549	1:21.360	80.708	4
12	USScup	51	Keith RICHARDSON		Yamaha		6	8:25.964	35.918	4.384	77.868	1:21.369	80.699	5
13	USScup	79	Brian MILLER		Kawasaki		6	8:33.586	43.540	7.622	76.712	1:22.856	79.251	5
14	USScup	66	David McARDLE		Yamaha	DAS Trans Racing	6	8:33.684	43.638	0.098	76.698	1:22.261	79.824	6
15	USScup	142	Adrian HERATY		Yamaha		6	8:34.765	44.719	1.081	76.537	1:22.254	79.831	6
16	USScup	145	Shane HORNER		Yamaha		6	8:45.381	55.335	10.616	74.990	1:24.957	77.291	6
17	USScup	74	Jessica McWILLIAMS		Yamaha		6	9:04.375	1:14.329	18.994	72.374	1:28.049	74.577	3
Not classified														
DNS	USScup	70	Derek O'DONNELL		Yamaha			0.000	DNS	6 Laps	-	-	-	0
DNS	USScup	30	Dave LIDDY		Yamaha	DFR		0.000	DNS	-	-	-	-	0
DNS	USScup	118	Barry KELLY		Yamaha			0.000	DNS	-	-	-	-	0
DNS	USScup	11	Alex MORGAN		Yamaha			0.000	DNS	-	-	-	-	0

Announcements

Weather: Cloudy / Track: Dry
F1era 90% = 70.614

Margin of Victory	Avg. Speed	Best Lap Tm	Best Speed	Best Lap by
6.634	86.522	1:13.756	89.029	16 - Chris CAMPBELL

Promoted by Motorcycle Road Racing Club of Ireland

Orbits

Provisional result to be confirmed by the Stewards of the Meeting subject to the completion of technical inspections and the time limit for protests

MCUI (Ulster Centre) Timing @ www.elaps-timing.com

Printed: 31/03/2018 16:07:23

R. Agnew



41st ENKALON TROPHY RACES

AJ PLUMBING ULSTER SBK R1 - Bishopscourt

SUPERSPORT/SUPERBIKE CUP & F1 ERA SUPERBIKE Bishopscourt National 1.824 miles

R12: B Race Two

31/03/2018 14:55

Race (6 Laps) started at 15:56:53

Driver	Lap	Time	Diff	Driver	Lap	Time	Diff	Driver	Lap	Time	Diff			
(16) Chris CAMPBELL	1	1:20.218	+6.462	(17) Stephen MAGILL	1	1:28.820	+11.193	1	1:30.858	+10.657	2	1:21.706	+0.315	
	2	1:13.850	+0.094		2	1:19.272	+1.645	2	1:20.201		3	1:21.391		
	3	1:13.756			3	1:20.021	+2.394	3	1:21.290	+1.089	4	1:22.064	+0.673	
	4	1:14.669	+0.913		4	1:19.425	+1.798	4	1:22.464	+2.263	5	1:22.595	+1.204	
	5	1:16.025	+2.269		5	1:18.849	+1.222	5	1:22.236	+2.035	6	1:22.291	+0.900	
	6	1:16.841	+3.085		6	1:17.627		6	1:21.543	+1.342				
(60) Dean O'GRADY	1	1:21.583	+5.736	(651) Shane HENDERSON	1	1:29.835	+11.996	(12) Alan ARMSTRONG	1	1:30.138	+9.590	1	1:35.155	+13.786
	2	1:15.939	+0.092		2	1:19.696	+1.857		2	1:21.180	+0.632	2	1:23.730	+2.361
	3	1:15.847			3	1:18.874	+1.035		3	1:22.235	+1.687	3	1:22.295	+0.926
	4	1:15.988	+0.141		4	1:19.313	+1.474		4	1:22.059	+1.511	4	1:21.995	+0.626
	5	1:16.045	+0.198		5	1:18.931	+1.092		5	1:22.558	+2.010	5	1:21.369	
	6	1:16.591	+0.744		6	1:17.839			6	1:20.548		6	1:21.420	+0.051
(177) Angus MEARNS	1	1:23.466	+6.803	(7) Loris BRITTON	1	1:27.482	+8.486	(77) Andrew IRVINE	1	1:28.371	+6.456	1	1:34.493	+12.181
	2	1:16.663			2	1:19.409	+0.413		2	1:21.915		2	1:23.712	+1.400
	3	1:16.866	+0.203		3	1:19.698	+0.702		3	1:23.064	+1.149	3	1:22.411	+0.099
	4	1:17.397	+0.734		4	1:19.802	+0.806		4	1:21.919	+0.004	4	1:23.575	+1.263
	5	1:17.139	+0.476		5	1:19.695	+0.699		5	1:22.936	+1.021	5	1:22.813	+0.501
	6	1:17.615	+0.952		6	1:18.996			6	1:22.318	+0.403	6	1:22.312	
(100) Kyle NOLAN	1	1:23.947	+8.163	(127) Andy DONALD	1	1:26.663	+6.803	(120) Gary WRIGHT	1	1:31.497	+10.548	1	1:33.822	+10.822
	2	1:17.521	+1.737		2	1:19.860			2	1:21.918	+0.969	2	1:24.009	+1.009
	3	1:17.982	+2.198		3	1:21.027	+1.167		3	1:20.949		3	1:25.184	+2.184
	4	1:17.437	+1.653		4	1:21.507	+1.647		4	1:21.742	+0.793	4	1:23.287	+0.287
	5	1:17.375	+1.591		5	1:21.695	+1.835		5	1:22.382	+1.433	5	1:23.000	
	6	1:15.784			6	1:20.980	+1.120		6	1:22.375	+1.426	6	1:24.202	+1.202
(76) Kyle WALSH	1	1:26.146	+7.883	(14) David DUFFY	1	1:29.403	+9.555	(103) Richard DUNCAN	1	1:32.604	+11.661	1	1:34.212	+11.356
	2	1:18.882	+0.619		2	1:20.482	+0.634		2	1:21.617	+0.674	2	1:24.555	+1.699
	3	1:18.817	+0.554		3	1:21.097	+1.249		3	1:20.943		3	1:24.570	+1.714
	4	1:18.263			4	1:20.997	+1.149		4	1:21.176	+0.233	4	1:23.927	+1.071
	5	1:18.273	+0.010		5	1:20.557	+0.709		5	1:22.537	+1.594	5	1:22.856	
	6	1:18.497	+0.234		6	1:19.848			6	1:22.469	+1.526	6	1:23.466	+0.610
(18) Darryl ANDERSON	1	1:29.232	+10.815	(270) Stephen MONTGOMERY	1	1:31.595	+12.354	(23) Stuart McCANN	1	1:32.445	+11.085	1	1:35.674	+13.413
	2	1:19.328	+0.911		2	1:20.036	+0.795		2	1:21.770	+0.410	2	1:23.721	+1.460
	3	1:19.378	+0.961		3	1:22.008	+2.767		3	1:22.110	+0.750	3	1:24.316	+2.055
	4	1:18.938	+0.521		4	1:21.491	+2.250		4	1:21.360		4	1:24.815	+2.554
	5	1:18.417			5	1:21.841	+2.600		5	1:21.743	+0.383	5	1:22.897	+0.636
	6	1:18.703	+0.286		6	1:19.241			6	1:22.152	+0.792	6	1:22.261	
(343) David ROBINSON	1	1:36.108	+13.434	(190) James CUNNINGHAM	1	1:32.102	+10.711	(10) George THOMPSON	1	1:36.108	+13.434	1	1:36.108	+13.434
	2	1:23.578	+0.904		2	1:23.578	+0.904		2	1:23.578	+0.904	2	1:23.578	+0.904

41st ENKALON TROPHY RACES

AJ PLUMBING ULSTER SBK R1 - Bishopscourt

SUPERSPORT/SUPERBIKE CUP & F1 ERA SUPERBIKE Bishopscourt National 1.824 miles

R12: B Race Two

31/03/2018 14:55

Race (6 Laps) started at 15:56:53

3	1:24.716	+2.042
4	1:23.715	+1.041
5	1:22.674	
6	1:23.694	+1.020

(142) Adrian HERATY

1	1:37.519	+15.265
2	1:24.376	+2.122
3	1:23.996	+1.742
4	1:23.101	+0.847
5	1:23.519	+1.265
6	1:22.254	

(145) Shane HORNER

1	1:37.313	+12.356
2	1:25.839	+0.882
3	1:25.727	+0.770
4	1:26.057	+1.100
5	1:25.488	+0.531
6	1:24.957	

(64) Matthew BYRNE

1	1:38.834	+12.405
2	1:28.031	+1.602
3	1:26.824	+0.395
4	1:27.020	+0.591
5	1:26.429	
6	1:26.863	+0.434

(74) Jessica McWILLIAMS

1	1:39.922	+11.873
2	1:28.351	+0.302
3	1:28.049	
4	1:28.808	+0.759
5	1:29.603	+1.554
6	1:29.642	+1.593

SHORT CIRCUIT - SUPERSPORT CUP

2018

#1

Pos	No.	Name	Total	Diff	Gap	R1	R2
1	15	Simon REID	25	0	0	25	x
2	67	Jack WARING	20	5	5	20	x
3	98	Jonny SINGLETON	16	9	4	16	x
4	131	Lee CHAMBERS	13	12	3	13	x
5	29	Ryan FENTON	11	14	2	11	x
6	49	Chris DUNDEE	10	15	1	10	x
7	64	Daniel McCLEAN	9	16	1	9	x
8	58	Gary WINTERS	8	17	1	8	x
9	177	Angus MEARNS	7	18	1	7	x
10	36	Wayne SHEEHAN	6	19	1	6	x
11	33	Kevin LAVERY	5	20	1	5	x
12	100	Kyle NOLAN	4	21	1	4	x
13	76	Kyle WALSH	3	22	1	3	x
14	127	Andy DONALD	2	23	1	2	x
15	12	Alan ARMSTRONG	1	24	1	1	x

Event Legend

#1 31/03/2018 AJ PLUMBING ULSTER SBK R1 - Bishopscourt

SHORT CIRCUIT - SUPERBIKE CUP

2018

Pos	No.	Name	Total	Diff	Gap	#1	
						R1	R2
1	199	Barry GRAHAM	45	0	0	20	25
2	108	Graeme SMALLWOODS	45	0	0	25	20
3	16	Chris CAMPBELL	32	13	13	16	16
4	60	Dean O'GRADY	26	19	6	13	13
5	177	Angus MEARNES	22	23	4	11	11
6	343	David ROBINSON	18	27	4	10	8
7	270	Stephen MONTGOMERY	17	28	1	8	9
8	77	Andrew IRVINE	16	29	1	9	7
9	34	Aaron UPRICHARD	12	33	4	7	5
10	17	Stephen MAGILL	10	35	2	x	10
11	64	Matthew BYRNE	8	37	2	4	4
12	87	Trevor MATTHEWSON	6	39	2	6	x
13	129	Gareth MACKAY	6	39	0	x	6
14	66	Adam O'BOYLE	5	40	1	5	x

Event Legend

#1 31/03/2018 AJ PLUMBING ULSTER SBK R1 - Bishopscourt

SHORT CIRCUIT - FORMULA ONE ERA SUPERBIKE

2018

Pos	No.	Name	Total	Diff	Gap	#1	
						R1	R2
1	190	James CUNNINGHAM	50	0	0	25	25
2	10	George THOMPSON	40	10	10	20	20

Event Legend

#1	31/03/2018	AJ PLUMBING ULSTER SBK R1 - Bishopscourt
----	------------	--