

Around A Pound

TANDRAGEE 100

Friday 21st & Saturday 22nd April 2017

promoted by North Armagh MC & CC

www.tandragee100.co.uk



SUPERTWIN

&

SIMON MAGEE PLUMBING & HEATING

250cc GP



2&4
WHEEL MOTORSPORT
STEERING GROUP LTD

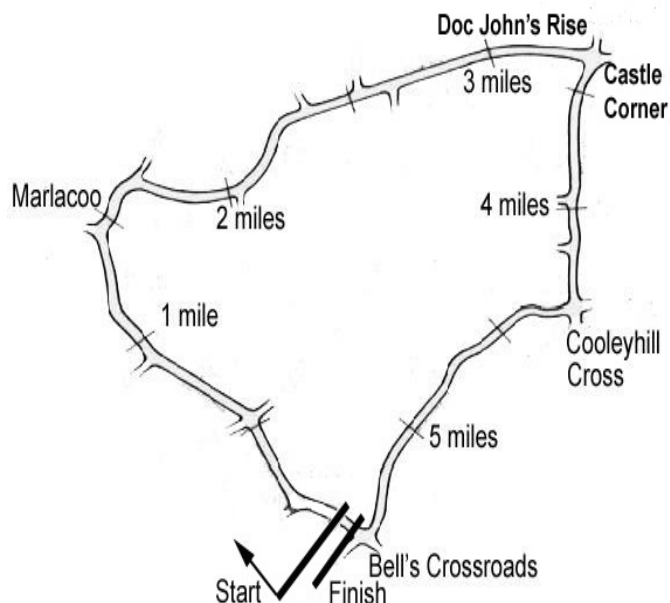


Armagh City
Banbridge
& Craigavon
Borough Council



tourism
northernireland

Tandragee Circuit 5.34375 miles



LAP RECORDS

| Class | Rider | Machine | m s | mph | Year |
|------------------------|-------------------|--------------|----------|---------|------|
| 125cc | Robert Dunlop | Honda | 3 19.38 | 96.487 | 1999 |
| Moto 3 | to be established | | | | |
| 250cc | Phillip McCallen | Honda | 3 10.0 | 101.25 | 1991 |
| Lightweight Supersport | Michael Sweeney | Yamaha 400 | 3 18.250 | 97.037 | 2016 |
| Supertwin | Ryan Farquhar | Kawasaki | 3 05.522 | 103.694 | 2016 |
| Supersport | Michael Dunlop | Yamaha | 2 57.522 | 108.367 | 2011 |
| Superbike | Michael Dunlop | Kawasaki | 2 56.012 | 109.297 | 2011 |
| Senior Support | Joe Newbould | Kawasaki 600 | 3 08.944 | 101.816 | 2016 |
| Junior Support | Derek Costello | Kawasaki 650 | 3 20.827 | 95.791 | 2014 |
| Classic 1000cc | Stewart Parkhill | BSA 750 | 3 29.69 | 91.74 | 1996 |
| Classic 500cc | Bob Jackson | Norton | 3 27.03 | 92.921 | 1998 |
| Classic 350cc | Colin Rodgers | Honda | 3 38.59 | 88.007 | 1999 |
| Classic 250cc | Gary Long | Suzuki | 3 42.23 | 86.566 | 1997 |
| Forgotten Era | Anthony McColgan | Bimota 750 | 3 26.882 | 92.988 | 2016 |

MOST WINS at TANDRAGEE 100

| | | | |
|------------------|----|---------|--|
| Ryan Farquhar | 20 | 1996-16 | (450-5, STWN-4, SSP-2, SBK-6, SJUN-1, C500-2) |
| Joey Dunlop | 18 | 1971-00 | (125-3, 200 HC-1, 250-2, 350-3, 500-1, SSP-1, SBK-7) |
| Brian Reid | 14 | 1980-94 | (125-1, 250-3, 350-4, 500-1, SSP-3, SBK-2) |
| Michael Dunlop | 11 | 2006-13 | (125-1, 250-2, SSP-3, SBK-4, SJUN-1) |
| Ray McCullough | 10 | 1971-82 | (250-7, 350-2, 500-1) |
| Phillip McCallen | 9 | 1988-99 | (125-1, 250-3, SSP-1, SBK-4) |
| William Dunlop | 9 | 2008-16 | (125-1, 250-4, SSP-3, SBK-1) |
| Sam McClements | 8 | 1981-89 | (SBK-5, C500-3) |
| Robert Dunlop | 7 | 1985-06 | (125-7) |

MOST WINS AT ALL IRISH ROAD RACE MEETINGS (after Armoy 2016)

| | | |
|------------------|-----|---------|
| Ryan Farquhar | 211 | 1995-16 |
| Joey Dunlop | 156 | 1971-00 |
| Robert Dunlop | 135 | 1980-08 |
| William Dunlop | 118 | 2005-16 |
| Ray McCullough | 109 | 1960-82 |
| Phillip McCallen | 109 | 1987-99 |
| Michael Dunlop | 97 | 2006-16 |
| Brian Reid | 78 | 1980-94 |
| Darran Lindsay | 74 | 1999-06 |
| James Courtney | 66 | 1992-99 |

AROUND A POUND TANDRAGEE 100

SUPERTWIN & 250cc GP

Qualifying

Friday, 21 April 2017

Simon Magee Plumbing & Heating 250cc GP




| Pos | Class | No | Name | Machine / Sponsor | Time | Best Lap | | On | Total Laps |
|-----|-------|-----|-----------------|------------------------|----------|----------|--------|----|------------|
| | | | | | | Behind | Speed | | |
| 1 | 250R | 40 | Rhys HARDISTY | Yamaha | 3:41.073 | 9.354 | 87.019 | 5 | 5 |
| 2 | 250R | 109 | Neil KERNOHAN | Honda - Logan Racing | 3:45.915 | 4.842 | 85.154 | 5 | 5 |
| 3 | 250R | 130 | Dean STIMPSON | Yamaha - Izzard Racing | 3:59.348 | 18.275 | 80.375 | 5 | 5 |
| 4 | 250R | 174 | Jamie O'BRIEN | Yamaha | 4:16.350 | 35.277 | 75.044 | 5 | 5 |
| 5 | 250R | 173 | John ELLA | Honda - Mols | 4:30.168 | 49.095 | 71.206 | 4 | 4 |
| 6 | 250R | 133 | Colin McDOUGALL | Yamaha | 4:40.297 | 59.224 | 68.633 | 4 | 4 |

Tayto Supertwin

| Pos | Class | No | Name | Machine / Sponsor | Time | Best Lap | | On | Total Laps |
|-----|-------|-----|-------------------|--|----------|----------|--------|----|------------|
| | | | | | | Behind | Speed | | |
| 1 | STWN | 86 | Derek McGEE | Kawasaki - McGee Racing | 3:31.719 | | 90.863 | 4 | 5 |
| 2 | STWN | 31 | Shaun ANDERSON | Kramer 690 Supermono | 3:37.791 | 6.072 | 88.330 | 5 | 5 |
| 3 | STWN | 56 | Adam McLEAN | Kawasaki - Hanna Performance/MJ Palmer | 3:39.746 | 8.027 | 87.544 | 5 | 5 |
| 4 | STWN | 65 | Michael SWEENEY | Kawasaki - Kiely Heating Racing | 3:42.398 | 10.679 | 86.500 | 3 | 3 |
| 5 | STWN | 82 | Derek SHEILS | Kawasaki - Cookstown BE Racing | 3:44.350 | 12.631 | 85.748 | 2 | 2 |
| 6 | STWN | 27 | Joseph LOUGHLIN | Kawasaki - G2-Tech | 3:44.511 | 12.792 | 85.686 | 5 | 5 |
| 7 | STWN | 68 | Gareth EVANS | Kawasaki - Joe Evans Garage | 3:46.959 | 15.240 | 84.762 | 5 | 5 |
| 8 | STWN | 64 | Stephen McKNIGHT | Suzuki - McKnight Racing | 3:48.030 | 16.311 | 84.364 | 3 | 3 |
| 9 | STWN | 10 | James CHAWKE | Kawasaki | 3:48.379 | 16.660 | 84.235 | 3 | 5 |
| 10 | STWN | 43 | Philip CROSBIE | Kawasaki | 3:48.437 | 16.718 | 84.214 | 4 | 5 |
| 11 | STWN | 75 | Oisín WATSON | Suzuki | 3:53.041 | 21.322 | 82.550 | 4 | 4 |
| 12 | STWN | 2 | Paul JORDAN | Kawasaki - B&W / Site Sealants | 3:53.382 | 21.663 | 82.429 | 3 | 3 |
| 13 | STWN | 138 | Paul WILLIAMS | Kawasaki - Ace Motorcycles Bude | 3:53.654 | 21.935 | 82.333 | 3 | 4 |
| 14 | STWN | 20 | David LUMSDEN | Kawasaki - Full Factory Winnerswear | 3:55.434 | 23.715 | 81.711 | 5 | 5 |
| 15 | STWN | 34 | Andrew McMULLAN | Kawasaki | 3:56.230 | 24.511 | 81.435 | 2 | 3 |
| 16 | STWN | 151 | Scott MILLER | Kawasaki | 3:58.699 | 26.980 | 80.593 | 4 | 5 |
| 17 | STWN | 42 | Brian LOUGHLIN | Suzuki - G2-Tech | 3:59.688 | 27.969 | 80.261 | 3 | 5 |
| 18 | STWN | 54 | Sam JOHNSON | Suzuki - Colin Dunlop Racing | 3:59.984 | 28.265 | 80.162 | 2 | 2 |
| 19 | STWN | 11 | Callum LAIDLAW | Kawasaki - R T & E Racing | 4:01.475 | 29.756 | 79.667 | 2 | 2 |
| 20 | STWN | 124 | Thomas WHITMORE | Suzuki | 4:04.651 | 32.932 | 78.632 | 5 | 5 |
| 21 | STWN | 777 | Shaun WYNNE | Kawasaki - SMW Racing | 4:09.713 | 37.994 | 77.038 | 2 | 3 |
| 22 | STWN | 79 | Keith CLARKE | Suzuki | 4:20.254 | 48.535 | 73.918 | 3 | 3 |
| 23 | STWN | 87 | Trevor MATTHEWSON | Kawasaki - Strangford Holiday Park | 4:28.592 | 56.873 | 71.624 | 3 | 3 |
| 24 | STWN | 15 | R J WOOLSEY | Kawasaki | 4:30.257 | 58.538 | 71.182 | 3 | 3 |
| 25 | STWN | 41 | Michael NAGLE | Kawasaki - DF Racing | 4:33.993 | 1:02.274 | 70.212 | 4 | 4 |
| 26 | STWN | 30 | David GRAHAM | Suzuki - Patch Racing | 4:37.974 | 1:06.255 | 69.206 | 3 | 4 |
| 27 | STWN | 72 | Ben MULLANE | Suzuki - Puzzles Racing | 4:39.474 | 1:07.755 | 68.835 | 3 | 3 |
| 28 | STWN | 211 | Tim STEPHENSON | Suzuki - KSS | 4:54.978 | 1:23.259 | 65.217 | 2 | 4 |

Provisional result to be confirmed by the Stewards of the Meeting subject to completion of technical inspections & the time limit for protests

Page 1 / 1

| | | | | | |
|---------------|------------------|----------------|---|--------------------|-------------------------------|
| Circuit | Tandragee | Signed |  | Organising Club | North Armagh MC&CC |
| Length(miles) | 5.3438 | Lap 1 (5.2368) | Chief Timekeeper | Qualifying Started | 19:43 |
| Weather | Rain | Issued At: | 20:18 | | |
| Track | Wet | | | | |



AROUND A POUND TANDRAGEE 100

SUPERTWIN & 250cc GP

Qualifying

Friday, 21 April 2017

DETAILED RESULT

Simon Magee Plumbing & Heating 250cc (



Qualifying Classification

Position

1 40 Rhys HARDISTY

250R Behind 9.354

Best Time 3:41.073 Best Speed 87.019 On 5 Gp

| Lap | Elapsed Time | Lap Time | Lap Speed |
|-----|--------------|----------|-----------|
| 1 | 4:40.413 | 4:40.413 | 67.230 |
| 2 | 8:33.090 | 3:52.677 | 82.679 |
| 3 | 12:18.365 | 3:45.275 | 85.396 |
| 4 | 16:01.169 | 3:42.804 | 86.343 |
| 5 | 19:42.242 | 3:41.073 | 87.019 |

2 109 Neil KERNOHAN

250R Behind 4.842

Best Time 3:45.915 Best Speed 85.154 On 5 Gp

| Lap | Elapsed Time | Lap Time | Lap Speed |
|-----|--------------|----------|-----------|
| 1 | 5:38.402 | 5:38.402 | 55.710 |
| 2 | 9:45.324 | 4:06.922 | 77.909 |
| 3 | 14:35.681 | 4:50.357 | 66.255 |
| 4 | 18:28.453 | 3:52.772 | 82.645 |
| 5 | 22:14.368 | 3:45.915 | 85.154 |

3 130 Dean STIMPSON

250R Behind 18.275

Best Time 3:59.348 Best Speed 80.375 On 5 Gp

| Lap | Elapsed Time | Lap Time | Lap Speed |
|-----|--------------|----------|-----------|
| 1 | 5:20.093 | 5:20.093 | 58.896 |
| 2 | 9:31.653 | 4:11.560 | 76.473 |
| 3 | 13:36.166 | 4:04.513 | 78.677 |
| 4 | 17:36.508 | 4:00.342 | 80.042 |
| 5 | 21:35.856 | 3:59.348 | 80.375 |

4 174 Jamie O'BRIEN

250R Behind 35.277

Best Time 4:16.350 Best Speed 75.044 On 5 Gp

| Lap | Elapsed Time | Lap Time | Lap Speed |
|-----|--------------|----------|-----------|
| 1 | 4:34.637 | 4:34.637 | 68.644 |
| 2 | 8:53.867 | 4:19.230 | 74.210 |
| 3 | 13:13.939 | 4:20.072 | 73.970 |
| 4 | 17:31.939 | 4:18.000 | 74.564 |
| 5 | 21:48.289 | 4:16.350 | 75.044 |

Simon Magee Plumbing & Heating 250cc (

Qualifying Classification

Position

5 173 John ELLA

250R Behind 49.095

Best Time 4:30.168 Best Speed 71.206 On 4 Gp

| Lap | Elapsed Time | Lap Time | Lap Speed |
|-----|--------------|----------|-----------|
| 1 | 5:39.259 | 5:39.259 | 55.569 |
| 2 | 11:12.509 | 5:33.250 | 57.727 |
| 3 | 15:43.803 | 4:31.294 | 70.910 |
| 4 | 20:13.971 | 4:30.168 | 71.206 |

6 133 Colin McDOUGALL

250R Behind 59.224

Best Time 4:40.297 Best Speed 68.633 On 4 Gp

| Lap | Elapsed Time | Lap Time | Lap Speed |
|-----|--------------|----------|-----------|
| 1 | 6:18.307 | 6:18.307 | 49.833 |
| 2 | 11:11.992 | 4:53.685 | 65.504 |
| 3 | 15:56.310 | 4:44.318 | 67.662 |
| 4 | 20:36.607 | 4:40.297 | 68.633 |

AROUND A POUND TANDRAGEE 100

SUPERTWIN & 250cc GP

Qualifying

Friday, 21 April 2017

DETAILED RESULT

Tayto Supertwin



Qualifying Classification

Position

1 86 Derek McGEE

STWN Behind

Best Time **3:31.719** Best Speed **90.863** On **4** Gp

| Lap | Elapsed Time | Lap Time | Lap Speed |
|-----|--------------|----------|-----------|
| 1 | 4:13.146 | 4:13.146 | 74.472 |
| 2 | 8:54.109 | 4:40.963 | 68.470 |
| 3 | 12:29.526 | 3:35.417 | 89.304 |
| 4 | 16:01.245 | 3:31.719 | 90.863 |
| 5 | 19:40.726 | 3:39.481 | 87.650 |

2 31 Shaun ANDERSON

STWN Behind **6.072**

Best Time **3:37.791** Best Speed **88.330** On **5** Gp

| Lap | Elapsed Time | Lap Time | Lap Speed |
|-----|--------------|----------|-----------|
| 1 | 4:39.723 | 4:39.723 | 67.396 |
| 2 | 8:26.256 | 3:46.533 | 84.921 |
| 3 | 12:04.433 | 3:38.177 | 88.174 |
| 4 | 15:44.166 | 3:39.733 | 87.549 |
| 5 | 19:21.957 | 3:37.791 | 88.330 |

3 56 Adam McLEAN

STWN Behind **8.027**

Best Time **3:39.746** Best Speed **87.544** On **5** Gp

| Lap | Elapsed Time | Lap Time | Lap Speed |
|-----|--------------|----------|-----------|
| 1 | 4:00.399 | 4:00.399 | 78.421 |
| 2 | 7:48.157 | 3:47.758 | 84.465 |
| 3 | 11:30.592 | 3:42.435 | 86.486 |
| 4 | 15:13.403 | 3:42.811 | 86.340 |
| 5 | 18:53.149 | 3:39.746 | 87.544 |

4 65 Michael SWEENEY

STWN Behind **10.679**

Best Time **3:42.398** Best Speed **86.500** On **3** Gp

| Lap | Elapsed Time | Lap Time | Lap Speed |
|-----|--------------|----------|-----------|
| 1 | 4:04.994 | 4:04.994 | 76.950 |
| 2 | 7:49.172 | 3:44.178 | 85.814 |
| 3 | 11:31.570 | 3:42.398 | 86.500 |

5 82 Derek SHEILS

STWN Behind **12.631**

Best Time **3:44.350** Best Speed **85.748** On **2** Gp

| Lap | Elapsed Time | Lap Time | Lap Speed |
|-----|--------------|----------|-----------|
| 1 | 4:01.271 | 4:01.271 | 78.137 |
| 2 | 7:45.621 | 3:44.350 | 85.748 |

Tayto Supertwin

Qualifying Classification

Position

6 27 Joseph LOUGHLIN

STWN Behind **12.792**

Best Time **3:44.511** Best Speed **85.686** On **5** Gp

| Lap | Elapsed Time | Lap Time | Lap Speed |
|-----|--------------|----------|-----------|
| 1 | 4:27.653 | 4:27.653 | 70.436 |
| 2 | 8:14.185 | 3:46.532 | 84.922 |
| 3 | 12:00.662 | 3:46.477 | 84.942 |
| 4 | 15:46.373 | 3:45.711 | 85.231 |
| 5 | 19:30.884 | 3:44.511 | 85.686 |

7 68 Gareth EVANS

STWN Behind **15.240**

Best Time **3:46.959** Best Speed **84.762** On **5** Gp

| Lap | Elapsed Time | Lap Time | Lap Speed |
|-----|--------------|----------|-----------|
| 1 | 5:33.893 | 5:33.893 | 56.462 |
| 2 | 9:32.086 | 3:58.193 | 80.764 |
| 3 | 13:21.481 | 3:49.395 | 83.862 |
| 4 | 17:12.674 | 3:51.193 | 83.210 |
| 5 | 20:59.633 | 3:46.959 | 84.762 |

8 64 Stephen McKNIGHT

STWN Behind **16.311**

Best Time **3:48.030** Best Speed **84.364** On **3** Gp

| Lap | Elapsed Time | Lap Time | Lap Speed |
|-----|--------------|----------|-----------|
| 1 | 4:08.199 | 4:08.199 | 75.956 |
| 2 | 7:58.228 | 3:50.029 | 83.631 |
| 3 | 11:46.258 | 3:48.030 | 84.364 |

9 10 James CHAWKE

STWN Behind **16.660**

Best Time **3:48.379** Best Speed **84.235** On **3** Gp

| Lap | Elapsed Time | Lap Time | Lap Speed |
|-----|--------------|----------|-----------|
| 1 | 4:20.492 | 4:20.492 | 72.372 |
| 2 | 8:12.634 | 3:52.142 | 82.870 |
| 3 | 12:01.013 | 3:48.379 | 84.235 |
| 4 | 15:50.652 | 3:49.639 | 83.773 |
| 5 | 19:50.206 | 3:59.554 | 80.305 |



AROUND A POUND TANDRAGEE 100

SUPERTWIN & 250cc GP

Qualifying

Friday, 21 April 2017

DETAILED RESULT

Tayto Supertwin



Qualifying Classification

Position

10 43 Philip CROSBIE

STWN Behind 16.718

Best Time 3:48.437 Best Speed 84.214 On 4 Gp

| Lap | Elapsed Time | Lap Time | Lap Speed |
|-----|--------------|----------|-----------|
| 1 | 5:01.379 | 5:01.379 | 62.553 |
| 2 | 8:54.652 | 3:53.273 | 82.468 |
| 3 | 12:46.592 | 3:51.940 | 82.942 |
| 4 | 16:35.029 | 3:48.437 | 84.214 |
| 5 | 20:23.629 | 3:48.600 | 84.154 |

11 75 Oisin WATSON

STWN Behind 21.322

Best Time 3:53.041 Best Speed 82.550 On 4 Gp

| Lap | Elapsed Time | Lap Time | Lap Speed |
|-----|--------------|----------|-----------|
| 1 | 5:10.439 | 5:10.439 | 60.728 |
| 2 | 9:12.667 | 4:02.228 | 79.419 |
| 3 | 13:10.045 | 3:57.378 | 81.042 |
| 4 | 17:03.086 | 3:53.041 | 82.550 |

12 2 Paul JORDAN

STWN Behind 21.663

Best Time 3:53.382 Best Speed 82.429 On 3 Gp

| Lap | Elapsed Time | Lap Time | Lap Speed |
|-----|--------------|----------|-----------|
| 1 | 4:01.735 | 4:01.735 | 77.987 |
| 2 | 8:31.437 | 4:29.702 | 71.329 |
| 3 | 12:24.819 | 3:53.382 | 82.429 |

13 138 Paul WILLIAMS

STWN Behind 21.935

Best Time 3:53.654 Best Speed 82.333 On 3 Gp

| Lap | Elapsed Time | Lap Time | Lap Speed |
|-----|--------------|----------|-----------|
| 1 | 5:45.680 | 5:45.680 | 54.537 |
| 2 | 9:46.351 | 4:00.671 | 79.933 |
| 3 | 13:40.005 | 3:53.654 | 82.333 |
| 4 | 17:53.068 | 4:13.063 | 76.019 |

Tayto Supertwin

Qualifying Classification

Position

14 20 David LUMSDEN

STWN Behind 23.715

Best Time 3:55.434 Best Speed 81.711 On 5 Gp

| Lap | Elapsed Time | Lap Time | Lap Speed |
|-----|--------------|----------|-----------|
| 1 | 5:55.538 | 5:55.538 | 53.025 |
| 2 | 10:04.520 | 4:08.982 | 77.265 |
| 3 | 14:11.224 | 4:06.704 | 77.978 |
| 4 | 18:10.378 | 3:59.154 | 80.440 |
| 5 | 22:05.812 | 3:55.434 | 81.711 |

15 34 Andrew McMULLAN

STWN Behind 24.511

Best Time 3:56.230 Best Speed 81.435 On 2 Gp

| Lap | Elapsed Time | Lap Time | Lap Speed |
|-----|--------------|----------|-----------|
| 1 | 5:45.352 | 5:45.352 | 54.589 |
| 2 | 9:41.582 | 3:56.230 | 81.435 |
| 3 | 14:48.231 | 5:06.649 | 62.735 |

16 151 Scott MILLER

STWN Behind 26.980

Best Time 3:58.699 Best Speed 80.593 On 4 Gp

| Lap | Elapsed Time | Lap Time | Lap Speed |
|-----|--------------|----------|-----------|
| 1 | 5:27.076 | 5:27.076 | 57.639 |
| 2 | 9:35.325 | 4:08.249 | 77.493 |
| 3 | 13:35.858 | 4:00.533 | 79.979 |
| 4 | 17:34.557 | 3:58.699 | 80.593 |
| 5 | 21:33.362 | 3:58.805 | 80.557 |

17 42 Brian LOUGHLIN

STWN Behind 27.969

Best Time 3:59.688 Best Speed 80.261 On 3 Gp

| Lap | Elapsed Time | Lap Time | Lap Speed |
|-----|--------------|----------|-----------|
| 1 | 4:38.122 | 4:38.122 | 67.784 |
| 2 | 8:41.010 | 4:02.888 | 79.203 |
| 3 | 12:40.698 | 3:59.688 | 80.261 |
| 4 | 16:40.674 | 3:59.976 | 80.164 |
| 5 | 20:41.619 | 4:00.945 | 79.842 |

18 54 Sam JOHNSON

STWN Behind 28.265

Best Time 3:59.984 Best Speed 80.162 On 2 Gp

| Lap | Elapsed Time | Lap Time | Lap Speed |
|-----|--------------|----------|-----------|
| 1 | 4:34.217 | 4:34.217 | 68.750 |
| 2 | 8:34.201 | 3:59.984 | 80.162 |

AROUND A POUND TANDRAGEE 100

SUPERTWIN & 250cc GP

Qualifying

Friday, 21 April 2017

DETAILED RESULT

Tayto Supertwin



Qualifying Classification

Position

| | | | | | |
|-----------|--------------------------|------------|---------------|---------------|-------------|
| 19 | 11 Callum LAIDLAW | | | | |
| | STWN | | Behind | 29.756 | |
| Best Time | 4:01.475 | Best Speed | 79.667 | On | 2 Gp |
| Lap | Elapsed Time | Lap Time | Lap Speed | | |
| 1 | 4:21.224 | 4:21.224 | 72.169 | | |
| 2 | 8:22.699 | 4:01.475 | 79.667 | | |

| | | | | | |
|-----------|----------------------------|------------|---------------|---------------|-------------|
| 20 | 124 Thomas WHITMORE | | | | |
| | STWN | | Behind | 32.932 | |
| Best Time | 4:04.651 | Best Speed | 78.632 | On | 5 Gp |
| Lap | Elapsed Time | Lap Time | Lap Speed | | |
| 1 | 6:00.308 | 6:00.308 | 52.323 | | |
| 2 | 10:16.625 | 4:16.317 | 75.054 | | |
| 3 | 14:33.620 | 4:16.995 | 74.856 | | |
| 4 | 18:48.505 | 4:14.885 | 75.475 | | |
| 5 | 22:53.156 | 4:04.651 | 78.632 | | |

| | | | | | |
|-----------|------------------------|------------|---------------|---------------|-------------|
| 21 | 777 Shaun WYNNE | | | | |
| | STWN | | Behind | 37.994 | |
| Best Time | 4:09.713 | Best Speed | 77.038 | On | 2 Gp |
| Lap | Elapsed Time | Lap Time | Lap Speed | | |
| 1 | 5:48.620 | 5:48.620 | 54.077 | | |
| 2 | 9:58.333 | 4:09.713 | 77.038 | | |
| 3 | 14:11.849 | 4:13.516 | 75.883 | | |

| | | | | | |
|-----------|------------------------|------------|---------------|---------------|-------------|
| 22 | 79 Keith CLARKE | | | | |
| | STWN | | Behind | 48.535 | |
| Best Time | 4:20.254 | Best Speed | 73.918 | On | 3 Gp |
| Lap | Elapsed Time | Lap Time | Lap Speed | | |
| 1 | 5:51.598 | 5:51.598 | 53.619 | | |
| 2 | 10:15.187 | 4:23.589 | 72.983 | | |
| 3 | 14:35.441 | 4:20.254 | 73.918 | | |

| | | | | | |
|-----------|-----------------------------|------------|---------------|---------------|-------------|
| 23 | 87 Trevor MATTHEWSON | | | | |
| | STWN | | Behind | 56.873 | |
| Best Time | 4:28.592 | Best Speed | 71.624 | On | 3 Gp |
| Lap | Elapsed Time | Lap Time | Lap Speed | | |
| 1 | 5:33.289 | 5:33.289 | 56.564 | | |
| 2 | 10:06.354 | 4:33.065 | 70.450 | | |
| 3 | 14:34.946 | 4:28.592 | 71.624 | | |

Tayto Supertwin

Qualifying Classification

Position

| | | | | | |
|-----------|-----------------------|------------|---------------|---------------|-------------|
| 24 | 15 R J WOOLSEY | | | | |
| | STWN | | Behind | 58.538 | |
| Best Time | 4:30.257 | Best Speed | 71.182 | On | 3 Gp |
| Lap | Elapsed Time | Lap Time | Lap Speed | | |
| 1 | 6:17.492 | 6:17.492 | 49.941 | | |
| 2 | 10:57.084 | 4:39.592 | 68.806 | | |
| 3 | 15:27.341 | 4:30.257 | 71.182 | | |

| | | | | | |
|-----------|-------------------------|------------|---------------|-----------------|-------------|
| 25 | 41 Michael NAGLE | | | | |
| | STWN | | Behind | 1:02.274 | |
| Best Time | 4:33.993 | Best Speed | 70.212 | On | 4 Gp |
| Lap | Elapsed Time | Lap Time | Lap Speed | | |
| 1 | 5:17.276 | 5:17.276 | 59.419 | | |
| 2 | 9:53.637 | 4:36.361 | 69.610 | | |
| 3 | 14:27.675 | 4:34.038 | 70.200 | | |
| 4 | 19:01.668 | 4:33.993 | 70.212 | | |

| | | | | | |
|-----------|------------------------|------------|---------------|-----------------|-------------|
| 26 | 30 David GRAHAM | | | | |
| | STWN | | Behind | 1:06.255 | |
| Best Time | 4:37.974 | Best Speed | 69.206 | On | 3 Gp |
| Lap | Elapsed Time | Lap Time | Lap Speed | | |
| 1 | 6:29.397 | 6:29.397 | 48.414 | | |
| 2 | 11:09.742 | 4:40.345 | 68.621 | | |
| 3 | 15:47.716 | 4:37.974 | 69.206 | | |
| 4 | 20:35.084 | 4:47.368 | 66.944 | | |

| | | | | | |
|-----------|-----------------------|------------|---------------|-----------------|-------------|
| 27 | 72 Ben MULLANE | | | | |
| | STWN | | Behind | 1:07.755 | |
| Best Time | 4:39.474 | Best Speed | 68.835 | On | 3 Gp |
| Lap | Elapsed Time | Lap Time | Lap Speed | | |
| 1 | 5:01.277 | 5:01.277 | 62.575 | | |
| 2 | 9:45.851 | 4:44.574 | 67.601 | | |
| 3 | 14:25.325 | 4:39.474 | 68.835 | | |

| | | | | | |
|-----------|---------------------------|------------|---------------|-----------------|-------------|
| 28 | 211 Tim STEPHENSON | | | | |
| | STWN | | Behind | 1:23.259 | |
| Best Time | 4:54.978 | Best Speed | 65.217 | On | 2 Gp |
| Lap | Elapsed Time | Lap Time | Lap Speed | | |
| 1 | 5:31.933 | 5:31.933 | 56.795 | | |
| 2 | 10:26.911 | 4:54.978 | 65.217 | | |
| 3 | 15:23.311 | 4:56.400 | 64.904 | | |
| 4 | 20:24.480 | 5:01.169 | 63.876 | | |

AROUND A POUND TANDRAGEE 100

SUPERTWIN / 250GP

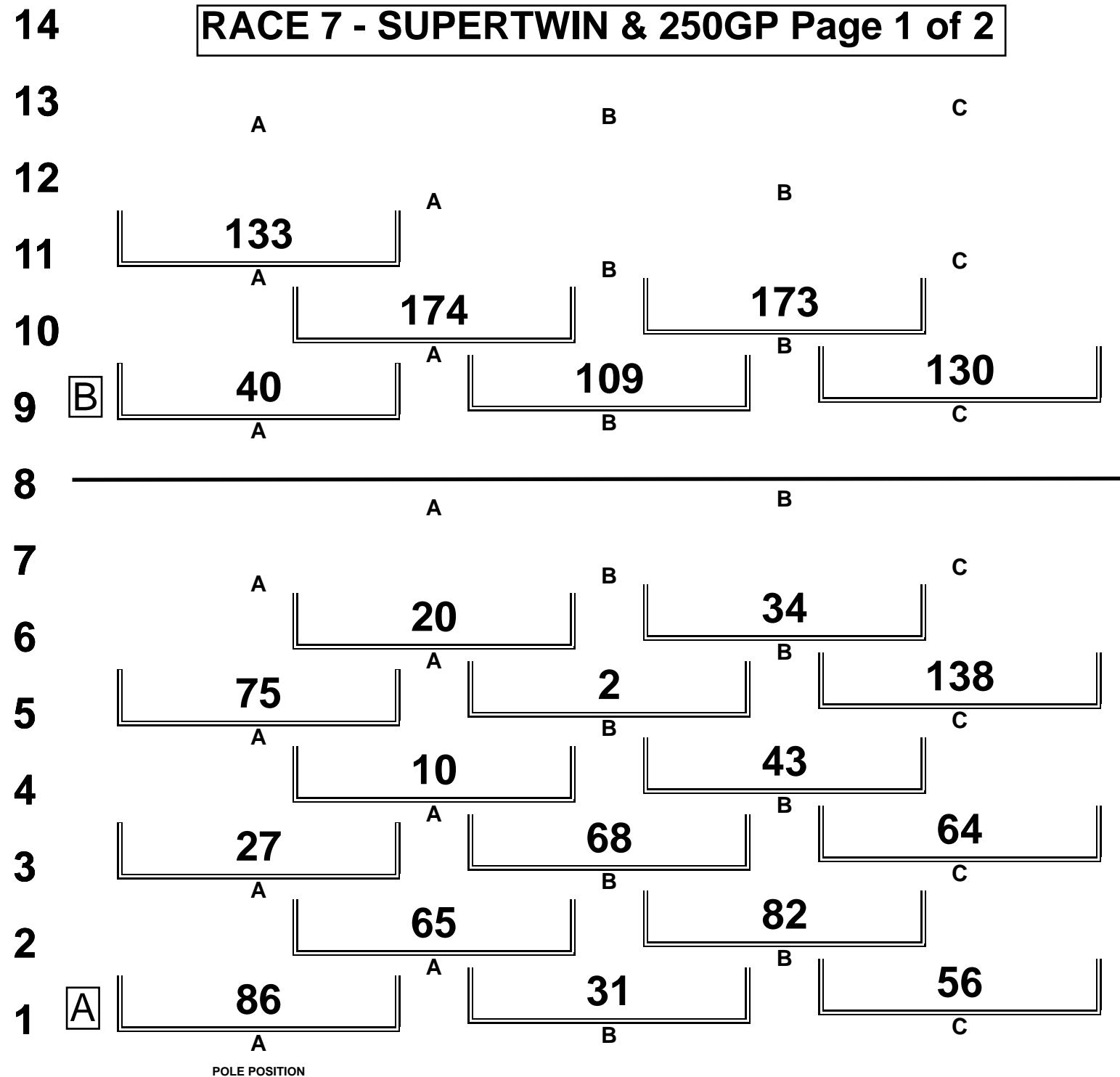
Tandragee 5.344 miles

R7: Tayto Supertwin / Magee Plumbing 250cc GP

22/04/2017 15:30

Race (5 Laps)

RACE 7 - SUPERTWIN & 250GP Page 1 of 2



POLE POSITION

AROUND A POUND TANDRAGEE 100

SUPERTWIN / 250GP

Tandragee 5.344 miles


R7: Tayto Supertwin / Magee Plumbing 250cc GP

22/04/2017 15:30

Race (5 Laps)

RACE 7 - SUPERTWIN & 250GP Page 2 of 2

| | | | | |
|----|-----|-----|----|-----|
| 20 | | 91 | | |
| | | A | | |
| 19 | 30 | | 72 | 211 |
| | A | | B | C |
| 18 | | 15 | | 41 |
| | | A | | B |
| 17 | 777 | | 79 | 87 |
| | A | | B | C |
| 16 | | 11 | | 124 |
| | | A | | B |
| 15 | C | 151 | | 42 |
| | | A | | B |
| | | | | 54 |
| | | | | C |



Promoted by North Armagh Motorcycle and Car Club

Orbits

Provisional result to be confirmed by the Stewards of the Meeting subject to the completion of technical inspections and the time limit for protests

MCUI (Ulster Centre) Timing @ www.elaps-timing.com



Ride on Delta Seven