

Around A Pound

TANDRAGEE 100

Friday 21st & Saturday 22nd April 2017

promoted by North Armagh MC & CC
www.tandragee100.co.uk

**McCULLAGH PROPERTY
SUPERSPORT**



2&4
WHEEL MOTORSPORT
STEERING GROUP LTD

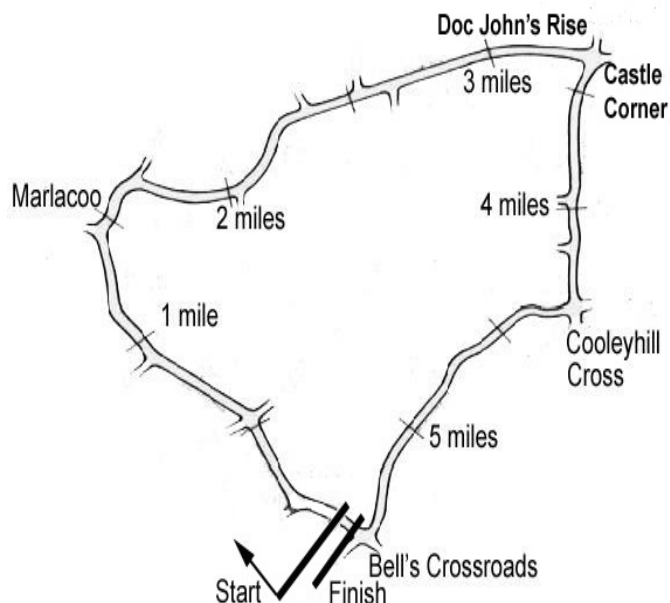


Armagh City
Banbridge
& Craigavon
Borough Council



tourism
northernireland

Tandragee Circuit 5.34375 miles



LAP RECORDS

| Class | Rider | Machine | m s | mph | Year |
|------------------------|-------------------|--------------|----------|---------|------|
| 125cc | Robert Dunlop | Honda | 3 19.38 | 96.487 | 1999 |
| Moto 3 | to be established | | | | |
| 250cc | Phillip McCallen | Honda | 3 10.0 | 101.25 | 1991 |
| Lightweight Supersport | Michael Sweeney | Yamaha 400 | 3 18.250 | 97.037 | 2016 |
| Supertwin | Ryan Farquhar | Kawasaki | 3 05.522 | 103.694 | 2016 |
| Supersport | Michael Dunlop | Yamaha | 2 57.522 | 108.367 | 2011 |
| Superbike | Michael Dunlop | Kawasaki | 2 56.012 | 109.297 | 2011 |
| Senior Support | Joe Newbould | Kawasaki 600 | 3 08.944 | 101.816 | 2016 |
| Junior Support | Derek Costello | Kawasaki 650 | 3 20.827 | 95.791 | 2014 |
| Classic 1000cc | Stewart Parkhill | BSA 750 | 3 29.69 | 91.74 | 1996 |
| Classic 500cc | Bob Jackson | Norton | 3 27.03 | 92.921 | 1998 |
| Classic 350cc | Colin Rodgers | Honda | 3 38.59 | 88.007 | 1999 |
| Classic 250cc | Gary Long | Suzuki | 3 42.23 | 86.566 | 1997 |
| Forgotten Era | Anthony McColgan | Bimota 750 | 3 26.882 | 92.988 | 2016 |

MOST WINS at TANDRAGEE 100

| | | | |
|------------------|----|---------|--|
| Ryan Farquhar | 20 | 1996-16 | (450-5, STWN-4, SSP-2, SBK-6, SJUN-1, C500-2) |
| Joey Dunlop | 18 | 1971-00 | (125-3, 200 HC-1, 250-2, 350-3, 500-1, SSP-1, SBK-7) |
| Brian Reid | 14 | 1980-94 | (125-1, 250-3, 350-4, 500-1, SSP-3, SBK-2) |
| Michael Dunlop | 11 | 2006-13 | (125-1, 250-2, SSP-3, SBK-4, SJUN-1) |
| Ray McCullough | 10 | 1971-82 | (250-7, 350-2, 500-1) |
| Phillip McCallen | 9 | 1988-99 | (125-1, 250-3, SSP-1, SBK-4) |
| William Dunlop | 9 | 2008-16 | (125-1, 250-4, SSP-3, SBK-1) |
| Sam McClements | 8 | 1981-89 | (SBK-5, C500-3) |
| Robert Dunlop | 7 | 1985-06 | (125-7) |

MOST WINS AT ALL IRISH ROAD RACE MEETINGS (after Armoy 2016)

| | | |
|------------------|-----|---------|
| Ryan Farquhar | 211 | 1995-16 |
| Joey Dunlop | 156 | 1971-00 |
| Robert Dunlop | 135 | 1980-08 |
| William Dunlop | 118 | 2005-16 |
| Ray McCullough | 109 | 1960-82 |
| Phillip McCallen | 109 | 1987-99 |
| Michael Dunlop | 97 | 2006-16 |
| Brian Reid | 78 | 1980-94 |
| Darran Lindsay | 74 | 1999-06 |
| James Courtney | 66 | 1992-99 |

AROUND A POUND TANDRAGEE 100

SUPERSPORT

Qualifying


Friday, 21 April 2017



| Pos | Class | No | Name | Machine / Sponsor | ----- Best Lap ----- | | | | Laps |
|----------------------------------|-------|-----|-----------------|---------------------------------|----------------------|--------|---------|----|------|
| | | | | | Time | Behind | Speed | On | |
| Qualifying Classification | | | | | | | | | |
| 1 | SSPR | 6 | William DUNLOP | Yamaha - IC / Caffrey Racing | 3:02.837 | | 105.217 | 4 | 5 |
| 2 | SSPR | 86 | Derek McGEE | Yamaha - McGee Racing | 3:04.281 | 1.444 | 104.392 | 4 | 5 |
| 3 | SSPR | 65 | Michael SWEENEY | Yamaha - JWM | 3:05.921 | 3.084 | 103.471 | 4 | 5 |
| 4 | SSPR | 82 | Derek SHEILS | Honda - Cookstown BE Racing | 3:07.061 | 4.224 | 102.841 | 3 | 4 |
| 5 | SSPR | 22 | Paul JORDAN | Honda - B&W / Site Sealants | 3:07.825 | 4.988 | 102.422 | 5 | 5 |
| 6 | SSPR | 56 | Adam McLEAN | Kawasaki - MSS | 3:09.433 | 6.596 | 101.553 | 3 | 5 |
| 7 | SSPR | 24 | Graham KENNEDY | Yamaha - O D Racing | 3:09.989 | 7.152 | 101.256 | 3 | 5 |
| 8 | SSPR | 71 | Davy MORGAN | Yamaha - Magic Bullet | 3:10.282 | 7.445 | 101.100 | 4 | 5 |
| 9 | SSPR | 122 | Alan BONNER | Honda - NW Racing | 3:11.268 | 8.431 | 100.579 | 5 | 5 |
| 10 | SSPR | 59 | Darryl TWEEED | Triumph 675 - M & D Racing | 3:11.922 | 9.085 | 100.236 | 3 | 5 |
| 11 | SSPR | 311 | Allan BRODIE | Yamaha - ABR | 3:12.209 | 9.372 | 100.086 | 5 | 5 |
| 12 | SSPR | 138 | Steven PROCTER | Yamaha | 3:13.800 | 10.963 | 99.265 | 4 | 5 |
| 13 | SSPR | 68 | Gareth EVANS | Yamaha - Joe Evans Garage | 3:14.073 | 11.236 | 99.125 | 4 | 5 |
| 14 | SSPR | 93 | Paul CRANSTON | Honda - P & J Fuel Haulage | 3:14.191 | 11.354 | 99.065 | 5 | 5 |
| 15 | SSPR | 47 | Frank GALLAGHER | Triumph 675 | 3:14.191 | 11.354 | 99.065 | 5 | 5 |
| 16 | SSPR | 96 | Andy FARRELL | Kawasaki | 3:14.287 | 11.450 | 99.016 | 5 | 5 |
| 17 | SSPR | 62 | Sean CONNOLLY | Kawasaki - SKM Racing | 3:15.146 | 12.309 | 98.580 | 4 | 5 |
| 18 | SSPR | 40 | Rhys HARDISTY | Yamaha | 3:16.321 | 13.484 | 97.990 | 5 | 5 |
| 19 | SSPR | 38 | Paul WILLIAMS | Kawasaki | 3:16.524 | 13.687 | 97.889 | 5 | 5 |
| 20 | SSPR | 164 | Steve TOBIN | Yamaha | 3:17.528 | 14.691 | 97.391 | 3 | 5 |
| 21 | SSPR | 151 | Scott MILLER | Yamaha | 3:18.670 | 15.833 | 96.831 | 5 | 5 |
| 22 | SSPR | 54 | Sam JOHNSON | Kawasaki - Colin Dunlop Racing | 3:19.484 | 16.647 | 96.436 | 5 | 5 |
| 23 | SSPR | 26 | Dennis BOOTH | Kawasaki | 3:20.205 | 17.368 | 96.089 | 3 | 5 |
| 24 | SSPR | 18 | Callum LAIDLAW | Yamaha - Prestige Installations | 3:20.491 | 17.654 | 95.952 | 4 | 5 |
| 25 | SSPR | 92 | Noel CARROLL | Yamaha | 3:21.788 | 18.951 | 95.335 | 4 | 5 |
| 26 | SSPR | 80 | Phill ARCHER | Yamaha | 3:22.558 | 19.721 | 94.973 | 5 | 5 |
| 27 | SSPR | 10 | James CHAWKE | Honda | 3:22.795 | 19.958 | 94.862 | 5 | 5 |
| 28 | SSPR | 98 | Michael WELDON | Yamaha | 3:23.065 | 20.228 | 94.736 | 1 | 1 |
| 29 | SSPR | 127 | Stephen CASEY | Yamaha | 3:28.030 | 25.193 | 92.475 | 2 | 5 |

Provisional result to be confirmed by the Stewards of the Meeting subject to completion of technical inspections & the time limit for protests

Page 1 / 1

| | | | | | |
|---------------|------------------------------|------------|---|--------------------|-------------------------------|
| Circuit | Tandragee | Signed |  | Organising Club | North Armagh MC&CC |
| Length(miles) | 5.3438 Lap 1 (5.2368) | | Chief Timekeeper | Qualifying Started | 16:52 |
| Weather | Cloudy | Issued At: | 17:18 | | |
| Track | Dry | | | | |



AROUND A POUND TANDRAGEE 100

SUPERSPORT

Qualifying

Friday, 21 April 2017

DETAILED RESULT



Qualifying Classification

Position

1 6 William DUNLOP

SSPR Behind
Best Time **3:02.837** Best Speed **105.217** On **4** Gp

| Lap | Elapsed Time | Lap Time | Lap Speed |
|-----|--------------|----------|-----------|
| 1 | 4:11.521 | 4:11.521 | 74.953 |
| 2 | 7:22.814 | 3:11.293 | 100.566 |
| 3 | 10:31.869 | 3:09.055 | 101.756 |
| 4 | 13:34.706 | 3:02.837 | 105.217 |
| 5 | 16:40.919 | 3:06.213 | 103.309 |

2 86 Derek McGEE

SSPR Behind **1.444**
Best Time **3:04.281** Best Speed **104.392** On **4** Gp

| Lap | Elapsed Time | Lap Time | Lap Speed |
|-----|--------------|----------|-----------|
| 1 | 3:31.431 | 3:31.431 | 89.165 |
| 2 | 6:38.492 | 3:07.061 | 102.841 |
| 3 | 9:46.074 | 3:07.582 | 102.555 |
| 4 | 12:50.355 | 3:04.281 | 104.392 |
| 5 | 15:54.834 | 3:04.479 | 104.280 |

3 65 Michael SWEENEY

SSPR Behind **3.084**
Best Time **3:05.921** Best Speed **103.471** On **4** Gp

| Lap | Elapsed Time | Lap Time | Lap Speed |
|-----|--------------|----------|-----------|
| 1 | 3:25.429 | 3:25.429 | 91.770 |
| 2 | 6:34.598 | 3:09.169 | 101.695 |
| 3 | 9:41.370 | 3:06.772 | 103.000 |
| 4 | 12:47.291 | 3:05.921 | 103.471 |
| 5 | 15:54.646 | 3:07.355 | 102.679 |

4 82 Derek SHEILS

SSPR Behind **4.224**
Best Time **3:07.061** Best Speed **102.841** On **3** Gp

| Lap | Elapsed Time | Lap Time | Lap Speed |
|-----|--------------|----------|-----------|
| 1 | 3:21.140 | 3:21.140 | 93.727 |
| 2 | 6:29.306 | 3:08.166 | 102.237 |
| 3 | 9:36.367 | 3:07.061 | 102.841 |
| 4 | 12:44.230 | 3:07.863 | 102.402 |

Qualifying Classification

Position

5 22 Paul JORDAN

SSPR Behind **4.988**
Best Time **3:07.825** Best Speed **102.422** On **5** Gp

| Lap | Elapsed Time | Lap Time | Lap Speed |
|-----|--------------|----------|-----------|
| 1 | 3:28.980 | 3:28.980 | 90.211 |
| 2 | 6:38.840 | 3:09.860 | 101.325 |
| 3 | 9:48.192 | 3:09.352 | 101.596 |
| 4 | 13:20.763 | 3:32.571 | 90.499 |
| 5 | 16:28.588 | 3:07.825 | 102.422 |

6 56 Adam McLEAN

SSPR Behind **6.596**
Best Time **3:09.433** Best Speed **101.553** On **3** Gp

| Lap | Elapsed Time | Lap Time | Lap Speed |
|-----|--------------|----------|-----------|
| 1 | 3:25.735 | 3:25.735 | 91.634 |
| 2 | 6:38.164 | 3:12.429 | 99.972 |
| 3 | 9:47.597 | 3:09.433 | 101.553 |
| 4 | 12:57.034 | 3:09.437 | 101.551 |
| 5 | 16:08.218 | 3:11.184 | 100.623 |

7 24 Graham KENNEDY

SSPR Behind **7.152**
Best Time **3:09.989** Best Speed **101.256** On **3** Gp

| Lap | Elapsed Time | Lap Time | Lap Speed |
|-----|--------------|----------|-----------|
| 1 | 3:42.780 | 3:42.780 | 84.623 |
| 2 | 6:54.635 | 3:11.855 | 100.271 |
| 3 | 10:04.624 | 3:09.989 | 101.256 |
| 4 | 13:16.101 | 3:11.477 | 100.469 |
| 5 | 16:26.748 | 3:10.647 | 100.906 |

8 71 Davy MORGAN

SSPR Behind **7.445**
Best Time **3:10.282** Best Speed **101.100** On **4** Gp

| Lap | Elapsed Time | Lap Time | Lap Speed |
|-----|--------------|----------|-----------|
| 1 | 4:15.865 | 4:15.865 | 73.681 |
| 2 | 7:31.902 | 3:16.037 | 98.132 |
| 3 | 10:43.135 | 3:11.233 | 100.597 |
| 4 | 13:53.417 | 3:10.282 | 101.100 |
| 5 | 17:12.496 | 3:19.079 | 96.632 |

AROUND A POUND TANDRAGEE 100

SUPERSPORT

Qualifying

Friday, 21 April 2017

DETAILED RESULT



Qualifying Classification

Position

9 122 Alan BONNER

SSPR Behind 8.431

Best Time 3:11.268 Best Speed 100.579 On 5 Gp

| Lap | Elapsed Time | Lap Time | Lap Speed |
|-----|--------------|----------|-----------|
| 1 | 4:20.255 | 4:20.255 | 72.438 |
| 2 | 7:38.287 | 3:18.032 | 97.143 |
| 3 | 10:52.285 | 3:13.998 | 99.163 |
| 4 | 14:05.654 | 3:13.369 | 99.486 |
| 5 | 17:16.922 | 3:11.268 | 100.579 |

Qualifying Classification

Position

13 68 Gareth EVANS

SSPR Behind 11.236

Best Time 3:14.073 Best Speed 99.125 On 4 Gp

| Lap | Elapsed Time | Lap Time | Lap Speed |
|-----|--------------|----------|-----------|
| 1 | 4:03.673 | 4:03.673 | 77.367 |
| 2 | 7:23.531 | 3:19.858 | 96.256 |
| 3 | 10:38.244 | 3:14.713 | 98.799 |
| 4 | 13:52.317 | 3:14.073 | 99.125 |
| 5 | 17:09.494 | 3:17.177 | 97.565 |

10 59 Darryl TWEED

SSPR Behind 9.085

Best Time 3:11.922 Best Speed 100.236 On 3 Gp

| Lap | Elapsed Time | Lap Time | Lap Speed |
|-----|--------------|----------|-----------|
| 1 | 3:43.711 | 3:43.711 | 84.271 |
| 2 | 6:56.463 | 3:12.752 | 99.804 |
| 3 | 10:08.385 | 3:11.922 | 100.236 |
| 4 | 13:30.173 | 3:21.788 | 95.335 |
| 5 | 16:53.471 | 3:23.298 | 94.627 |

14 93 Paul CRANSTON

SSPR Behind 11.354

Best Time 3:14.191 Best Speed 99.065 On 5 Gp

| Lap | Elapsed Time | Lap Time | Lap Speed |
|-----|--------------|----------|-----------|
| 1 | 3:36.252 | 3:36.252 | 87.177 |
| 2 | 6:52.397 | 3:16.145 | 98.078 |
| 3 | 10:07.778 | 3:15.381 | 98.461 |
| 4 | 13:24.020 | 3:16.242 | 98.029 |
| 5 | 16:38.211 | 3:14.191 | 99.065 |

11 311 Allan BRODIE

SSPR Behind 9.372

Best Time 3:12.209 Best Speed 100.086 On 5 Gp

| Lap | Elapsed Time | Lap Time | Lap Speed |
|-----|--------------|----------|-----------|
| 1 | 3:23.684 | 3:23.684 | 92.557 |
| 2 | 6:37.952 | 3:14.268 | 99.026 |
| 3 | 9:50.931 | 3:12.979 | 99.687 |
| 4 | 13:04.570 | 3:13.639 | 99.347 |
| 5 | 16:16.779 | 3:12.209 | 100.086 |

15 47 Frank GALLAGHER

SSPR Behind 11.354

Best Time 3:14.191 Best Speed 99.065 On 5 Gp

| Lap | Elapsed Time | Lap Time | Lap Speed |
|-----|--------------|----------|-----------|
| 1 | 3:43.152 | 3:43.152 | 84.482 |
| 2 | 7:02.347 | 3:19.195 | 96.576 |
| 3 | 10:18.505 | 3:16.158 | 98.071 |
| 4 | 13:35.055 | 3:16.550 | 97.876 |
| 5 | 16:49.246 | 3:14.191 | 99.065 |

12 138 Steven PROCTER

SSPR Behind 10.963

Best Time 3:13.800 Best Speed 99.265 On 4 Gp

| Lap | Elapsed Time | Lap Time | Lap Speed |
|-----|--------------|----------|-----------|
| 1 | 4:08.264 | 4:08.264 | 75.937 |
| 2 | 7:24.322 | 3:16.058 | 98.121 |
| 3 | 10:39.374 | 3:15.052 | 98.628 |
| 4 | 13:53.174 | 3:13.800 | 99.265 |
| 5 | 17:09.758 | 3:16.584 | 97.859 |

16 96 Andy FARRELL

SSPR Behind 11.450

Best Time 3:14.287 Best Speed 99.016 On 5 Gp

| Lap | Elapsed Time | Lap Time | Lap Speed |
|-----|--------------|----------|-----------|
| 1 | 5:07.460 | 5:07.460 | 61.316 |
| 2 | 8:22.286 | 3:14.826 | 98.742 |
| 3 | 11:37.376 | 3:15.090 | 98.608 |
| 4 | 14:51.851 | 3:14.475 | 98.920 |
| 5 | 18:06.138 | 3:14.287 | 99.016 |

AROUND A POUND TANDRAGEE 100

SUPERSPORT

Qualifying

Friday, 21 April 2017

DETAILED RESULT



Qualifying Classification

Position

17 62 Sean CONNOLLY

SSPR Behind 12.309

Best Time 3:15.146 Best Speed 98.580 On 4 Gp

| Lap | Elapsed Time | Lap Time | Lap Speed |
|-----|--------------|----------|-----------|
| 1 | 4:31.521 | 4:31.521 | 69.432 |
| 2 | 7:52.817 | 3:21.296 | 95.568 |
| 3 | 11:09.137 | 3:16.320 | 97.991 |
| 4 | 14:24.283 | 3:15.146 | 98.580 |
| 5 | 17:39.891 | 3:15.608 | 98.347 |

18 40 Rhys HARDISTY

SSPR Behind 13.484

Best Time 3:16.321 Best Speed 97.990 On 5 Gp

| Lap | Elapsed Time | Lap Time | Lap Speed |
|-----|--------------|----------|-----------|
| 1 | 4:15.565 | 4:15.565 | 73.767 |
| 2 | 7:40.498 | 3:24.933 | 93.872 |
| 3 | 11:00.024 | 3:19.526 | 96.416 |
| 4 | 14:17.580 | 3:17.556 | 97.377 |
| 5 | 17:33.901 | 3:16.321 | 97.990 |

19 38 Paul WILLIAMS

SSPR Behind 13.687

Best Time 3:16.524 Best Speed 97.889 On 5 Gp

| Lap | Elapsed Time | Lap Time | Lap Speed |
|-----|--------------|----------|-----------|
| 1 | 4:14.031 | 4:14.031 | 74.213 |
| 2 | 7:40.194 | 3:26.163 | 93.312 |
| 3 | 11:00.482 | 3:20.288 | 96.049 |
| 4 | 14:18.190 | 3:17.708 | 97.303 |
| 5 | 17:34.714 | 3:16.524 | 97.889 |

20 164 Steve TOBIN

SSPR Behind 14.691

Best Time 3:17.528 Best Speed 97.391 On 3 Gp

| Lap | Elapsed Time | Lap Time | Lap Speed |
|-----|--------------|----------|-----------|
| 1 | 3:57.161 | 3:57.161 | 79.492 |
| 2 | 7:16.081 | 3:18.920 | 96.710 |
| 3 | 10:33.609 | 3:17.528 | 97.391 |
| 4 | 13:51.538 | 3:17.929 | 97.194 |
| 5 | 17:09.157 | 3:17.619 | 97.346 |

Qualifying Classification

Position

21 151 Scott MILLER

SSPR Behind 15.833

Best Time 3:18.670 Best Speed 96.831 On 5 Gp

| Lap | Elapsed Time | Lap Time | Lap Speed |
|-----|--------------|----------|-----------|
| 1 | 4:57.339 | 4:57.339 | 63.403 |
| 2 | 8:23.371 | 3:26.032 | 93.371 |
| 3 | 11:45.386 | 3:22.015 | 95.228 |
| 4 | 15:05.898 | 3:20.512 | 95.942 |
| 5 | 18:24.568 | 3:18.670 | 96.831 |

22 54 Sam JOHNSON

SSPR Behind 16.647

Best Time 3:19.484 Best Speed 96.436 On 5 Gp

| Lap | Elapsed Time | Lap Time | Lap Speed |
|-----|--------------|----------|-----------|
| 1 | 4:39.445 | 4:39.445 | 67.463 |
| 2 | 8:00.927 | 3:21.482 | 95.480 |
| 3 | 11:22.657 | 3:21.730 | 95.363 |
| 4 | 14:42.754 | 3:20.097 | 96.141 |
| 5 | 18:02.238 | 3:19.484 | 96.436 |

23 26 Dennis BOOTH

SSPR Behind 17.368

Best Time 3:20.205 Best Speed 96.089 On 3 Gp

| Lap | Elapsed Time | Lap Time | Lap Speed |
|-----|--------------|----------|-----------|
| 1 | 4:29.473 | 4:29.473 | 69.960 |
| 2 | 7:53.159 | 3:23.686 | 94.447 |
| 3 | 11:13.364 | 3:20.205 | 96.089 |
| 4 | 14:36.724 | 3:23.360 | 94.598 |
| 5 | 18:01.378 | 3:24.654 | 94.000 |

24 18 Callum LAIDLAW

SSPR Behind 17.654

Best Time 3:20.491 Best Speed 95.952 On 4 Gp

| Lap | Elapsed Time | Lap Time | Lap Speed |
|-----|--------------|----------|-----------|
| 1 | 4:57.589 | 4:57.589 | 63.350 |
| 2 | 8:19.367 | 3:21.778 | 95.340 |
| 3 | 11:40.047 | 3:20.680 | 95.862 |
| 4 | 15:00.538 | 3:20.491 | 95.952 |
| 5 | 18:25.619 | 3:25.081 | 93.804 |

AROUND A POUND TANDRAGEE 100

SUPERSPORT

Qualifying

Friday, 21 April 2017

DETAILED RESULT



Qualifying Classification

Position

25 92 Noel CARROLL

SSPR Behind **18.951**

Best Time **3:21.788** Best Speed **95.335** On **4** Gp

| Lap | Elapsed Time | Lap Time | Lap Speed |
|-----|--------------|----------|-----------|
| 1 | 3:59.406 | 3:59.406 | 78.746 |
| 2 | 7:24.080 | 3:24.674 | 93.991 |
| 3 | 10:45.928 | 3:21.848 | 95.307 |
| 4 | 14:07.716 | 3:21.788 | 95.335 |
| 5 | 17:30.741 | 3:23.025 | 94.754 |

26 80 Phill ARCHER

SSPR Behind **19.721**

Best Time **3:22.558** Best Speed **94.973** On **5** Gp

| Lap | Elapsed Time | Lap Time | Lap Speed |
|-----|--------------|----------|-----------|
| 1 | 4:39.199 | 4:39.199 | 67.523 |
| 2 | 8:07.461 | 3:28.262 | 92.372 |
| 3 | 11:32.802 | 3:25.341 | 93.686 |
| 4 | 14:56.775 | 3:23.973 | 94.314 |
| 5 | 18:19.333 | 3:22.558 | 94.973 |

27 10 James CHAWKE

SSPR Behind **19.958**

Best Time **3:22.795** Best Speed **94.862** On **5** Gp

| Lap | Elapsed Time | Lap Time | Lap Speed |
|-----|--------------|----------|-----------|
| 1 | 4:22.415 | 4:22.415 | 71.842 |
| 2 | 7:46.719 | 3:24.304 | 94.161 |
| 3 | 11:09.733 | 3:23.014 | 94.759 |
| 4 | 14:32.597 | 3:22.864 | 94.830 |
| 5 | 17:55.392 | 3:22.795 | 94.862 |

28 98 Michael WELDON

SSPR Behind **20.228**

Best Time **3:23.065** Best Speed **94.736** On **1** Gp

| Lap | Elapsed Time | Lap Time | Lap Speed |
|-----|--------------|----------|-----------|
| 1 | 3:23.065 | 3:23.065 | 92.839 |

29 127 Stephen CASEY

SSPR Behind **25.193**

Best Time **3:28.030** Best Speed **92.475** On **2** Gp

| Lap | Elapsed Time | Lap Time | Lap Speed |
|-----|--------------|----------|-----------|
| 1 | 4:11.931 | 4:11.931 | 74.831 |
| 2 | 7:39.961 | 3:28.030 | 92.475 |
| 3 | 11:09.548 | 3:29.587 | 91.788 |
| 4 | 14:40.638 | 3:31.090 | 91.134 |
| 5 | 18:16.310 | 3:35.672 | 89.198 |

AROUND A POUND TANDRAGEE 100

SUPERSPORT

Tandragee 5.344 miles

R3: McCullagh Property Supersport

22/04/2017 12:30

Race (6 Laps)

RACE 3 - SUPERSPORT

| | | | | |
|----|-----|-----|-----|-----|
| 14 | | 5 | | |
| 13 | 10 | A | 98 | 127 |
| 12 | | 92 | | 80 |
| 11 | 54 | A | 26 | 18 |
| 10 | | 164 | | 151 |
| 9 | B | 62 | 40 | 38 |
| 8 | | | | |
| 7 | 96 | A | | |
| 6 | | 93 | | 47 |
| 5 | 311 | A | 138 | 68 |
| 4 | | 122 | | 59 |
| 3 | 56 | A | 24 | 71 |
| 2 | | 82 | | 22 |
| 1 | A | 6 | 86 | 65 |

POLE POSITION



Promoted by North Armagh Motorcycle and Car Club

Orbits

Provisional result to be confirmed by the Stewards of the Meeting subject to the completion of technical inspections and the time limit for protests

MCUI (Ulster Centre) Timing @ www.elaps-timing.com



Ride on Delta Seven

AROUND A POUND TANDRAGEE 100

SUPERSPORT

Race 3 - McCullagh Property Supersport

Saturday, 22 April 2017



| Pos | Class | No | Name | Machine / Sponsor | Gp | Lap | Total Time | Behind | Speed | -----Best Lap----- | | |
|----------------------------|-------|-----|----------------|---------------------------------|----|-----|------------|----------|--------|--------------------|--------|----|
| | | | | | | | | | | Time | Speed | On |
| Race Classification | | | | | | | | | | | | |
| 1 | SSPR | 86 | Derek McGEE | Yamaha - McGee Racing | a | 5 | 16:30.922 | | 96.680 | 3:16.441 | 97.930 | 2 |
| 2 | SSPR | 6 | William DUNLOP | Yamaha - IC / Caffrey Racing | a | 5 | 16:47.523 | 16.601 | 95.087 | 3:19.492 | 96.432 | 2 |
| 3 | SSPR | 82 | Derek SHEILS | Honda - Cookstown BE Racing | a | 5 | 17:10.682 | 39.760 | 92.950 | 3:23.433 | 94.564 | 5 |
| 4 | SSPR | 22 | Paul JORDAN | Honda - B&W / Site Sealants | a | 5 | 17:11.102 | 40.180 | 92.913 | 3:24.256 | 94.183 | 5 |
| 5 | SSPR | 24 | Graham KENNEDY | Yamaha - O D Racing | a | 5 | 17:14.132 | 43.210 | 92.640 | 3:24.464 | 94.087 | 4 |
| 6 | SSPR | 38 | Paul WILLIAMS | Kawasaki | b | 5 | 17:23.373 | 52.451 | 91.820 | 3:27.018 | 92.927 | 2 |
| 7 | SSPR | 98 | Michael WELDON | Yamaha | b | 5 | 17:27.367 | 56.445 | 91.470 | 3:25.515 | 93.606 | 4 |
| 8 | SSPR | 62 | Sean CONNOLLY | Kawasaki - SKM Racing | b | 5 | 17:31.324 | 1:00.402 | 91.125 | 3:27.638 | 92.649 | 3 |
| 9 | SSPR | 59 | Darryl TWEED | Triumph 675 - M & D Racing | a | 5 | 17:44.436 | 1:13.514 | 90.003 | 3:28.511 | 92.261 | 5 |
| 10 | SSPR | 93 | Paul CRANSTON | Honda - P & J Fuel Haulage | a | 5 | 17:45.166 | 1:14.244 | 89.941 | 3:29.461 | 91.843 | 5 |
| 11 | SSPR | 5 | Thomas MAXWELL | Yamaha | a | 5 | 17:47.240 | 1:16.318 | 89.766 | 3:31.078 | 91.139 | 3 |
| 12 | SSPR | 40 | Rhys HARDISTY | Yamaha | b | 5 | 17:48.248 | 1:17.326 | 89.682 | 3:33.604 | 90.062 | 3 |
| 13 | SSPR | 54 | Sam JOHNSON | Kawasaki - Colin Dunlop Racing | b | 5 | 17:51.017 | 1:20.095 | 89.450 | 3:32.897 | 90.361 | 5 |
| 14 | SSPR | 138 | Steven PROCTER | Yamaha | a | 5 | 17:55.393 | 1:24.471 | 89.086 | 3:33.463 | 90.121 | 5 |
| 15 | SSPR | 68 | Gareth EVANS | Yamaha - Joe Evans Garage | a | 5 | 17:59.633 | 1:28.711 | 88.736 | 3:33.353 | 90.167 | 2 |
| 16 | SSPR | 10 | James CHAWKE | Honda | b | 5 | 18:10.906 | 1:39.984 | 87.819 | 3:34.812 | 89.555 | 5 |
| 17 | SSPR | 18 | Callum LAIDLAW | Yamaha - Prestige Installations | b | 5 | 18:12.043 | 1:41.121 | 87.728 | 3:34.684 | 89.608 | 5 |
| 18 | SSPR | 311 | Allan BRODIE | Yamaha - ABR | a | 5 | 18:19.956 | 1:49.034 | 87.096 | 3:35.805 | 89.143 | 4 |
| 19 | SSPR | 164 | Steve TOBIN | Yamaha | b | 5 | 18:24.958 | 1:54.036 | 86.702 | 3:38.480 | 88.052 | 2 |

Fastest Lap


| | | | | | | | | | | | | |
|------|----|-------------|-----------------------|--|--|--|--|--|--|----------|--------|---|
| SSPR | 86 | Derek McGEE | Yamaha - McGee Racing | | | | | | | 3:16.441 | 97.930 | 2 |
|------|----|-------------|-----------------------|--|--|--|--|--|--|----------|--------|---|

Not Classified

| | | | | | | | | | | | | |
|-----|------|----|-----------------|--------------|---|---|----------|--|--------|----------|--------|---|
| DNF | SSPR | 65 | Michael SWEENEY | Yamaha - JWM | a | 2 | 6:51.950 | | 92.462 | 3:23.686 | 94.447 | 2 |
| DNF | SSPR | 92 | Noel CARROLL | Yamaha | b | 2 | 8:01.267 | | 79.145 | 4:02.222 | 79.421 | 2 |

Provisional result to be confirmed by the Stewards of the Meeting subject to completion of technical inspections & the time limit for protests

Page 1 / 1

| | | | | | |
|---------------|------------------------------|------------|---|------------------|-------------------------------|
| Circuit | Tandragee | Signed |  | Organising Club | North Armagh MC&CC |
| Length(miles) | 5.3438 Lap 1 (5.2368) | | Chief Timekeeper | Race Started | 13:09 |
| Weather | Light Rain | Issued At: | 13:35 | Gp Time Diff - b | 32.43 |
| Track | Wet | | | | |



AROUND A POUND TANDRAGEE 100

SUPERSPORT

Race 3 - McCullagh Property Supersport

Saturday, 22 April 2017

DETAILED RESULT



Race Classification

1 86 Derek McGEE

Total Time **16:30.922** Avg Speed **96.680** Behind
Best Time **3:16.441** Best Speed **97.930** On **2** Gp **a**

| Lap | Elapsed Time | Lap Time | Lap Speed |
|-----|--------------|----------|-----------|
| 1 | 3:15.570 | 3:15.570 | 96.397 |
| 2 | 6:32.011 | 3:16.441 | 97.930 |
| 3 | 9:50.335 | 3:18.324 | 97.000 |
| 4 | 13:09.794 | 3:19.459 | 96.448 |
| 5 | 16:30.922 | 3:21.128 | 95.648 |

2 6 William DUNLOP

Total Time **16:47.523** Avg Speed **95.087** Behind **16.601**
Best Time **3:19.492** Best Speed **96.432** On **2** Gp **a**

| Lap | Elapsed Time | Lap Time | Lap Speed |
|-----|--------------|----------|-----------|
| 1 | 3:24.965 | 3:24.965 | 91.978 |
| 2 | 6:44.457 | 3:19.492 | 96.432 |
| 3 | 10:04.826 | 3:20.369 | 96.010 |
| 4 | 13:25.447 | 3:20.621 | 95.890 |
| 5 | 16:47.523 | 3:22.076 | 95.199 |

3 82 Derek SHEILS

Total Time **17:10.682** Avg Speed **92.950** Behind **39.760**
Best Time **3:23.433** Best Speed **94.564** On **5** Gp **a**

| Lap | Elapsed Time | Lap Time | Lap Speed |
|-----|--------------|----------|-----------|
| 1 | 3:27.897 | 3:27.897 | 90.681 |
| 2 | 6:53.431 | 3:25.534 | 93.598 |
| 3 | 10:20.237 | 3:26.806 | 93.022 |
| 4 | 13:47.249 | 3:27.012 | 92.929 |
| 5 | 17:10.682 | 3:23.433 | 94.564 |

4 22 Paul JORDAN

Total Time **17:11.102** Avg Speed **92.913** Behind **40.180**
Best Time **3:24.256** Best Speed **94.183** On **5** Gp **a**

| Lap | Elapsed Time | Lap Time | Lap Speed |
|-----|--------------|----------|-----------|
| 1 | 3:31.270 | 3:31.270 | 89.233 |
| 2 | 6:57.792 | 3:26.522 | 93.150 |
| 3 | 10:22.476 | 3:24.684 | 93.986 |
| 4 | 13:46.846 | 3:24.370 | 94.131 |
| 5 | 17:11.102 | 3:24.256 | 94.183 |

Race Classification

5 24 Graham KENNEDY

Total Time **17:14.132** Avg Speed **92.640** Behind **43.210**
Best Time **3:24.464** Best Speed **94.087** On **4** Gp **a**

| Lap | Elapsed Time | Lap Time | Lap Speed |
|-----|--------------|----------|-----------|
| 1 | 3:30.184 | 3:30.184 | 89.694 |
| 2 | 6:57.133 | 3:26.949 | 92.958 |
| 3 | 10:24.760 | 3:27.627 | 92.654 |
| 4 | 13:49.224 | 3:24.464 | 94.087 |
| 5 | 17:14.132 | 3:24.908 | 93.884 |

6 38 Paul WILLIAMS

Total Time **17:23.373** Avg Speed **91.820** Behind **52.451**
Best Time **3:27.018** Best Speed **92.927** On **2** Gp **b**

| Lap | Elapsed Time | Lap Time | Lap Speed |
|-----|--------------|----------|-----------|
| 1 | 3:25.491 | 3:25.491 | 91.743 |
| 2 | 6:52.509 | 3:27.018 | 92.927 |
| 3 | 10:21.233 | 3:28.724 | 92.167 |
| 4 | 13:51.277 | 3:30.044 | 91.588 |
| 5 | 17:23.373 | 3:32.096 | 90.702 |

7 98 Michael WELDON

Total Time **17:27.367** Avg Speed **91.470** Behind **56.445**
Best Time **3:25.515** Best Speed **93.606** On **4** Gp **b**

| Lap | Elapsed Time | Lap Time | Lap Speed |
|-----|--------------|----------|-----------|
| 1 | 3:35.659 | 3:35.659 | 87.417 |
| 2 | 7:06.536 | 3:30.877 | 91.226 |
| 3 | 10:35.274 | 3:28.738 | 92.161 |
| 4 | 14:00.789 | 3:25.515 | 93.606 |
| 5 | 17:27.367 | 3:26.578 | 93.125 |

8 62 Sean CONNOLLY

Total Time **17:31.324** Avg Speed **91.125** Behind **1:00.402**
Best Time **3:27.638** Best Speed **92.649** On **3** Gp **b**

| Lap | Elapsed Time | Lap Time | Lap Speed |
|-----|--------------|----------|-----------|
| 1 | 3:36.182 | 3:36.182 | 87.206 |
| 2 | 7:06.930 | 3:30.748 | 91.282 |
| 3 | 10:34.568 | 3:27.638 | 92.649 |
| 4 | 14:03.550 | 3:28.982 | 92.053 |
| 5 | 17:31.324 | 3:27.774 | 92.589 |

AROUND A POUND TANDRAGEE 100

SUPERSPORT

Race 3 - McCullagh Property Supersport

Saturday, 22 April 2017

DETAILED RESULT



Race Classification

9 59 Darryl TWEED

Total Time **17:44.436** Avg Speed **90.003** Behind **1:13.514**
Best Time **3:28.511** Best Speed **92.261** On **5** Gp **a**

| Lap | Elapsed Time | Lap Time | Lap Speed |
|-----|--------------|----------|-----------|
| 1 | 3:35.076 | 3:35.076 | 87.654 |
| 2 | 7:08.754 | 3:33.678 | 90.030 |
| 3 | 10:43.879 | 3:35.125 | 89.425 |
| 4 | 14:15.925 | 3:32.046 | 90.723 |
| 5 | 17:44.436 | 3:28.511 | 92.261 |

Race Classification

13 54 Sam JOHNSON

Total Time **17:51.017** Avg Speed **89.450** Behind **1:20.095**
Best Time **3:32.897** Best Speed **90.361** On **5** Gp **b**

| Lap | Elapsed Time | Lap Time | Lap Speed |
|-----|--------------|----------|-----------|
| 1 | 3:36.415 | 3:36.415 | 87.112 |
| 2 | 7:12.081 | 3:35.666 | 89.200 |
| 3 | 10:45.110 | 3:33.029 | 90.305 |
| 4 | 14:18.120 | 3:33.010 | 90.313 |
| 5 | 17:51.017 | 3:32.897 | 90.361 |

10 93 Paul CRANSTON

Total Time **17:45.166** Avg Speed **89.941** Behind **1:14.244**
Best Time **3:29.461** Best Speed **91.843** On **5** Gp **a**

| Lap | Elapsed Time | Lap Time | Lap Speed |
|-----|--------------|----------|-----------|
| 1 | 3:34.821 | 3:34.821 | 87.758 |
| 2 | 7:08.530 | 3:33.709 | 90.017 |
| 3 | 10:45.148 | 3:36.618 | 88.808 |
| 4 | 14:15.705 | 3:30.557 | 91.365 |
| 5 | 17:45.166 | 3:29.461 | 91.843 |

14 138 Steven PROCTER

Total Time **17:55.393** Avg Speed **89.086** Behind **1:24.471**
Best Time **3:33.463** Best Speed **90.121** On **5** Gp **a**

| Lap | Elapsed Time | Lap Time | Lap Speed |
|-----|--------------|----------|-----------|
| 1 | 3:38.059 | 3:38.059 | 86.455 |
| 2 | 7:13.193 | 3:35.134 | 89.421 |
| 3 | 10:47.902 | 3:34.709 | 89.598 |
| 4 | 14:21.930 | 3:34.028 | 89.883 |
| 5 | 17:55.393 | 3:33.463 | 90.121 |

11 5 Thomas MAXWELL

Total Time **17:47.240** Avg Speed **89.766** Behind **1:16.318**
Best Time **3:31.078** Best Speed **91.139** On **3** Gp **a**

| Lap | Elapsed Time | Lap Time | Lap Speed |
|-----|--------------|----------|-----------|
| 1 | 4:06.030 | 4:06.030 | 76.626 |
| 2 | 7:38.815 | 3:32.785 | 90.408 |
| 3 | 11:09.893 | 3:31.078 | 91.139 |
| 4 | 14:42.868 | 3:32.975 | 90.328 |
| 5 | 18:19.670 | 3:36.802 | 88.733 |

15 68 Gareth EVANS

Total Time **17:59.633** Avg Speed **88.736** Behind **1:28.711**
Best Time **3:33.353** Best Speed **90.167** On **2** Gp **a**

| Lap | Elapsed Time | Lap Time | Lap Speed |
|-----|--------------|----------|-----------|
| 1 | 3:34.287 | 3:34.287 | 87.977 |
| 2 | 7:07.640 | 3:33.353 | 90.167 |
| 3 | 10:46.035 | 3:38.395 | 88.086 |
| 4 | 14:22.743 | 3:36.708 | 88.772 |
| 5 | 17:59.633 | 3:36.890 | 88.697 |

12 40 Rhys HARDISTY

Total Time **17:48.248** Avg Speed **89.682** Behind **1:17.326**
Best Time **3:33.604** Best Speed **90.062** On **3** Gp **b**

| Lap | Elapsed Time | Lap Time | Lap Speed |
|-----|--------------|----------|-----------|
| 1 | 3:26.192 | 3:26.192 | 91.431 |
| 2 | 7:02.178 | 3:35.986 | 89.068 |
| 3 | 10:35.782 | 3:33.604 | 90.062 |
| 4 | 14:11.084 | 3:35.302 | 89.351 |
| 5 | 17:48.248 | 3:37.164 | 88.585 |

16 10 James CHAWKE

Total Time **18:10.906** Avg Speed **87.819** Behind **1:39.984**
Best Time **3:34.812** Best Speed **89.555** On **5** Gp **b**

| Lap | Elapsed Time | Lap Time | Lap Speed |
|-----|--------------|----------|-----------|
| 1 | 3:43.848 | 3:43.848 | 84.219 |
| 2 | 7:19.156 | 3:35.308 | 89.349 |
| 3 | 11:00.813 | 3:41.657 | 86.789 |
| 4 | 14:36.094 | 3:35.281 | 89.360 |
| 5 | 18:10.906 | 3:34.812 | 89.555 |

AROUND A POUND TANDRAGEE 100

SUPERSPORT

Race 3 - McCullagh Property Supersport

Saturday, 22 April 2017

DETAILED RESULT



Race Classification

17 18 Callum LAIDLAW

Total Time **18:12.043** Avg Speed **87.728** Behind **1:41.121**

Best Time **3:34.684** Best Speed **89.608** On **5** Gp **b**

| Lap | Elapsed Time | Lap Time | Lap Speed |
|-----|--------------|----------|-----------|
| 1 | 3:40.887 | 3:40.887 | 85.348 |
| 2 | 7:19.822 | 3:38.935 | 87.869 |
| 3 | 11:01.860 | 3:42.038 | 86.641 |
| 4 | 14:37.359 | 3:35.499 | 89.270 |
| 5 | 18:12.043 | 3:34.684 | 89.608 |

18 311 Allan BRODIE

Total Time **18:19.956** Avg Speed **87.096** Behind **1:49.034**

Best Time **3:35.805** Best Speed **89.143** On **4** Gp **a**

| Lap | Elapsed Time | Lap Time | Lap Speed |
|-----|--------------|----------|-----------|
| 1 | 3:44.881 | 3:44.881 | 83.832 |
| 2 | 7:25.556 | 3:40.675 | 87.176 |
| 3 | 11:06.713 | 3:41.157 | 86.986 |
| 4 | 14:42.518 | 3:35.805 | 89.143 |
| 5 | 18:19.956 | 3:37.438 | 88.473 |

19 164 Steve TOBIN

Total Time **18:24.958** Avg Speed **86.702** Behind **1:54.036**

Best Time **3:38.480** Best Speed **88.052** On **2** Gp **b**

| Lap | Elapsed Time | Lap Time | Lap Speed |
|-----|--------------|----------|-----------|
| 1 | 3:40.269 | 3:40.269 | 85.588 |
| 2 | 7:18.749 | 3:38.480 | 88.052 |
| 3 | 11:01.490 | 3:42.741 | 86.367 |
| 4 | 14:41.041 | 3:39.551 | 87.622 |
| 5 | 18:24.958 | 3:43.917 | 85.914 |

Not Classified

DNF 65 Michael SWEENEY

Total Time **6:51.950** Avg Speed **92.462** Behind

Best Time **3:23.686** Best Speed **94.447** On **2** Gp **a**

| Lap | Elapsed Time | Lap Time | Lap Speed |
|-----|--------------|----------|-----------|
| 1 | 3:28.264 | 3:28.264 | 90.521 |
| 2 | 6:51.950 | 3:23.686 | 94.447 |

DNF 92 Noel CARROLL

Total Time **8:01.267** Avg Speed **79.145** Behind

Best Time **4:02.222** Best Speed **79.421** On **2** Gp **b**

| Lap | Elapsed Time | Lap Time | Lap Speed |
|-----|--------------|----------|-----------|
| 1 | 3:59.045 | 3:59.045 | 78.865 |
| 2 | 8:01.267 | 4:02.222 | 79.421 |

AROUND A POUND TANDRAGEE 100

SUPERSPORT

Race 3 - McCullagh Property Supersport

LAP CHART



| 1 | | | | | 3 | | | | | 5 | | | | |
|-----|-----------------|----|--------------|----------|-----|----------------|----|--------------|----------|-----|----------------|----|--------------|----------|
| No | Name | Gp | Time of Day | Lap Time | No | Name | Gp | Time of Day | Lap Time | No | Name | Gp | Time of Day | Lap Time |
| 86 | Derek McGEE | a | 13:12:51.456 | 3:15.570 | 86 | Derek McGEE | a | 13:19:26.221 | 3:18.324 | 86 | Derek McGEE | a | 13:26:06.808 | 3:21.128 |
| 6 | William DUNLOP | a | 13:13:00.851 | 3:24.965 | 6 | William DUNLOP | a | 13:19:40.712 | 3:20.369 | 6 | William DUNLOP | a | 13:26:23.409 | 3:22.076 |
| 38 | Paul WILLIAMS | b | 13:13:01.377 | 3:25.491 | 82 | Derek SHEILS | a | 13:19:56.123 | 3:26.806 | 82 | Derek SHEILS | a | 13:26:46.568 | 3:23.433 |
| 40 | Rhys HARDISTY | b | 13:13:02.078 | 3:26.192 | 38 | Paul WILLIAMS | b | 13:19:57.119 | 3:28.724 | 22 | Paul JORDAN | a | 13:26:46.988 | 3:24.256 |
| 82 | Derek SHEILS | a | 13:13:03.783 | 3:27.897 | 22 | Paul JORDAN | a | 13:19:58.362 | 3:24.684 | 24 | Graham KENNEDY | a | 13:26:50.018 | 3:24.908 |
| 65 | Michael SWEENEY | a | 13:13:04.150 | 3:28.264 | 24 | Graham KENNEDY | a | 13:20:00.646 | 3:27.627 | 38 | Paul WILLIAMS | b | 13:26:59.259 | 3:32.096 |
| 24 | Graham KENNEDY | a | 13:13:06.070 | 3:30.184 | 62 | Sean CONNOLLY | b | 13:20:10.454 | 3:27.638 | 98 | Michael WELDON | b | 13:27:03.253 | 3:26.578 |
| 22 | Paul JORDAN | a | 13:13:07.156 | 3:31.270 | 98 | Michael WELDON | b | 13:20:11.160 | 3:28.738 | 62 | Sean CONNOLLY | b | 13:27:07.210 | 3:27.774 |
| 68 | Gareth EVANS | a | 13:13:10.173 | 3:34.287 | 40 | Rhys HARDISTY | b | 13:20:11.668 | 3:33.604 | 59 | Darryl TWEED | a | 13:27:20.322 | 3:28.511 |
| 93 | Paul CRANSTON | a | 13:13:10.707 | 3:34.821 | 59 | Darryl TWEED | a | 13:20:19.765 | 3:35.125 | 93 | Paul CRANSTON | a | 13:27:21.052 | 3:29.461 |
| 59 | Darryl TWEED | a | 13:13:10.962 | 3:35.076 | 54 | Sam JOHNSON | b | 13:20:20.996 | 3:33.029 | 40 | Rhys HARDISTY | b | 13:27:24.134 | 3:37.164 |
| 98 | Michael WELDON | b | 13:13:11.545 | 3:35.659 | 93 | Paul CRANSTON | a | 13:20:21.034 | 3:36.618 | 54 | Sam JOHNSON | b | 13:27:26.903 | 3:32.897 |
| 62 | Sean CONNOLLY | b | 13:13:12.068 | 3:36.182 | 68 | Gareth EVANS | a | 13:20:21.921 | 3:38.395 | 138 | Steven PROCTER | a | 13:27:31.279 | 3:33.463 |
| 54 | Sam JOHNSON | b | 13:13:12.301 | 3:36.415 | 138 | Steven PROCTER | a | 13:20:23.788 | 3:34.709 | 68 | Gareth EVANS | a | 13:27:35.519 | 3:36.890 |
| 138 | Steven PROCTER | a | 13:13:13.945 | 3:38.059 | 10 | James CHAWKE | b | 13:20:36.699 | 3:41.657 | 10 | James CHAWKE | b | 13:27:46.792 | 3:34.812 |
| 164 | Steve TOBIN | b | 13:13:16.155 | 3:40.269 | 164 | Steve TOBIN | b | 13:20:37.376 | 3:42.741 | 18 | Callum LAIDLAW | b | 13:27:47.929 | 3:34.684 |
| 18 | Callum LAIDLAW | b | 13:13:16.773 | 3:40.887 | 18 | Callum LAIDLAW | b | 13:20:37.746 | 3:42.038 | 5 | Thomas MAXWELL | a | 13:27:55.556 | 3:36.802 |
| 10 | James CHAWKE | b | 13:13:19.734 | 3:43.848 | 311 | Allan BRODIE | a | 13:20:42.599 | 3:41.157 | 311 | Allan BRODIE | a | 13:27:55.842 | 3:37.438 |
| 311 | Allan BRODIE | a | 13:13:20.767 | 3:44.881 | 5 | Thomas MAXWELL | a | 13:20:45.779 | 3:31.078 | 164 | Steve TOBIN | b | 13:28:00.844 | 3:43.917 |
| 92 | Noel CARROLL | b | 13:13:34.931 | 3:59.045 | | | | | | | | | | |
| 5 | Thomas MAXWELL | a | 13:13:41.916 | 4:06.030 | 4 | | | | | | | | | |
| No | Name | Gp | Time of Day | Lap Time | No | Name | Gp | Time of Day | Lap Time | | | | | |
| 86 | Derek McGEE | a | 13:16:07.897 | 3:16.441 | 86 | Derek McGEE | a | 13:22:45.680 | 3:19.459 | | | | | |
| 6 | William DUNLOP | a | 13:16:20.343 | 3:19.492 | 6 | William DUNLOP | a | 13:23:01.333 | 3:20.621 | | | | | |
| 65 | Michael SWEENEY | a | 13:16:27.836 | 3:23.686 | 22 | Paul JORDAN | a | 13:23:22.732 | 3:24.370 | | | | | |
| 38 | Paul WILLIAMS | b | 13:16:28.395 | 3:27.018 | 82 | Derek SHEILS | a | 13:23:23.135 | 3:27.012 | | | | | |
| 82 | Derek SHEILS | a | 13:16:29.317 | 3:25.534 | 24 | Graham KENNEDY | a | 13:23:25.110 | 3:24.464 | | | | | |
| 24 | Graham KENNEDY | a | 13:16:33.019 | 3:26.949 | 38 | Paul WILLIAMS | b | 13:23:27.163 | 3:30.044 | | | | | |
| 22 | Paul JORDAN | a | 13:16:33.678 | 3:26.522 | 98 | Michael WELDON | b | 13:23:36.675 | 3:25.515 | | | | | |
| 40 | Rhys HARDISTY | b | 13:16:38.064 | 3:35.986 | 62 | Sean CONNOLLY | b | 13:23:39.436 | 3:28.982 | | | | | |
| 98 | Michael WELDON | b | 13:16:42.422 | 3:30.877 | 40 | Rhys HARDISTY | b | 13:23:46.970 | 3:35.302 | | | | | |
| 62 | Sean CONNOLLY | b | 13:16:42.816 | 3:30.748 | 93 | Paul CRANSTON | a | 13:23:51.591 | 3:30.557 | | | | | |
| 68 | Gareth EVANS | a | 13:16:43.526 | 3:33.353 | 59 | Darryl TWEED | a | 13:23:51.811 | 3:32.046 | | | | | |
| 93 | Paul CRANSTON | a | 13:16:44.416 | 3:33.709 | 54 | Sam JOHNSON | b | 13:23:54.006 | 3:33.010 | | | | | |
| 59 | Darryl TWEED | a | 13:16:44.640 | 3:33.678 | 138 | Steven PROCTER | a | 13:23:57.816 | 3:34.028 | | | | | |
| 54 | Sam JOHNSON | b | 13:16:47.967 | 3:35.666 | 68 | Gareth EVANS | a | 13:23:58.629 | 3:36.708 | | | | | |
| 138 | Steven PROCTER | a | 13:16:49.079 | 3:35.134 | 10 | James CHAWKE | b | 13:24:11.980 | 3:35.281 | | | | | |
| 164 | Steve TOBIN | b | 13:16:54.635 | 3:38.480 | 18 | Callum LAIDLAW | b | 13:24:13.245 | 3:35.499 | | | | | |
| 10 | James CHAWKE | b | 13:16:55.042 | 3:35.308 | 164 | Steve TOBIN | b | 13:24:16.927 | 3:39.551 | | | | | |
| 18 | Callum LAIDLAW | b | 13:16:55.708 | 3:38.935 | 311 | Allan BRODIE | a | 13:24:18.404 | 3:35.805 | | | | | |
| 311 | Allan BRODIE | a | 13:17:01.442 | 3:40.675 | 5 | Thomas MAXWELL | a | 13:24:18.754 | 3:32.975 | | | | | |
| 5 | Thomas MAXWELL | a | 13:17:14.701 | 3:32.785 | | | | | | | | | | |
| 92 | Noel CARROLL | b | 13:17:37.153 | 4:02.222 | | | | | | | | | | |

ROAD RACE - IRISH SUPERSPORT

2017

| | | | | | #1 | |
|-----|-----|----------------|-------|------|-----|----|
| Pos | No. | Name | Total | Diff | Gap | R1 |
| 1 | 86 | Derek McGEE | 25 | 0 | 0 | 25 |
| 2 | 6 | William DUNLOP | 20 | 5 | 5 | 20 |
| 3 | 82 | Derek SHEILS | 16 | 9 | 4 | 16 |
| 4 | 22 | Paul JORDAN | 13 | 12 | 3 | 13 |
| 5 | 24 | Graham KENNEDY | 11 | 14 | 2 | 11 |
| 6 | 38 | Paul WILLIAMS | 10 | 15 | 1 | 10 |
| 7 | 98 | Michael WELDON | 9 | 16 | 1 | 9 |
| 8 | 62 | Sean CONNOLLY | 8 | 17 | 1 | 8 |
| 9 | 59 | Darryl TWEED | 7 | 18 | 1 | 7 |
| 10 | 93 | Paul CRANSTON | 6 | 19 | 1 | 6 |
| 11 | 5 | Thomas MAXWELL | 5 | 20 | 1 | 5 |
| 12 | 40 | Rhys HARDISTY | 4 | 21 | 1 | 4 |
| 13 | 54 | Sam JOHNSON | 3 | 22 | 1 | 3 |
| 14 | 138 | Steven PROCTER | 2 | 23 | 1 | 2 |
| 15 | 68 | Gareth EVANS | 1 | 24 | 1 | 1 |

Event Legend

#1 21/04/2017 AROUND A POUND TANDRAGEE 100

ROAD RACE - ULSTER SUPERSPORT

2017

| | | | | | #1 | |
|-----|-----|----------------|-------|------|-----|----|
| Pos | No. | Name | Total | Diff | Gap | R1 |
| 1 | 86 | Derek McGEE | 25 | 0 | 0 | 25 |
| 2 | 6 | William DUNLOP | 20 | 5 | 5 | 20 |
| 3 | 82 | Derek SHEILS | 16 | 9 | 4 | 16 |
| 4 | 22 | Paul JORDAN | 13 | 12 | 3 | 13 |
| 5 | 24 | Graham KENNEDY | 11 | 14 | 2 | 11 |
| 6 | 38 | Paul WILLIAMS | 10 | 15 | 1 | 10 |
| 7 | 98 | Michael WELDON | 9 | 16 | 1 | 9 |
| 8 | 62 | Sean CONNOLLY | 8 | 17 | 1 | 8 |
| 9 | 59 | Darryl TWEED | 7 | 18 | 1 | 7 |
| 10 | 93 | Paul CRANSTON | 6 | 19 | 1 | 6 |
| 11 | 5 | Thomas MAXWELL | 5 | 20 | 1 | 5 |
| 12 | 40 | Rhys HARDISTY | 4 | 21 | 1 | 4 |
| 13 | 54 | Sam JOHNSON | 3 | 22 | 1 | 3 |
| 14 | 138 | Steven PROCTER | 2 | 23 | 1 | 2 |
| 15 | 68 | Gareth EVANS | 1 | 24 | 1 | 1 |

Event Legend

#1 21/04/2017 AROUND A POUND TANDRAGEE 100