

Around A Pound

TANDRAGEE 100

Friday 21st & Saturday 22nd April 2017

promoted by North Armagh MC & CC
www.tandragee100.co.uk



**OPEN (NON-CHAMPIONSHIP)
&
AROUND a POUND TANDRAGEE 100 OPEN**

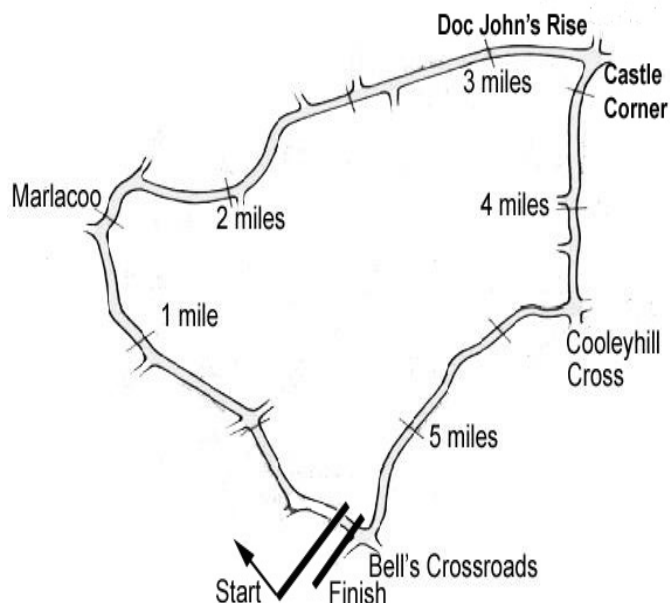


Armagh City
Banbridge
& Craigavon
Borough Council



tourism
northernireland

Tandragee Circuit 5.34375 miles



LAP RECORDS

Class	Rider	Machine	m s	mph	Year
125cc	Robert Dunlop	Honda	3 19.38	96.487	1999
Moto 3	to be established				
250cc	Phillip McCallen	Honda	3 10.0	101.25	1991
Lightweight Supersport	Michael Sweeney	Yamaha 400	3 18.250	97.037	2016
Supertwin	Ryan Farquhar	Kawasaki	3 05.522	103.694	2016
Supersport	Michael Dunlop	Yamaha	2 57.522	108.367	2011
Superbike	Michael Dunlop	Kawasaki	2 56.012	109.297	2011
Senior Support	Joe Newbould	Kawasaki 600	3 08.944	101.816	2016
Junior Support	Derek Costello	Kawasaki 650	3 20.827	95.791	2014
Classic 1000cc	Stewart Parkhill	BSA 750	3 29.69	91.74	1996
Classic 500cc	Bob Jackson	Norton	3 27.03	92.921	1998
Classic 350cc	Colin Rodgers	Honda	3 38.59	88.007	1999
Classic 250cc	Gary Long	Suzuki	3 42.23	86.566	1997
Forgotten Era	Anthony McColgan	Bimota 750	3 26.882	92.988	2016

MOST WINS at TANDRAGEE 100

Ryan Farquhar	20	1996-16	(450-5, STWN-4, SSP-2, SBK-6, SJUN-1, C500-2)
Joey Dunlop	18	1971-00	(125-3, 200 HC-1, 250-2, 350-3, 500-1, SSP-1, SBK-7)
Brian Reid	14	1980-94	(125-1, 250-3, 350-4, 500-1, SSP-3, SBK-2)
Michael Dunlop	11	2006-13	(125-1, 250-2, SSP-3, SBK-4, SJUN-1)
Ray McCullough	10	1971-82	(250-7, 350-2, 500-1)
Phillip McCallen	9	1988-99	(125-1, 250-3, SSP-1, SBK-4)
William Dunlop	9	2008-16	(125-1, 250-4, SSP-3, SBK-1)
Sam McClements	8	1981-89	(SBK-5, C500-3)
Robert Dunlop	7	1985-06	(125-7)

MOST WINS AT ALL IRISH ROAD RACE MEETINGS (after Armoy 2016)

Ryan Farquhar	211	1995-16
Joey Dunlop	156	1971-00
Robert Dunlop	135	1980-08
William Dunlop	118	2005-16
Ray McCullough	109	1960-82
Phillip McCallen	109	1987-99
Michael Dunlop	97	2006-16
Brian Reid	78	1980-94
Darran Lindsay	74	1999-06
James Courtney	66	1992-99

AROUND A POUND TANDRAGEE 100

SUPERBIKE

Qualifying


Friday, 21 April 2017



Pos	Class	No	Name	Machine / Sponsor	----- Best Lap -----			On	Laps
					Time	Behind	Speed		
Qualifying Classification									
1	SBKR	82	Derek SHEILS	Suzuki - Cookstown BE Racing	3:00.737		106.439	5	5
2	SBKR	6	William DUNLOP	Yamaha	3:04.737	4.000	104.135	4	5
3	SBKR	86	Derek McGEE	Kawasaki - McGee Racing	3:05.102	4.365	103.929	5	5
4	SBKR	65	Michael SWEENEY	BMW - MJR Racing	3:05.632	4.895	103.632	4	5
5	SBKR	71	Davy MORGAN	Kawasaki - Bumble Bee Barn	3:07.877	7.140	102.394	5	5
6	SBKR	122	Alan BONNER	BMW - NW Racing	3:08.477	7.740	102.068	5	5
7	SBKR	75	Kevin FITZPATRICK	Kawasaki - Mongey Transport Racing	3:12.245	11.508	100.068	3	5
8	SBKR	22	Paul JORDAN	Honda 600 - B&W / Site Sealants	3:12.415	11.678	99.979	5	5
9	SBKR	96	Andy FARRELL	Kawasaki 600	3:13.286	12.549	99.529	5	5
10	SBKR	64	Stephen McKNIGHT	BMW - McKnight Racing	3:13.587	12.850	99.374	4	5
11	SBKR	98	Michael WELDON	Suzuki 750	3:14.107	13.370	99.108	5	5
12	SBKR	29	Richard McLOUGHLIN	Kawasaki	3:14.317	13.580	99.001	5	5
13	SBKR	97	Seamus ELLIOTT	Kawasaki	3:14.318	13.581	99.000	5	5
14	SBKR	56	Adam McLEAN	Kawasaki 600 - MSS	3:14.907	14.170	98.701	3	5
15	SBKR	115	Damian HORAN	Suzuki 750 - David Nelson Racing	3:14.922	14.185	98.693	5	5
16	SBKR	47	Frank GALLAGHER	Kawasaki	3:15.083	14.346	98.612	5	5
17	SBKR	8	Guy MARTIN	Honda - Honda Racing	3:15.670	14.933	98.316	4	5
18	SBKR	24	Graham KENNEDY	BMW - T D Racing	3:15.689	14.952	98.306	4	5
19	SBKR	68	Gareth EVANS	Suzuki - Joe Evans Garage	3:16.345	15.608	97.978	5	5
20	SBKR	164	Steve TOBIN	Yamaha 600	3:17.090	16.353	97.608	5	5
21	SBKR	109	Neil KERNOHAN	Kawasaki - Logan Racing	3:17.147	16.410	97.579	4	5
22	SBKR	31	Shaun ANDERSON	Suzuki	3:17.286	16.549	97.511	2	2
23	SBKR	59	Darryl TWEED	Triumph 675 - M & D Racing	3:17.467	16.730	97.421	5	5
24	SBKR	93	Paul CRANSTON	Suzuki - P & J Fuel Haulage	3:17.666	16.929	97.323	5	5
25	SBKR	311	Allan BRODIE	Yamaha 600 - ABR	3:18.040	17.303	97.139	5	5
26	SBKR	62	Sean CONNOLLY	Kawasaki 600 - SKM Racing	3:18.065	17.328	97.127	4	5
27	SBKR	26	Dennis BOOTH	BMW	3:18.946	18.209	96.697	5	5
28	SBKR	138	Steven PROCTER	Yamaha 600	3:19.875	19.138	96.248	4	5
29	SBKR	21	Alan CONNOR	Suzuki - Connor Racing	3:19.877	19.140	96.247	5	5
30	SBKR	23	Michal DOKOUPIL	Yamaha - K2 Moto by Longshot	3:20.275	19.538	96.055	3	4
31	SBKR	129	Martin LOWE	Kawasaki	3:22.223	21.486	95.130	4	5
32	SBKR	18	Callum LAIDLAW	Yamaha 600 - Prestige Installations	3:22.995	22.258	94.768	4	5
33	SBKR	38	Paul WILLIAMS	Triumph 675	3:23.327	22.590	94.614	4	5
35	SBKR	88	Forest DUNN	Honda - K2 Moto by Longshot	3:23.406	22.669	94.577	4	5
34	SBKR	40	Rhys HARDISTY	Yamaha 600	3:23.405	22.668	94.577	4	5
36	SBKR	92	Noel CARROLL	Suzuki	3:25.374	24.637	93.671	4	5
37	SBKR	7	Vassilios TAKOS	Yamaha	3:26.288	25.551	93.256	3	5
38	SBKR	54	Sam JOHNSON	Kawasaki 600 - Colin Dunlop Racing	3:26.495	25.758	93.162	4	5
39	SBKR	11	Dominic HERBERTSON	Kawasaki 600 - WH Racing	3:26.594	25.857	93.117	5	5
40	SBKR	80	Phill ARCHER	Yamaha 600	3:26.606	25.869	93.112	5	5
41	SSPR	10	James CHAWKE	Honda	3:28.061	27.324	92.461	5	5
42	SBKR	127	Stephen CASEY	Yamaha 600	3:31.338	30.601	91.027	3	5
43	SBKR	151	Scott MILLER	Yamaha 600	4:04.074	1:03.337	78.818	1	1

Provisional result to be confirmed by the Stewards of the Meeting subject to completion of technical inspections & the time limit for protests

Page 1 / 1

Circuit	Tandragee	Signed		Organising Club	North Armagh MC&CC
Length(miles)	5.3438 Lap 1 (5.2368)		Chief Timekeeper	Qualifying Started	15:58
Weather	Cloudy	Issued At:	16:24		
Track	Dry				



AROUND A POUND TANDRAGEE 100

SUPERBIKE

Qualifying

Friday, 21 April 2017

DETAILED RESULT



Qualifying Classification

Position

1 82 Derek SHEILS

SBKR		Behind		
Best Time	3:00.737	Best Speed	106.439	On 5 Gp
Lap	Elapsed Time	Lap Time	Lap Speed	
1	3:07.273	3:07.273	100.667	
2	6:24.311	3:17.038	97.633	
3	9:25.215	3:00.904	106.341	
4	12:34.513	3:09.298	101.625	
5	15:35.250	3:00.737	106.439	

2 6 William DUNLOP

SBKR		Behind	4.000	
Best Time	3:04.737	Best Speed	104.135	On 4 Gp
Lap	Elapsed Time	Lap Time	Lap Speed	
1	3:53.222	3:53.222	80.834	
2	7:03.068	3:09.846	101.332	
3	10:18.038	3:14.970	98.669	
4	13:22.775	3:04.737	104.135	
5	16:42.699	3:19.924	96.224	

3 86 Derek McGEE

SBKR		Behind	4.365	
Best Time	3:05.102	Best Speed	103.929	On 5 Gp
Lap	Elapsed Time	Lap Time	Lap Speed	
1	3:09.145	3:09.145	99.671	
2	6:17.972	3:08.827	101.879	
3	9:23.505	3:05.533	103.688	
4	12:42.725	3:19.220	96.564	
5	15:47.827	3:05.102	103.929	

4 65 Michael SWEENEY

SBKR		Behind	4.895	
Best Time	3:05.632	Best Speed	103.632	On 4 Gp
Lap	Elapsed Time	Lap Time	Lap Speed	
1	3:07.836	3:07.836	100.366	
2	6:16.621	3:08.785	101.902	
3	9:23.040	3:06.419	103.195	
4	12:28.672	3:05.632	103.632	
5	15:34.911	3:06.239	103.295	

Qualifying Classification

Position

5 71 Davy MORGAN

SBKR		Behind	7.140	
Best Time	3:07.877	Best Speed	102.394	On 5 Gp
Lap	Elapsed Time	Lap Time	Lap Speed	
1	3:49.967	3:49.967	81.978	
2	7:03.806	3:13.839	99.245	
3	10:22.470	3:18.664	96.834	
4	13:36.629	3:14.159	99.081	
5	16:44.506	3:07.877	102.394	

6 122 Alan BONNER

SBKR		Behind	7.740	
Best Time	3:08.477	Best Speed	102.068	On 5 Gp
Lap	Elapsed Time	Lap Time	Lap Speed	
1	3:29.143	3:29.143	90.141	
2	6:45.177	3:16.034	98.133	
3	9:55.994	3:10.817	100.816	
4	13:08.400	3:12.406	99.984	
5	16:16.877	3:08.477	102.068	

7 75 Kevin FITZPATRICK

SBKR		Behind	11.508	
Best Time	3:12.245	Best Speed	100.068	On 3 Gp
Lap	Elapsed Time	Lap Time	Lap Speed	
1	3:38.566	3:38.566	86.254	
2	6:53.629	3:15.063	98.622	
3	10:05.874	3:12.245	100.068	
4	13:18.568	3:12.694	99.834	
5	16:32.699	3:14.131	99.095	

8 22 Paul JORDAN

SBKR		Behind	11.678	
Best Time	3:12.415	Best Speed	99.979	On 5 Gp
Lap	Elapsed Time	Lap Time	Lap Speed	
1	4:16.204	4:16.204	73.583	
2	7:35.967	3:19.763	96.302	
3	10:52.122	3:16.155	98.073	
4	14:32.862	3:40.740	87.150	
5	17:45.277	3:12.415	99.979	

AROUND A POUND TANDRAGEE 100

SUPERBIKE

Qualifying

Friday, 21 April 2017

DETAILED RESULT



Qualifying Classification

Position

9

96 Andy FARRELL

SBKR Behind **12.549**

Best Time **3:13.286** Best Speed **99.529** On **5** Gp

Lap	Elapsed Time	Lap Time	Lap Speed
1	3:28.980	3:28.980	90.211
2	6:45.637	3:16.657	97.823
3	9:59.521	3:13.884	99.222
4	13:13.243	3:13.722	99.305
5	16:26.529	3:13.286	99.529

Qualifying Classification

Position

13

97 Seamus ELLIOTT

SBKR Behind **13.581**

Best Time **3:14.318** Best Speed **99.000** On **5** Gp

Lap	Elapsed Time	Lap Time	Lap Speed
1	3:42.521	3:42.521	84.721
2	7:02.622	3:20.101	96.139
3	10:25.308	3:22.686	94.913
4	13:46.425	3:21.117	95.653
5	17:00.743	3:14.318	99.000

10

64 Stephen McKNIGHT

SBKR Behind **12.850**

Best Time **3:13.587** Best Speed **99.374** On **4** Gp

Lap	Elapsed Time	Lap Time	Lap Speed
1	3:28.542	3:28.542	90.400
2	6:47.037	3:18.495	96.917
3	10:04.556	3:17.519	97.396
4	13:18.143	3:13.587	99.374
5	16:40.269	3:22.126	95.176

14

56 Adam McLEAN

SBKR Behind **14.170**

Best Time **3:14.907** Best Speed **98.701** On **3** Gp

Lap	Elapsed Time	Lap Time	Lap Speed
1	3:27.750	3:27.750	90.745
2	6:44.864	3:17.114	97.596
3	9:59.771	3:14.907	98.701
4	13:16.281	3:16.510	97.896
5	16:33.818	3:17.537	97.387

11

98 Michael WELDON

SBKR Behind **13.370**

Best Time **3:14.107** Best Speed **99.108** On **5** Gp

Lap	Elapsed Time	Lap Time	Lap Speed
1	3:16.256	3:16.256	96.060
2	6:36.755	3:20.499	95.948
3	9:55.608	3:18.853	96.742
4	13:12.694	3:17.086	97.610
5	16:26.801	3:14.107	99.108

15

115 Damian HORAN

SBKR Behind **14.185**

Best Time **3:14.922** Best Speed **98.693** On **5** Gp

Lap	Elapsed Time	Lap Time	Lap Speed
1	4:03.374	4:03.374	77.462
2	7:33.161	3:29.787	91.700
3	10:55.384	3:22.223	95.130
4	14:13.444	3:18.060	97.130
5	17:28.366	3:14.922	98.693

12

29 Richard McLOUGHLIN

SBKR Behind **13.580**

Best Time **3:14.317** Best Speed **99.001** On **5** Gp

Lap	Elapsed Time	Lap Time	Lap Speed
1	3:43.082	3:43.082	84.508
2	7:02.309	3:19.227	96.561
3	10:22.175	3:19.866	96.252
4	13:39.181	3:17.006	97.649
5	16:53.498	3:14.317	99.001

16

47 Frank GALLAGHER

SBKR Behind **14.346**

Best Time **3:15.083** Best Speed **98.612** On **5** Gp

Lap	Elapsed Time	Lap Time	Lap Speed
1	3:52.810	3:52.810	80.977
2	7:17.332	3:24.522	94.061
3	10:38.459	3:21.127	95.649
4	13:57.853	3:19.394	96.480
5	17:12.936	3:15.083	98.612

AROUND A POUND TANDRAGEE 100

SUPERBIKE

Qualifying

Friday, 21 April 2017

DETAILED RESULT



Qualifying Classification

Position

17 8 Guy MARTIN

SBKR Behind 14.933

Best Time 3:15.670 Best Speed 98.316 On 4 Gp

Lap	Elapsed Time	Lap Time	Lap Speed
1	3:18.506	3:18.506	94.971
2	6:36.253	3:17.747	97.283
3	9:54.534	3:18.281	97.021
4	13:10.204	3:15.670	98.316
5	16:25.994	3:15.790	98.256

18 24 Graham KENNEDY

SBKR Behind 14.952

Best Time 3:15.689 Best Speed 98.306 On 4 Gp

Lap	Elapsed Time	Lap Time	Lap Speed
1	3:18.874	3:18.874	94.795
2	6:37.106	3:18.232	97.045
3	9:55.011	3:17.905	97.206
4	13:10.700	3:15.689	98.306
5	16:48.531	3:37.831	88.314

19 68 Gareth EVANS

SBKR Behind 15.608

Best Time 3:16.345 Best Speed 97.978 On 5 Gp

Lap	Elapsed Time	Lap Time	Lap Speed
1	3:56.119	3:56.119	79.842
2	7:17.633	3:21.514	95.465
3	10:37.728	3:20.095	96.142
4	13:55.188	3:17.460	97.425
5	17:11.533	3:16.345	97.978

20 164 Steve TOBIN

SBKR Behind 16.353

Best Time 3:17.090 Best Speed 97.608 On 5 Gp

Lap	Elapsed Time	Lap Time	Lap Speed
1	3:39.250	3:39.250	85.985
2	7:02.001	3:22.751	94.882
3	10:22.088	3:20.087	96.146
4	13:40.699	3:18.611	96.860
5	16:57.789	3:17.090	97.608

Qualifying Classification

Position

21 109 Neil KERNOHAN

SBKR Behind 16.410

Best Time 3:17.147 Best Speed 97.579 On 4 Gp

Lap	Elapsed Time	Lap Time	Lap Speed
1	4:02.876	4:02.876	77.621
2	7:26.122	3:23.246	94.651
3	10:49.861	3:23.739	94.422
4	14:07.008	3:17.147	97.579
5	17:26.111	3:19.103	96.621

22 31 Shaun ANDERSON

SBKR Behind 16.549

Best Time 3:17.286 Best Speed 97.511 On 2 Gp

Lap	Elapsed Time	Lap Time	Lap Speed
1	14:16.717	14:16.717	22.005
2	17:34.003	3:17.286	97.511

23 59 Darryl TWEED

SBKR Behind 16.730

Best Time 3:17.467 Best Speed 97.421 On 5 Gp

Lap	Elapsed Time	Lap Time	Lap Speed
1	3:38.898	3:38.898	86.124
2	7:01.320	3:22.422	95.037
3	10:21.580	3:20.260	96.063
4	13:41.043	3:19.463	96.446
5	16:58.510	3:17.467	97.421

24 93 Paul CRANSTON

SBKR Behind 16.929

Best Time 3:17.666 Best Speed 97.323 On 5 Gp

Lap	Elapsed Time	Lap Time	Lap Speed
1	3:41.787	3:41.787	85.002
2	7:01.723	3:19.936	96.218
3	10:23.245	3:21.522	95.461
4	13:41.718	3:18.473	96.928
5	16:59.384	3:17.666	97.323

25 311 Allan BRODIE

SBKR Behind 17.303

Best Time 3:18.040 Best Speed 97.139 On 5 Gp

Lap	Elapsed Time	Lap Time	Lap Speed
1	4:04.485	4:04.485	77.110
2	7:37.044	3:32.559	90.504
3	11:00.214	3:23.170	94.687
4	14:21.458	3:21.244	95.593
5	17:39.498	3:18.040	97.139

AROUND A POUND TANDRAGEE 100

SUPERBIKE

Qualifying

Friday, 21 April 2017

DETAILED RESULT



Qualifying Classification

Position

26 62 Sean CONNOLLY

SBKR Behind 17.328

Best Time 3:18.065 Best Speed 97.127 On 4 Gp

Lap	Elapsed Time	Lap Time	Lap Speed
1	3:37.934	3:37.934	86.505
2	7:00.845	3:22.911	94.808
3	10:19.567	3:18.722	96.806
4	13:37.632	3:18.065	97.127
5	16:58.270	3:20.638	95.882

27 26 Dennis BOOTH

SBKR Behind 18.209

Best Time 3:18.946 Best Speed 96.697 On 5 Gp

Lap	Elapsed Time	Lap Time	Lap Speed
1	3:47.071	3:47.071	83.024
2	7:12.558	3:25.487	93.619
3	10:37.383	3:24.825	93.922
4	13:57.459	3:20.076	96.151
5	17:16.405	3:18.946	96.697

28 138 Steven PROCTER

SBKR Behind 19.138

Best Time 3:19.875 Best Speed 96.248 On 4 Gp

Lap	Elapsed Time	Lap Time	Lap Speed
1	4:02.678	4:02.678	77.684
2	7:29.108	3:26.430	93.191
3	10:55.098	3:25.990	93.390
4	14:14.973	3:19.875	96.248
5	17:40.222	3:25.249	93.728

29 21 Alan CONNOR

SBKR Behind 19.140

Best Time 3:19.877 Best Speed 96.247 On 5 Gp

Lap	Elapsed Time	Lap Time	Lap Speed
1	4:16.065	4:16.065	73.623
2	7:37.920	3:21.855	95.304
3	10:59.862	3:21.942	95.263
4	14:21.129	3:21.267	95.582
5	17:41.006	3:19.877	96.247

Qualifying Classification

Position

30 23 Michal DOKOUPIL

SBKR Behind 19.538

Best Time 3:20.275 Best Speed 96.055 On 3 Gp

Lap	Elapsed Time	Lap Time	Lap Speed
1	4:21.178	4:21.178	72.182
2	7:50.088	3:28.910	92.085
3	11:10.363	3:20.275	96.055
4	14:33.343	3:22.980	94.775

31 129 Martin LOWE

SBKR Behind 21.486

Best Time 3:22.223 Best Speed 95.130 On 4 Gp

Lap	Elapsed Time	Lap Time	Lap Speed
1	4:22.958	4:22.958	71.693
2	7:53.493	3:30.535	91.374
3	11:19.370	3:25.877	93.442
4	14:41.593	3:22.223	95.130
5	18:05.010	3:23.417	94.572

32 18 Callum LAIDLAW

SBKR Behind 22.258

Best Time 3:22.995 Best Speed 94.768 On 4 Gp

Lap	Elapsed Time	Lap Time	Lap Speed
1	4:28.791	4:28.791	70.137
2	7:59.148	3:30.357	91.452
3	11:25.120	3:25.972	93.399
4	14:48.115	3:22.995	94.768
5	18:14.264	3:26.149	93.318

33 38 Paul WILLIAMS

SBKR Behind 22.590

Best Time 3:23.327 Best Speed 94.614 On 4 Gp

Lap	Elapsed Time	Lap Time	Lap Speed
1	3:55.769	3:55.769	79.961
2	7:25.051	3:29.282	91.921
3	10:51.016	3:25.965	93.402
4	14:14.343	3:23.327	94.614
5	17:40.556	3:26.213	93.289

AROUND A POUND TANDRAGEE 100

SUPERBIKE

Qualifying

Friday, 21 April 2017

DETAILED RESULT



Qualifying Classification

Position

34 40 Rhys HARDISTY

SBKR Behind 22.668

Best Time 3:23.405 Best Speed 94.577 On 4 Gp

Lap	Elapsed Time	Lap Time	Lap Speed
1	4:18.237	4:18.237	73.004
2	7:51.446	3:33.209	90.228
3	11:15.272	3:23.826	94.382
4	14:38.677	3:23.405	94.577
5	18:04.757	3:26.080	93.350

35 88 Forest DUNN

SBKR Behind 22.669

Best Time 3:23.406 Best Speed 94.577 On 4 Gp

Lap	Elapsed Time	Lap Time	Lap Speed
1	3:55.189	3:55.189	80.158
2	7:24.251	3:29.062	92.018
3	10:50.343	3:26.092	93.344
4	14:13.749	3:23.406	94.577
5	17:39.162	3:25.413	93.653

36 92 Noel CARROLL

SBKR Behind 24.637

Best Time 3:25.374 Best Speed 93.671 On 4 Gp

Lap	Elapsed Time	Lap Time	Lap Speed
1	4:17.025	4:17.025	73.348
2	7:50.863	3:33.838	89.963
3	11:22.066	3:31.203	91.085
4	14:47.440	3:25.374	93.671
5	18:15.615	3:28.175	92.410

37 7 Vassilios TAKOS

SBKR Behind 25.551

Best Time 3:26.288 Best Speed 93.256 On 3 Gp

Lap	Elapsed Time	Lap Time	Lap Speed
1	4:22.196	4:22.196	71.902
2	7:52.457	3:30.261	91.493
3	11:18.745	3:26.288	93.256
4	14:45.903	3:27.158	92.864
5	18:19.476	3:33.573	90.075

Qualifying Classification

Position

38 54 Sam JOHNSON

SBKR Behind 25.758

Best Time 3:26.495 Best Speed 93.162 On 4 Gp

Lap	Elapsed Time	Lap Time	Lap Speed
1	4:20.619	4:20.619	72.337
2	7:52.042	3:31.423	90.991
3	11:20.127	3:28.085	92.450
4	14:46.622	3:26.495	93.162
5	18:14.187	3:27.565	92.682

39 11 Dominic HERBERTSON

SBKR Behind 25.857

Best Time 3:26.594 Best Speed 93.117 On 5 Gp

Lap	Elapsed Time	Lap Time	Lap Speed
1	4:03.830	4:03.830	77.317
2	7:38.425	3:34.595	89.646
3	11:06.578	3:28.153	92.420
4	14:34.007	3:27.429	92.743
5	18:00.601	3:26.594	93.117

40 80 Phill ARCHER

SBKR Behind 25.869

Best Time 3:26.606 Best Speed 93.112 On 5 Gp

Lap	Elapsed Time	Lap Time	Lap Speed
1	3:57.993	3:57.993	79.214
2	7:35.439	3:37.446	88.470
3	11:05.277	3:29.838	91.678
4	14:36.070	3:30.793	91.263
5	18:02.676	3:26.606	93.112

41 10 James CHAWKE

SSPR Behind 27.324

Best Time 3:28.061 Best Speed 92.461 On 5 Gp

Lap	Elapsed Time	Lap Time	Lap Speed
1	4:01.919	4:01.919	77.928
2	7:36.336	3:34.417	89.720
3	11:05.782	3:29.446	91.849
4	14:36.270	3:30.488	91.395
5	18:04.331	3:28.061	92.461

AROUND A POUND TANDRAGEE 100

SUPERBIKE

Qualifying

Friday, 21 April 2017

DETAILED RESULT



Qualifying Classification

Position

42 127 Stephen CASEY

SBKR Behind 30.601

Best Time 3:31.338 Best Speed 91.027 On 3 Gp

Lap	Elapsed Time	Lap Time	Lap Speed
1	3:52.135	3:52.135	81.213
2	7:25.458	3:33.323	90.180
3	10:56.796	3:31.338	91.027
4	14:29.552	3:32.756	90.420
5	18:01.885	3:32.333	90.601

43 151 Scott MILLER

SBKR Behind 1:03.337

Best Time 4:04.074 Best Speed 78.818 On 1 Gp

Lap	Elapsed Time	Lap Time	Lap Speed
1	4:04.074	4:04.074	77.240

AROUND A POUND TANDRAGEE 100

SUPERBIKE

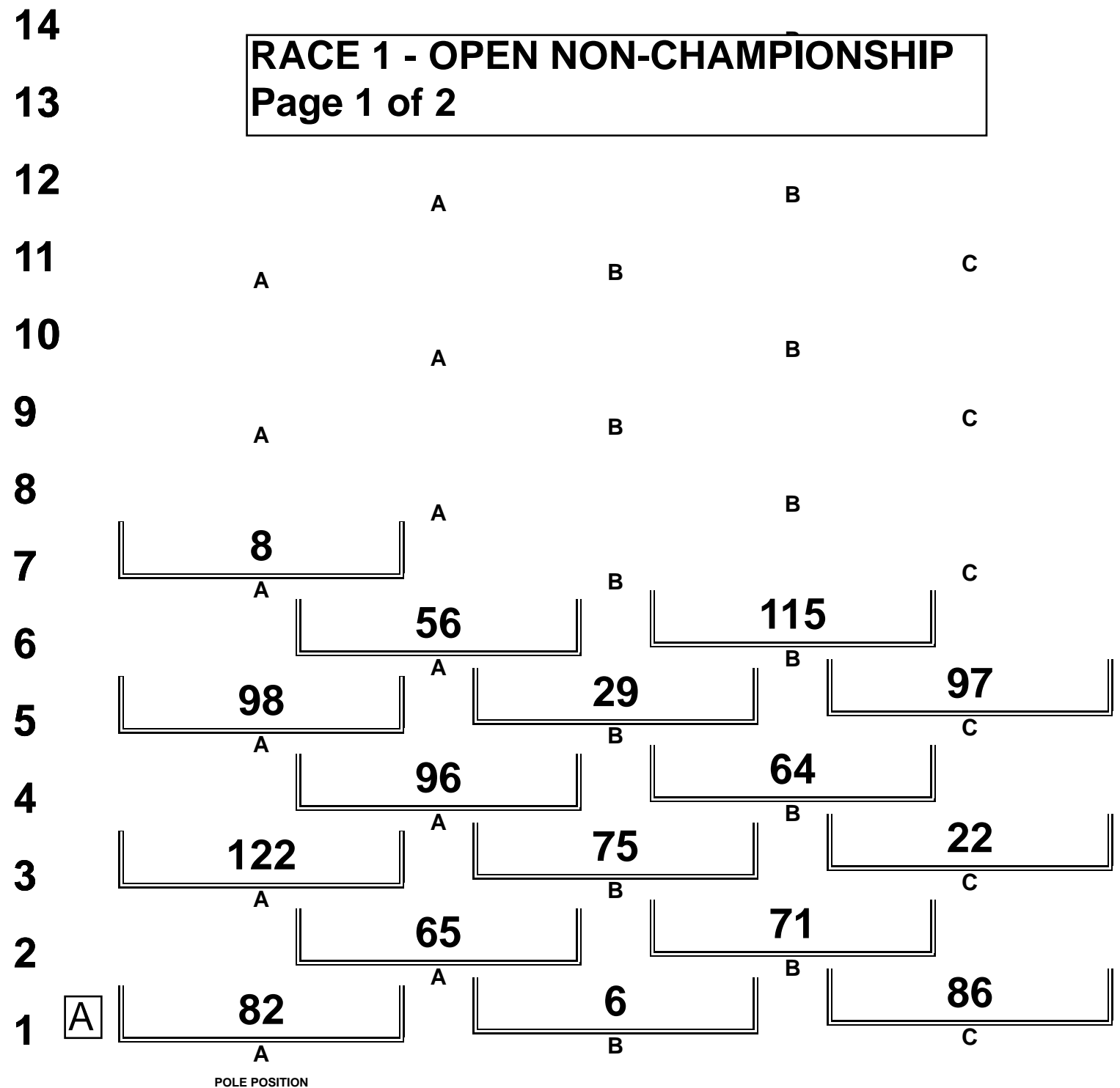
Tandragee 5.344 miles

R1: McCrum's Motorcycles Open Non-Championship

22/04/2017 11:00

Race (6 Laps)

RACE 1 - OPEN NON-CHAMPIONSHIP
Page 1 of 2



AROUND A POUND TANDRAGEE 100

SUPERBIKE

Tandragee 5.344 miles

R1: McCrum's Motorcycles Open Non-Championship

22/04/2017 11:00

Race (6 Laps)

RACE 1 - OPEN NON-CHAMPIONSHIP
Page 2 of 2

27	5 A		
26		127 A	151 B
25	11 A	80 B	10 C
24		7 A	54 B
23	C 40 A	88 B	92 C
22			
21	38 A		
20		129 A	18 B
19	138 A	21 B	23 C
18		62 A	26 B
17	59 A	93 B	311 C
16		164 A	31 B
15	B 47 A	24 B	68 C



Promoted by North Armagh Motorcycle and Car Club Orbits

Provisional result to be confirmed by the Stewards of the Meeting subject to the completion of technical inspections and the time limit for protests
 MCUI (Ulster Centre) Timing @ www.elaps-timing.com



AROUND A POUND TANDRAGEE 100

SUPERBIKE

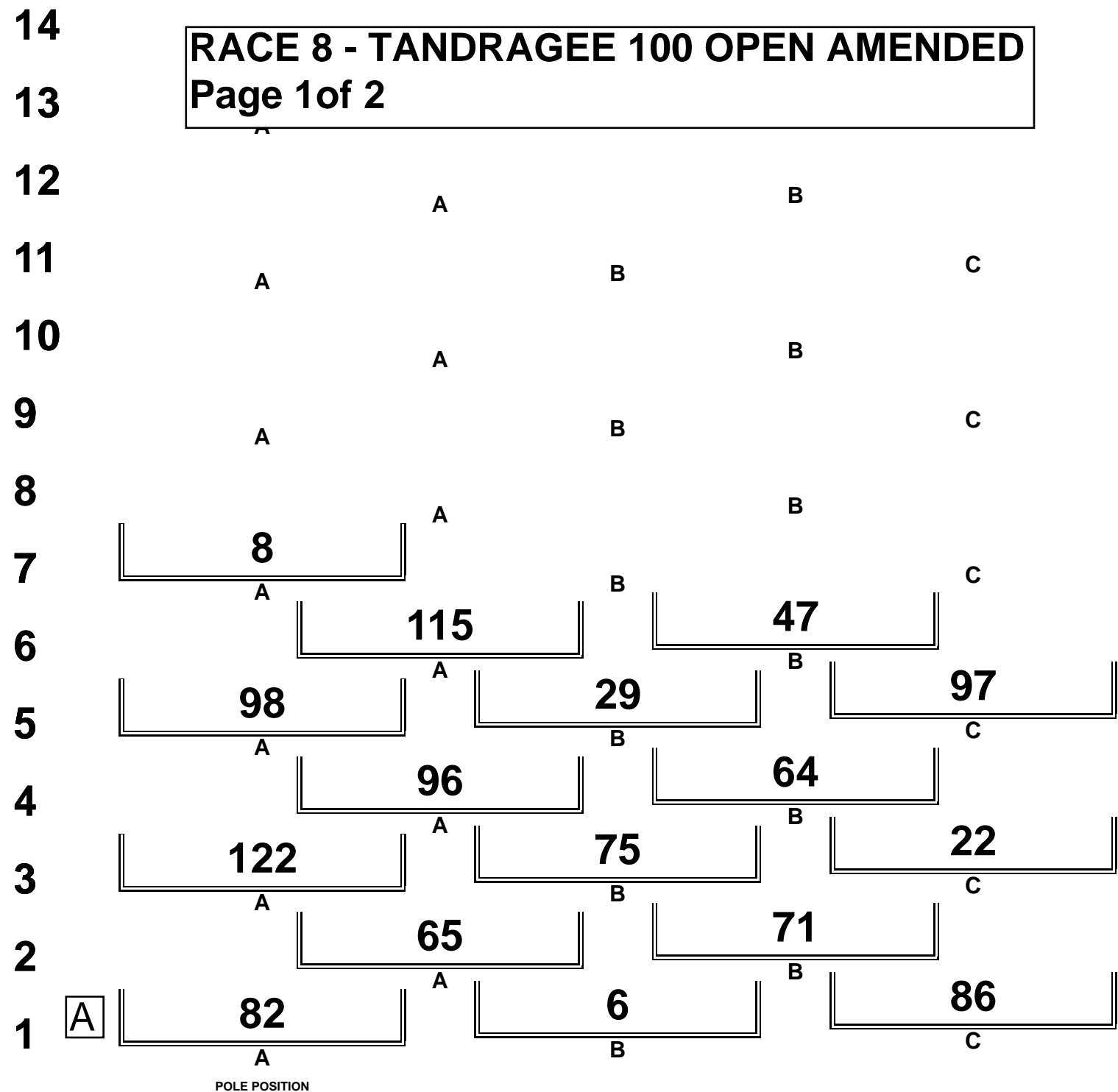
Tandragee 5.344 miles

R8: Around a Pound Tandragee 100

22/04/2017 16:15

Race (7 Laps)

RACE 8 - TANDRAGEE 100 OPEN AMENDED
Page 1 of 2



Promoted by North Armagh Motorcycle and Car Club Orbits

Provisional result to be confirmed by the Stewards of the Meeting subject to the completion of technical inspections and the time limit for protests
 MCUI (Ulster Centre) Timing @ www.elaps-timing.com



AROUND A POUND TANDRAGEE 100

SUPERBIKE

Tandragee 5.344 miles

R8: Around a Pound Tandragee 100

22/04/2017 16:15

Race (7 Laps)

RACE 8 - TANDRAGEE 100 OPEN AMENDED
Page 2 of 2

25	127 A	5 B	
24	54 A	11 B	
23	C 88 A	92 B	7 C
22	<hr/>		
21	40 A	B	C
20	18 A	38 B	
19	21 A	23 B	129 C
18	62 A	138 B	
17	59 A	93 B	311 C
16	109 A	31 B	
15	B 24 A	68 B	164 C



Promoted by North Armagh Motorcycle and Car Club

Orbits

Provisional result to be confirmed by the Stewards of the Meeting subject to the completion of technical inspections and the time limit for protests
 MCUI (Ulster Centre) Timing @ www.elaps-timing.com



**Ride on
Delta
Seven**

AROUND A POUND TANDRAGEE 100

SUPERBIKE

Race 1 - McCrum's Motorcycles Open non-championship

Saturday, 22 April 2017



Pos	Class	No	Name	Machine / Sponsor	Gp	Lap	Total Time	Behind	Speed	-----Best Lap-----		
										Time	Speed	On
Race Classification												
1	SBKR	82	Derek SHEILS	Suzuki - Cookstown BE Racing	a	6	17:58.563		106.660	2:58.522	107.760	5
2	SBKR	6	William DUNLOP	Yamaha	a	6	18:12.757	14.194	105.275	3:00.976	106.299	3
3	SBKR	86	Derek McGEE	Kawasaki - McGee Racing	a	6	18:22.518	23.955	104.343	3:02.080	105.654	2
4	SBKR	65	Michael SWEENEY	BMW - MJR Racing	a	6	18:36.048	37.485	103.078	3:04.315	104.373	2
5	SBKR	122	Alan BONNER	BMW - NW Racing	a	6	18:38.222	39.659	102.877	3:05.027	103.971	5
6	SBKR	71	Davy MORGAN	Kawasaki - Bumble Bee Barn	a	6	18:38.658	40.095	102.837	3:04.970	104.003	6
7	SBKR	31	Shaun ANDERSON	Suzuki	b	6	18:47.775	49.212	102.006	3:07.023	102.862	6
8	SBKR	75	Kevin FITZPATRICK	Kawasaki - Mongey Transport Racing	a	6	19:02.832	1:04.269	100.662	3:09.484	101.526	2
9	SBKR	96	Andy FARRELL	Kawasaki 600	a	6	19:03.348	1:04.785	100.617	3:07.711	102.485	2
10	SBKR	29	Richard McLoughlin	Kawasaki	a	6	19:07.057	1:08.494	100.291	3:09.686	101.418	6
11	SBKR	97	Seamus ELLIOTT	Kawasaki	a	6	19:10.641	1:12.078	99.979	3:09.563	101.483	3
12	SBKR	115	Damian HORAN	Suzuki 750 - David Nelson Racing	a	6	19:19.462	1:20.899	99.218	3:10.649	100.905	2
13	SBKR	68	Gareth EVANS	Suzuki - Joe Evans Garage	b	6	19:28.750	1:30.187	98.430	3:13.598	99.368	4
14	SBKR	62	Sean CONNOLLY	Kawasaki 600 - SKM Racing	b	6	19:37.234	1:38.671	97.720	3:14.346	98.986	4
15	SBKR	59	Darryl TWEED	Triumph 675 - M & D Racing	b	6	19:38.130	1:39.567	97.646	3:14.350	98.984	5
16	SBKR	138	Steven PROCTER	Yamaha 600	b	6	19:38.412	1:39.849	97.623	3:12.779	99.790	5
17	SBKR	40	Rhys HARDISTY	Yamaha 600	c	6	19:39.239	1:40.676	97.554	3:12.672	99.846	5
18	SBKR	23	Michal DOKOUPIL	Yamaha 600 - K2 Moto by Longshot	b	6	19:39.332	1:40.769	97.547	3:14.059	99.132	6
19	SBKR	311	Allan BRODIE	Yamaha 600 - ABR	b	6	19:40.840	1:42.277	97.422	3:14.149	99.086	5
20	SBKR	93	Paul CRANSTON	Honda 600 - P & J Fuel Haulage	b	6	19:41.971	1:43.408	97.329	3:15.476	98.414	5
21	SBKR	11	Dominic HERBERTSON	Kawasaki 600 - WH Racing	c	6	19:46.092	1:47.529	96.991	3:14.938	98.685	5
22	SBKR	164	Steve TOBIN	Yamaha 600	b	6	19:46.936	1:48.373	96.922	3:15.662	98.320	5
23	SBKR	21	Alan CONNOR	Suzuki - Connor Racing	b	6	19:48.394	1:49.831	96.803	3:13.683	99.325	5
24	SBKR	38	Paul WILLIAMS	Triumph 675	b	6	19:49.214	1:50.651	96.736	3:15.006	98.651	5
25	SBKR	54	Sam JOHNSON	Kawasaki 600 - Colin Dunlop Racing	c	6	19:54.252	1:55.689	96.328	3:17.410	97.449	4
26	SSPR	10	James CHAWKE	Honda	c	6	19:56.117	1:57.554	96.178	3:17.380	97.464	4
27	SBKR	88	Forest DUNN	Honda - K2 Moto by Longshot	c	6	19:56.800	1:58.237	96.123	3:17.681	97.316	4
28	SBKR	92	Noel CARROLL	Suzuki	c	6	19:58.791	2:00.228	95.963	3:16.154	98.073	5
29	SBKR	7	Vassilios TAKOS	Yamaha	c	6	20:09.198	2:10.635	95.137	3:19.329	96.511	2
30	SBKR	26	Dennis BOOTH	BMW	b	6	20:10.801	2:12.238	95.011	3:18.282	97.021	5
31	SBKR	80	Phill ARCHER	Yamaha 600	c	5	17:11.691	1 Lap	92.859	3:21.851	95.305	5
32	SBKR	47	Frank GALLAGHER	Kawasaki	b	5	18:01.908	1 Lap	88.549	3:11.650	100.378	5

Fastest Lap


SBKR	82	Derek SHEILS	Suzuki - Cookstown BE Racing	2:58.522	107.760	5
------	----	--------------	------------------------------	----------	---------	---

Not Classified

DNF	SBKR	98	Michael WELDON	Suzuki 750	a	5	15:51.195		100.718	3:08.410	102.104	3
DNF	SBKR	64	Stephen McKNIGHT	BMW - McKnight Racing	a	5	16:16.483		98.110	3:11.940	100.227	2
DNF	SBKR	56	Adam McLEAN	Kawasaki 600 - MSS	a	4	12:41.520		100.542	3:07.019	102.864	2
DNF	SBKR	18	Callum LAIDLAW	Yamaha 600 - Prestige Installations	b	4	13:21.126		95.571	3:18.765	96.785	4
DNF	SBKR	129	Martin LOWE	Kawasaki	b	3	10:01.310		95.337	3:18.530	96.900	2
DNF	SBKR	5	Thomas MAXWELL	Yamaha 600	c	2	6:43.727		94.345	3:19.295	96.528	2
DNF	SBKR	127	Stephen CASEY	Yamaha 600	c	2	7:09.173		88.752	3:36.393	88.901	2
DNF	SBKR	24	Graham KENNEDY	BMW - T D Racing	b	1	3:11.769		98.307	3:43.739	84.260	1
DNF	SBKR	151	Scott MILLER	Yamaha 600	c	1	3:26.921		91.109	4:30.831	69.609	1

Provisional result to be confirmed by the Stewards of the Meeting subject to completion of technical inspections & the time limit for protests

Page 1 / 1

Circuit	Tandragee	Signed		Organising Club	North Armagh MC&CC
Length(miles)	5.3438 Lap 1 (5.2368)	Chief Timekeeper		Race Started	11:02
Weather	Cloudy	Issued At:	11:35	Gp Time Diff - b 31.97 / c 63.91	
Track	Dry				



AROUND A POUND TANDRAGEE 100

SUPERBIKE

Race 1 - McCrum's Motorcycles Open non-championship

Saturday, 22 April 2017

DETAILED RESULT



Race Classification

1 82 Derek SHEILS

Total Time **17:58.563** Avg Speed **106.660** Behind
Best Time **2:58.522** Best Speed **107.760** On **5** Gp **a**

Lap	Elapsed Time	Lap Time	Lap Speed
1	3:00.989	3:00.989	104.163
2	6:00.619	2:59.630	107.095
3	9:00.700	3:00.081	106.827
4	12:00.209	2:59.509	107.167
5	14:58.731	2:58.522	107.760
6	17:58.563	2:59.832	106.975

2 6 William DUNLOP

Total Time **18:12.757** Avg Speed **105.275** Behind **14.194**
Best Time **3:00.976** Best Speed **106.299** On **3** Gp **a**

Lap	Elapsed Time	Lap Time	Lap Speed
1	3:03.018	3:03.018	103.008
2	6:04.373	3:01.355	106.076
3	9:05.349	3:00.976	106.299
4	12:07.478	3:02.129	105.626
5	15:10.217	3:02.739	105.273
6	18:12.757	3:02.540	105.388

3 86 Derek McGEE

Total Time **18:22.518** Avg Speed **104.343** Behind **23.955**
Best Time **3:02.080** Best Speed **105.654** On **2** Gp **a**

Lap	Elapsed Time	Lap Time	Lap Speed
1	3:01.978	3:01.978	103.597
2	6:04.058	3:02.080	105.654
3	9:07.186	3:03.128	105.049
4	12:12.450	3:05.264	103.838
5	15:17.868	3:05.418	103.752
6	18:22.518	3:04.650	104.184

4 65 Michael SWEENEY

Total Time **18:36.048** Avg Speed **103.078** Behind **37.485**
Best Time **3:04.315** Best Speed **104.373** On **2** Gp **a**

Lap	Elapsed Time	Lap Time	Lap Speed
1	3:05.840	3:05.840	101.444
2	6:10.155	3:04.315	104.373
3	9:15.702	3:05.547	103.680
4	12:22.400	3:06.698	103.041
5	15:29.387	3:06.987	102.881
6	18:36.048	3:06.661	103.061

Race Classification

5 122 Alan BONNER

Total Time **18:38.222** Avg Speed **102.877** Behind **39.659**
Best Time **3:05.027** Best Speed **103.971** On **5** Gp **a**

Lap	Elapsed Time	Lap Time	Lap Speed
1	3:10.913	3:10.913	98.748
2	6:16.704	3:05.791	103.544
3	9:22.542	3:05.838	103.518
4	12:28.032	3:05.490	103.712
5	15:33.059	3:05.027	103.971
6	18:38.222	3:05.163	103.895

6 71 Davy MORGAN

Total Time **18:38.658** Avg Speed **102.837** Behind **40.095**
Best Time **3:04.970** Best Speed **104.003** On **6** Gp **a**

Lap	Elapsed Time	Lap Time	Lap Speed
1	3:08.028	3:08.028	100.263
2	6:15.086	3:07.058	102.842
3	9:22.924	3:07.838	102.415
4	12:28.377	3:05.453	103.732
5	15:33.688	3:05.311	103.812
6	18:38.658	3:04.970	104.003

7 31 Shaun ANDERSON

Total Time **18:47.775** Avg Speed **102.006** Behind **49.212**
Best Time **3:07.023** Best Speed **102.862** On **6** Gp **b**

Lap	Elapsed Time	Lap Time	Lap Speed
1	3:10.585	3:10.585	98.918
2	6:18.689	3:08.104	102.271
3	9:25.976	3:07.287	102.717
4	12:33.563	3:07.587	102.552
5	15:40.752	3:07.189	102.770
6	18:47.775	3:07.023	102.862

8 75 Kevin FITZPATRICK

Total Time **19:02.832** Avg Speed **100.662** Behind **1:04.269**
Best Time **3:09.484** Best Speed **101.526** On **2** Gp **a**

Lap	Elapsed Time	Lap Time	Lap Speed
1	3:10.029	3:10.029	99.207
2	6:19.513	3:09.484	101.526
3	9:30.409	3:10.896	100.775
4	12:41.262	3:10.853	100.797
5	15:53.169	3:11.907	100.244
6	19:02.832	3:09.663	101.430

AROUND A POUND TANDRAGEE 100

SUPERBIKE

Race 1 - McCrum's Motorcycles Open non-championship

Saturday, 22 April 2017

DETAILED RESULT



Race Classification

9 96 Andy FARRELL

Total Time **19:03.348** Avg Speed **100.617** Behind **1:04.785**

Best Time **3:07.711** Best Speed **102.485** On **2** Gp **a**

Lap	Elapsed Time	Lap Time	Lap Speed
1	3:12.471	3:12.471	97.949
2	6:20.182	3:07.711	102.485
3	9:30.208	3:10.026	101.236
4	12:41.405	3:11.197	100.616
5	15:52.958	3:11.553	100.429
6	19:03.348	3:10.390	101.043

Race Classification

13 68 Gareth EVANS

Total Time **19:28.750** Avg Speed **98.430** Behind **1:30.187**

Best Time **3:13.598** Best Speed **99.368** On **4** Gp **b**

Lap	Elapsed Time	Lap Time	Lap Speed
1	3:14.251	3:14.251	97.051
2	6:29.372	3:15.121	98.593
3	9:44.910	3:15.538	98.382
4	12:58.508	3:13.598	99.368
5	16:12.111	3:13.603	99.366
6	19:28.750	3:16.639	97.832

10 29 Richard McLOUGHLIN

Total Time **19:07.057** Avg Speed **100.291** Behind **1:08.494**

Best Time **3:09.686** Best Speed **101.418** On **6** Gp **a**

Lap	Elapsed Time	Lap Time	Lap Speed
1	3:15.442	3:15.442	96.460
2	6:26.158	3:10.716	100.870
3	9:37.492	3:11.334	100.544
4	12:47.478	3:09.986	101.257
5	15:57.371	3:09.893	101.307
6	19:07.057	3:09.686	101.418

14 62 Sean CONNOLLY

Total Time **19:37.234** Avg Speed **97.720** Behind **1:38.671**

Best Time **3:14.346** Best Speed **98.986** On **4** Gp **b**

Lap	Elapsed Time	Lap Time	Lap Speed
1	3:18.613	3:18.613	94.920
2	6:33.225	3:14.612	98.851
3	9:48.478	3:15.253	98.526
4	13:02.824	3:14.346	98.986
5	16:17.830	3:15.006	98.651
6	19:37.234	3:19.404	96.475

11 97 Seamus ELLIOTT

Total Time **19:10.641** Avg Speed **99.979** Behind **1:12.078**

Best Time **3:09.563** Best Speed **101.483** On **3** Gp **a**

Lap	Elapsed Time	Lap Time	Lap Speed
1	3:19.203	3:19.203	94.639
2	6:29.861	3:10.658	100.901
3	9:39.424	3:09.563	101.483
4	12:49.256	3:09.832	101.340
5	15:59.232	3:09.976	101.263
6	19:10.641	3:11.409	100.505

15 59 Darryl TWEED

Total Time **19:38.130** Avg Speed **97.646** Behind **1:39.567**

Best Time **3:14.350** Best Speed **98.984** On **5** Gp **b**

Lap	Elapsed Time	Lap Time	Lap Speed
1	3:19.428	3:19.428	94.532
2	6:35.114	3:15.686	98.308
3	9:51.866	3:16.752	97.775
4	13:08.411	3:16.545	97.878
5	16:22.761	3:14.350	98.984
6	19:38.130	3:15.369	98.468

12 115 Damian HORAN

Total Time **19:19.462** Avg Speed **99.218** Behind **1:20.899**

Best Time **3:10.649** Best Speed **100.905** On **2** Gp **a**

Lap	Elapsed Time	Lap Time	Lap Speed
1	3:16.012	3:16.012	96.179
2	6:26.661	3:10.649	100.905
3	9:39.037	3:12.376	99.999
4	12:54.124	3:15.087	98.610
5	16:06.761	3:12.637	99.864
6	19:19.462	3:12.701	99.831

16 138 Steven PROCTER

Total Time **19:38.412** Avg Speed **97.623** Behind **1:39.849**

Best Time **3:12.779** Best Speed **99.790** On **5** Gp **b**

Lap	Elapsed Time	Lap Time	Lap Speed
1	3:21.433	3:21.433	93.591
2	6:38.955	3:17.522	97.394
3	9:54.887	3:15.932	98.185
4	13:09.773	3:14.886	98.712
5	16:22.552	3:12.779	99.790
6	19:38.412	3:15.860	98.221

AROUND A POUND TANDRAGEE 100

SUPERBIKE

Race 1 - McCrum's Motorcycles Open non-championship

Saturday, 22 April 2017

DETAILED RESULT



Race Classification

17 40 Rhys HARDISTY

Total Time **19:39.239** Avg Speed **97.554** Behind **1:40.676**
Best Time **3:12.672** Best Speed **99.846** On **5** Gp **c**

Lap	Elapsed Time	Lap Time	Lap Speed
1	3:15.872	3:15.872	96.248
2	6:31.406	3:15.534	98.384
3	9:45.797	3:14.391	98.963
4	12:59.799	3:14.002	99.161
5	16:12.471	3:12.672	99.846
6	19:39.239	3:26.768	93.039

18 23 Michal DOKOUPIL

Total Time **19:39.332** Avg Speed **97.547** Behind **1:40.769**
Best Time **3:14.059** Best Speed **99.132** On **6** Gp **b**

Lap	Elapsed Time	Lap Time	Lap Speed
1	3:21.845	3:21.845	93.400
2	6:40.612	3:18.767	96.784
3	9:55.405	3:14.793	98.759
4	13:10.427	3:15.022	98.643
5	16:25.273	3:14.846	98.732
6	19:39.332	3:14.059	99.132

19 311 Allan BRODIE

Total Time **19:40.840** Avg Speed **97.422** Behind **1:42.277**
Best Time **3:14.149** Best Speed **99.086** On **5** Gp **b**

Lap	Elapsed Time	Lap Time	Lap Speed
1	3:19.171	3:19.171	94.654
2	6:38.585	3:19.414	96.470
3	9:54.332	3:15.747	98.277
4	13:10.123	3:15.791	98.255
5	16:24.272	3:14.149	99.086
6	19:40.840	3:16.568	97.867

20 93 Paul CRANSTON

Total Time **19:41.971** Avg Speed **97.329** Behind **1:43.408**
Best Time **3:15.476** Best Speed **98.414** On **5** Gp **b**

Lap	Elapsed Time	Lap Time	Lap Speed
1	3:16.424	3:16.424	95.978
2	6:34.236	3:17.812	97.251
3	9:52.204	3:17.968	97.175
4	13:09.328	3:17.124	97.591
5	16:24.804	3:15.476	98.414
6	19:41.971	3:17.167	97.570

Race Classification

21 11 Dominic HERBERTSON

Total Time **19:46.092** Avg Speed **96.991** Behind **1:47.529**
Best Time **3:14.938** Best Speed **98.685** On **5** Gp **c**

Lap	Elapsed Time	Lap Time	Lap Speed
1	3:19.707	3:19.707	94.400
2	6:40.993	3:21.286	95.573
3	9:58.695	3:17.702	97.306
4	13:14.936	3:16.241	98.030
5	16:29.874	3:14.938	98.685
6	19:46.092	3:16.218	98.041

22 164 Steve TOBIN

Total Time **19:46.936** Avg Speed **96.922** Behind **1:48.373**
Best Time **3:15.662** Best Speed **98.320** On **5** Gp **b**

Lap	Elapsed Time	Lap Time	Lap Speed
1	3:18.448	3:18.448	94.999
2	6:38.281	3:19.833	96.268
3	9:57.244	3:18.963	96.689
4	13:14.141	3:16.897	97.703
5	16:29.803	3:15.662	98.320
6	19:46.936	3:17.133	97.586

23 21 Alan CONNOR

Total Time **19:48.394** Avg Speed **96.803** Behind **1:49.831**
Best Time **3:13.683** Best Speed **99.325** On **5** Gp **b**

Lap	Elapsed Time	Lap Time	Lap Speed
1	3:22.328	3:22.328	93.177
2	6:41.411	3:19.083	96.631
3	10:00.974	3:19.563	96.398
4	13:16.534	3:15.560	98.371
5	16:30.217	3:13.683	99.325
6	19:48.394	3:18.177	97.072

24 38 Paul WILLIAMS

Total Time **19:49.214** Avg Speed **96.736** Behind **1:50.651**
Best Time **3:15.006** Best Speed **98.651** On **5** Gp **b**

Lap	Elapsed Time	Lap Time	Lap Speed
1	3:24.580	3:24.580	92.151
2	6:42.833	3:18.253	97.035
3	10:01.795	3:18.962	96.689
4	13:18.814	3:17.019	97.643
5	16:33.820	3:15.006	98.651
6	19:49.214	3:15.394	98.455

AROUND A POUND TANDRAGEE 100

SUPERBIKE

Race 1 - McCrum's Motorcycles Open non-championship

Saturday, 22 April 2017

DETAILED RESULT



Race Classification

25 54 Sam JOHNSON

Total Time **19:54.252** Avg Speed **96.328** Behind **1:55.689**
 Best Time **3:17.410** Best Speed **97.449** On **4** Gp **c**

Lap	Elapsed Time	Lap Time	Lap Speed
1	3:19.302	3:19.302	94.592
2	6:40.639	3:21.337	95.549
3	10:00.622	3:19.983	96.196
4	13:18.032	3:17.410	97.449
5	16:35.842	3:17.810	97.252
6	19:54.252	3:18.410	96.958

26 10 James CHAWKE

Total Time **19:56.117** Avg Speed **96.178** Behind **1:57.554**
 Best Time **3:17.380** Best Speed **97.464** On **4** Gp **c**

Lap	Elapsed Time	Lap Time	Lap Speed
1	3:22.604	3:22.604	93.050
2	6:41.592	3:18.988	96.677
3	10:00.788	3:19.196	96.576
4	13:18.168	3:17.380	97.464
5	16:36.022	3:17.854	97.231
6	19:56.117	3:20.095	96.142

27 88 Forest DUNN

Total Time **19:56.800** Avg Speed **96.123** Behind **1:58.237**
 Best Time **3:17.681** Best Speed **97.316** On **4** Gp **c**

Lap	Elapsed Time	Lap Time	Lap Speed
1	3:18.884	3:18.884	94.790
2	6:41.237	3:22.353	95.069
3	9:59.768	3:18.531	96.899
4	13:17.449	3:17.681	97.316
5	16:35.408	3:17.959	97.179
6	19:56.800	3:21.392	95.523

28 92 Noel CARROLL

Total Time **19:58.791** Avg Speed **95.963** Behind **2:00.228**
 Best Time **3:16.154** Best Speed **98.073** On **5** Gp **c**

Lap	Elapsed Time	Lap Time	Lap Speed
1	3:23.623	3:23.623	92.584
2	6:42.143	3:18.520	96.905
3	10:02.675	3:20.532	95.932
4	13:20.707	3:18.032	97.143
5	16:36.861	3:16.154	98.073
6	19:58.791	3:21.930	95.268

Race Classification

29 7 Vassilios TAKOS

Total Time **20:09.198** Avg Speed **95.137** Behind **2:10.635**
 Best Time **3:19.329** Best Speed **96.511** On **2** Gp **c**

Lap	Elapsed Time	Lap Time	Lap Speed
1	3:23.897	3:23.897	92.460
2	6:43.226	3:19.329	96.511
3	10:03.343	3:20.117	96.131
4	13:23.843	3:20.500	95.948
5	16:44.463	3:20.620	95.890
6	20:09.198	3:24.735	93.963

30 26 Dennis BOOTH

Total Time **20:10.801** Avg Speed **95.011** Behind **2:12.238**
 Best Time **3:18.282** Best Speed **97.021** On **5** Gp **b**

Lap	Elapsed Time	Lap Time	Lap Speed
1	3:20.985	3:20.985	93.800
2	6:40.967	3:19.982	96.196
3	10:00.506	3:19.539	96.410
4	13:20.338	3:19.832	96.268
5	16:38.620	3:18.282	97.021
6	20:10.801	3:32.181	90.666

31 80 Phill ARCHER

Total Time **17:11.691** Avg Speed **92.859** Behind **1 Lap**
 Best Time **3:21.851** Best Speed **95.305** On **5** Gp **c**

Lap	Elapsed Time	Lap Time	Lap Speed
1	3:32.507	3:32.507	88.714
2	6:58.328	3:25.821	93.467
3	10:24.720	3:26.392	93.209
4	13:49.840	3:25.120	93.787
5	17:11.691	3:21.851	95.305

32 47 Frank GALLAGHER

Total Time **18:01.908** Avg Speed **88.549** Behind **1 Lap**
 Best Time **3:11.650** Best Speed **100.378** On **5** Gp **b**

Lap	Elapsed Time	Lap Time	Lap Speed
1	3:13.905	3:13.905	97.224
2	8:20.864	5:06.959	62.671
3	11:36.253	3:15.389	98.457
4	14:50.258	3:14.005	99.160
5	18:01.908	3:11.650	100.378

Not Classified

AROUND A POUND TANDRAGEE 100

SUPERBIKE

Race 1 - McCrum's Motorcycles Open non-championship

Saturday, 22 April 2017

DETAILED RESULT



Not Classified

DNF 98 Michael WELDON

Total Time **15:51.195** Avg Speed **100.718** Behind
Best Time **3:08.410** Best Speed **102.104** On **3** Gp **a**

Lap	Elapsed Time	Lap Time	Lap Speed
1	3:14.042	3:14.042	97.156
2	6:22.516	3:08.474	102.070
3	9:30.926	3:08.410	102.104
4	12:41.005	3:10.079	101.208
5	15:51.195	3:10.190	101.149

DNF 64 Stephen McKNIGHT

Total Time **16:16.483** Avg Speed **98.110** Behind
Best Time **3:11.940** Best Speed **100.227** On **2** Gp **a**

Lap	Elapsed Time	Lap Time	Lap Speed
1	3:19.589	3:19.589	94.456
2	6:31.529	3:11.940	100.227
3	9:44.827	3:13.298	99.522
4	12:59.740	3:14.913	98.698
5	16:16.483	3:16.743	97.780

DNF 56 Adam McLEAN

Total Time **12:41.520** Avg Speed **100.542** Behind
Best Time **3:07.019** Best Speed **102.864** On **2** Gp **a**

Lap	Elapsed Time	Lap Time	Lap Speed
1	3:13.589	3:13.589	97.383
2	6:20.608	3:07.019	102.864
3	9:30.667	3:10.059	101.219
4	12:41.520	3:10.853	100.797

DNF 18 Callum LAIDLAW

Total Time **13:21.126** Avg Speed **95.571** Behind
Best Time **3:18.765** Best Speed **96.785** On **4** Gp **b**

Lap	Elapsed Time	Lap Time	Lap Speed
1	3:23.118	3:23.118	92.815
2	6:42.094	3:18.976	96.683
3	10:02.361	3:20.267	96.059
4	13:21.126	3:18.765	96.785

DNF 129 Martin LOWE

Total Time **10:01.310** Avg Speed **95.337** Behind
Best Time **3:18.530** Best Speed **96.900** On **2** Gp **b**

Lap	Elapsed Time	Lap Time	Lap Speed
1	3:23.869	3:23.869	92.473
2	6:42.399	3:18.530	96.900
3	10:01.310	3:18.911	96.714

Not Classified

DNF 5 Thomas MAXWELL

Total Time **6:43.727** Avg Speed **94.345** Behind
Best Time **3:19.295** Best Speed **96.528** On **2** Gp **c**

Lap	Elapsed Time	Lap Time	Lap Speed
1	3:24.432	3:24.432	92.218
2	6:43.727	3:19.295	96.528

DNF 127 Stephen CASEY

Total Time **7:09.173** Avg Speed **88.752** Behind
Best Time **3:36.393** Best Speed **88.901** On **2** Gp **c**

Lap	Elapsed Time	Lap Time	Lap Speed
1	3:32.780	3:32.780	88.600
2	7:09.173	3:36.393	88.901

DNF 24 Graham KENNEDY

Total Time **3:11.769** Avg Speed **98.307** Behind
Best Time **3:43.739** Best Speed **84.260** On **1** Gp **b**

Lap	Elapsed Time	Lap Time	Lap Speed
1	3:11.769	3:11.769	98.307

DNF 151 Scott MILLER

Total Time **3:26.921** Avg Speed **91.109** Behind
Best Time **4:30.831** Best Speed **69.609** On **1** Gp **c**

Lap	Elapsed Time	Lap Time	Lap Speed
1	3:26.921	3:26.921	91.109

AROUND A POUND TANDRAGEE 100

SUPERBIKE

Race 1 - McCrum's Motorcycles Open non-championship

LAP CHART



1					2					3				
No	Name	Gp	Time of Day	Lap Time	No	Name	Gp	Time of Day	Lap Time	No	Name	Gp	Time of Day	Lap Time
82	Derek SHEILS	a	11:05:33.026	3:00.989	82	Derek SHEILS	a	11:08:32.656	2:59.630	82	Derek SHEILS	a	11:11:32.737	3:00.081
86	Derek McGEE	a	11:05:34.015	3:01.978	86	Derek McGEE	a	11:08:36.095	3:02.080	6	William DUNLOP	a	11:11:37.386	3:00.976
6	William DUNLOP	a	11:05:35.055	3:03.018	6	William DUNLOP	a	11:08:36.410	3:01.355	86	Derek McGEE	a	11:11:39.223	3:03.128
65	Michael SWEENEY	a	11:05:37.877	3:05.840	65	Michael SWEENEY	a	11:08:42.192	3:04.315	65	Michael SWEENEY	a	11:11:47.739	3:05.547
71	Davy MORGAN	a	11:05:40.065	3:08.028	71	Davy MORGAN	a	11:08:47.123	3:07.058	122	Alan BONNER	a	11:11:54.579	3:05.838
75	Kevin FITZPATRICK	a	11:05:42.066	3:10.029	122	Alan BONNER	a	11:08:48.741	3:05.791	71	Davy MORGAN	a	11:11:54.961	3:07.838
31	Shaun ANDERSON	b	11:05:42.622	3:10.585	31	Shaun ANDERSON	b	11:08:50.726	3:08.104	31	Shaun ANDERSON	b	11:11:58.013	3:07.287
122	Alan BONNER	a	11:05:42.950	3:10.913	75	Kevin FITZPATRICK	a	11:08:51.550	3:09.484	96	Andy FARRELL	a	11:12:02.245	3:10.026
24	Graham KENNEDY	b	11:05:43.806	3:11.769	96	Andy FARRELL	a	11:08:52.219	3:07.711	75	Kevin FITZPATRICK	a	11:12:02.446	3:10.896
96	Andy FARRELL	a	11:05:44.508	3:12.471	56	Adam McLEAN	a	11:08:52.645	3:07.019	56	Adam McLEAN	a	11:12:02.704	3:10.059
56	Adam McLEAN	a	11:05:45.626	3:13.589	98	Michael WELDON	a	11:08:54.553	3:08.474	98	Michael WELDON	a	11:12:02.963	3:08.410
47	Frank GALLAGHER	b	11:05:45.942	3:13.905	29	Richard McLOUGHLIN	a	11:08:58.195	3:10.716	29	Richard McLOUGHLIN	a	11:12:09.529	3:11.334
98	Michael WELDON	a	11:05:46.079	3:14.042	115	Damian HORAN	a	11:08:58.698	3:10.649	115	Damian HORAN	a	11:12:11.074	3:12.376
68	Gareth EVANS	b	11:05:46.288	3:14.251	68	Gareth EVANS	b	11:09:01.409	3:15.121	97	Seamus ELLIOTT	a	11:12:11.461	3:09.563
29	Richard McLOUGHLIN	a	11:05:47.479	3:15.442	97	Seamus ELLIOTT	a	11:09:01.898	3:10.658	64	Stephen McKNIGHT	a	11:12:16.864	3:13.298
40	Rhys HARDISTY	c	11:05:47.909	3:15.872	40	Rhys HARDISTY	c	11:09:03.443	3:15.534	68	Gareth EVANS	b	11:12:16.947	3:15.538
115	Damian HORAN	a	11:05:48.049	3:16.012	64	Stephen McKNIGHT	a	11:09:03.566	3:11.940	40	Rhys HARDISTY	c	11:12:17.834	3:14.391
93	Paul CRANSTON	b	11:05:48.461	3:16.424	62	Sean CONNOLLY	b	11:09:05.262	3:14.612	62	Sean CONNOLLY	b	11:12:20.515	3:15.253
164	Steve TOBIN	b	11:05:50.485	3:18.448	93	Paul CRANSTON	b	11:09:06.273	3:17.812	59	Darryl TWEED	b	11:12:23.903	3:16.752
62	Sean CONNOLLY	b	11:05:50.650	3:18.613	59	Darryl TWEED	b	11:09:07.151	3:15.686	93	Paul CRANSTON	b	11:12:24.241	3:17.968
88	Forest DUNN	c	11:05:50.921	3:18.884	164	Steve TOBIN	b	11:09:10.318	3:19.833	311	Allan BRODIE	b	11:12:26.369	3:15.747
311	Allan BRODIE	b	11:05:51.208	3:19.171	311	Allan BRODIE	b	11:09:10.622	3:19.414	138	Steven PROCTER	b	11:12:26.924	3:15.932
97	Seamus ELLIOTT	a	11:05:51.240	3:19.203	138	Steven PROCTER	b	11:09:10.992	3:17.522	23	Michal DOKOUPIL	b	11:12:27.442	3:14.793
54	Sam JOHNSON	c	11:05:51.339	3:19.302	23	Michal DOKOUPIL	b	11:09:12.649	3:18.767	164	Steve TOBIN	b	11:12:29.281	3:18.963
59	Darryl TWEED	b	11:05:51.465	3:19.428	54	Sam JOHNSON	c	11:09:12.676	3:21.337	11	Dominic HERBERTSON	c	11:12:30.732	3:17.702
64	Stephen McKNIGHT	a	11:05:51.626	3:19.589	26	Dennis BOOTH	b	11:09:13.004	3:19.982	88	Forest DUNN	c	11:12:31.805	3:18.531
11	Dominic HERBERTSON	c	11:05:51.744	3:19.707	11	Dominic HERBERTSON	c	11:09:13.030	3:21.286	26	Dennis BOOTH	b	11:12:32.543	3:19.539
26	Dennis BOOTH	b	11:05:53.022	3:20.985	88	Forest DUNN	c	11:09:13.274	3:22.353	54	Sam JOHNSON	c	11:12:32.659	3:19.983
138	Steven PROCTER	b	11:05:53.470	3:21.433	21	Alan CONNOR	b	11:09:13.448	3:19.083	10	James CHAWKE	c	11:12:32.825	3:19.196
23	Michal DOKOUPIL	b	11:05:53.882	3:21.845	10	James CHAWKE	c	11:09:13.629	3:18.988	21	Alan CONNOR	b	11:12:33.011	3:19.563
21	Alan CONNOR	b	11:05:54.365	3:22.328	18	Callum LAIDLAW	b	11:09:14.131	3:18.976	129	Martin LOWE	b	11:12:33.347	3:18.911
10	James CHAWKE	c	11:05:54.641	3:22.604	92	Noel CARROLL	c	11:09:14.180	3:18.520	38	Paul WILLIAMS	b	11:12:33.832	3:18.962
18	Callum LAIDLAW	b	11:05:55.155	3:23.118	129	Martin LOWE	b	11:09:14.436	3:18.530	18	Callum LAIDLAW	b	11:12:34.398	3:20.267
92	Noel CARROLL	c	11:05:55.660	3:23.623	38	Paul WILLIAMS	b	11:09:14.870	3:18.253	92	Noel CARROLL	c	11:12:34.712	3:20.532
129	Martin LOWE	b	11:05:55.906	3:23.869	7	Vassilios TAKOS	c	11:09:15.263	3:19.329	7	Vassilios TAKOS	c	11:12:35.380	3:20.117
7	Vassilios TAKOS	c	11:05:55.934	3:23.897	5	Thomas MAXWELL	c	11:09:15.764	3:19.295	80	Phill ARCHER	c	11:12:56.757	3:26.392
5	Thomas MAXWELL	c	11:05:56.469	3:24.432	80	Phill ARCHER	c	11:09:30.365	3:25.821	47	Frank GALLAGHER	b	11:14:08.290	3:15.389
38	Paul WILLIAMS	b	11:05:56.617	3:24.580	127	Stephen CASEY	c	11:09:41.210	3:36.393					
151	Scott MILLER	c	11:05:58.958	3:26.921	47	Frank GALLAGHER	b	11:10:52.901	5:06.959					
80	Phill ARCHER	c	11:06:04.544	3:32.507										
127	Stephen CASEY	c	11:06:04.817	3:32.780										

AROUND A POUND TANDRAGEE 100

SUPERBIKE

Race 1 - McCrum's Motorcycles Open non-championship

LAP CHART



4					5					6				
No	Name	Gp	Time of Day	Lap Time	No	Name	Gp	Time of Day	Lap Time	No	Name	Gp	Time of Day	Lap Time
82	Derek SHEILS	a	11:14:32.246	2:59.509	82	Derek SHEILS	a	11:17:30.768	2:58.522	82	Derek SHEILS	a	11:20:30.600	2:59.832
6	William DUNLOP	a	11:14:39.515	3:02.129	6	William DUNLOP	a	11:17:42.254	3:02.739	6	William DUNLOP	a	11:20:44.794	3:02.540
86	Derek McGEE	a	11:14:44.487	3:05.264	86	Derek McGEE	a	11:17:49.905	3:05.418	86	Derek McGEE	a	11:20:54.555	3:04.650
65	Michael SWEENEY	a	11:14:54.437	3:06.698	65	Michael SWEENEY	a	11:18:01.424	3:06.987	65	Michael SWEENEY	a	11:21:08.085	3:06.661
122	Alan BONNER	a	11:15:00.069	3:05.490	122	Alan BONNER	a	11:18:05.096	3:05.027	122	Alan BONNER	a	11:21:10.259	3:05.163
71	Davy MORGAN	a	11:15:00.414	3:05.453	71	Davy MORGAN	a	11:18:05.725	3:05.311	71	Davy MORGAN	a	11:21:10.695	3:04.970
31	Shaun ANDERSON	b	11:15:05.600	3:07.587	31	Shaun ANDERSON	b	11:18:12.789	3:07.189	31	Shaun ANDERSON	b	11:21:19.812	3:07.023
98	Michael WELDON	a	11:15:13.042	3:10.079	98	Michael WELDON	a	11:18:23.232	3:10.190	75	Kevin FITZPATRICK	a	11:21:34.869	3:09.663
75	Kevin FITZPATRICK	a	11:15:13.299	3:10.853	96	Andy FARRELL	a	11:18:24.995	3:11.553	96	Andy FARRELL	a	11:21:35.385	3:10.390
96	Andy FARRELL	a	11:15:13.442	3:11.197	75	Kevin FITZPATRICK	a	11:18:25.206	3:11.907	29	Richard McLOUGHLIN	a	11:21:39.094	3:09.686
56	Adam McLEAN	a	11:15:13.557	3:10.853	29	Richard McLOUGHLIN	a	11:18:29.408	3:09.893	97	Seamus ELLIOTT	a	11:21:42.678	3:11.409
29	Richard McLOUGHLIN	a	11:15:19.515	3:09.986	97	Seamus ELLIOTT	a	11:18:31.269	3:09.976	115	Damian HORAN	a	11:21:51.499	3:12.701
97	Seamus ELLIOTT	a	11:15:21.293	3:09.832	115	Damian HORAN	a	11:18:38.798	3:12.637	68	Gareth EVANS	b	11:22:00.787	3:16.639
115	Damian HORAN	a	11:15:26.161	3:15.087	68	Gareth EVANS	b	11:18:44.148	3:13.603	62	Sean CONNOLLY	b	11:22:09.271	3:19.404
68	Gareth EVANS	b	11:15:30.545	3:13.598	40	Rhys HARDISTY	c	11:18:44.508	3:12.672	59	Darryl TWEED	b	11:22:10.167	3:15.369
64	Stephen McKNIGHT	a	11:15:31.777	3:14.913	64	Stephen McKNIGHT	a	11:18:48.520	3:16.743	138	Steven PROCTER	b	11:22:10.449	3:15.860
40	Rhys HARDISTY	c	11:15:31.836	3:14.002	62	Sean CONNOLLY	b	11:18:49.867	3:15.006	40	Rhys HARDISTY	c	11:22:11.276	3:26.768
62	Sean CONNOLLY	b	11:15:34.861	3:14.346	138	Steven PROCTER	b	11:18:54.589	3:12.779	23	Michal DOKOUPIL	b	11:22:11.369	3:14.059
59	Darryl TWEED	b	11:15:40.448	3:16.545	59	Darryl TWEED	b	11:18:54.798	3:14.350	311	Allan BRODIE	b	11:22:12.877	3:16.568
93	Paul CRANSTON	b	11:15:41.365	3:17.124	311	Allan BRODIE	b	11:18:56.309	3:14.149	93	Paul CRANSTON	b	11:22:14.008	3:17.167
138	Steven PROCTER	b	11:15:41.810	3:14.886	93	Paul CRANSTON	b	11:18:56.841	3:15.476	11	Dominic HERBERTSON	c	11:22:18.129	3:16.218
311	Allan BRODIE	b	11:15:42.160	3:15.791	23	Michal DOKOUPIL	b	11:18:57.310	3:14.846	164	Steve TOBIN	b	11:22:18.973	3:17.133
23	Michal DOKOUPIL	b	11:15:42.464	3:15.022	164	Steve TOBIN	b	11:19:01.840	3:15.662	21	Alan CONNOR	b	11:22:20.431	3:18.177
164	Steve TOBIN	b	11:15:46.178	3:16.897	11	Dominic HERBERTSON	c	11:19:01.911	3:14.938	38	Paul WILLIAMS	b	11:22:21.251	3:15.394
11	Dominic HERBERTSON	c	11:15:46.973	3:16.241	21	Alan CONNOR	b	11:19:02.254	3:13.683	54	Sam JOHNSON	c	11:22:26.289	3:18.410
21	Alan CONNOR	b	11:15:48.571	3:15.560	38	Paul WILLIAMS	b	11:19:05.857	3:15.006	10	James CHAWKE	c	11:22:28.154	3:20.095
88	Forest DUNN	c	11:15:49.486	3:17.681	88	Forest DUNN	c	11:19:07.445	3:17.959	88	Forest DUNN	c	11:22:28.837	3:21.392
54	Sam JOHNSON	c	11:15:50.069	3:17.410	54	Sam JOHNSON	c	11:19:07.879	3:17.810	92	Noel CARROLL	c	11:22:30.828	3:21.930
10	James CHAWKE	c	11:15:50.205	3:17.380	10	James CHAWKE	c	11:19:08.059	3:17.854	7	Vassilios TAKOS	c	11:22:41.235	3:24.735
38	Paul WILLIAMS	b	11:15:50.851	3:17.019	92	Noel CARROLL	c	11:19:08.898	3:16.154	26	Dennis BOOTH	b	11:22:42.838	3:32.181
26	Dennis BOOTH	b	11:15:52.375	3:19.832	7	Vassilios TAKOS	c	11:19:16.500	3:20.620					
92	Noel CARROLL	c	11:15:52.744	3:18.032	80	Phill ARCHER	c	11:19:43.728	3:21.851					
18	Callum LAIDLAW	b	11:15:53.163	3:18.765	47	Frank GALLAGHER	b	11:20:33.945	3:11.650					
7	Vassilios TAKOS	c	11:15:55.880	3:20.500										
80	Phill ARCHER	c	11:16:21.877	3:25.120										
47	Frank GALLAGHER	b	11:17:22.295	3:14.005										