

Around A Pound

TANDRAGEE 100

Friday 21st & Saturday 22nd April 2017

promoted by North Armagh MC & CC

www.tandragee100.co.uk



SENIOR SUPPORT



2&4
WHEEL MOTORSPORT
STEERING GROUP LTD

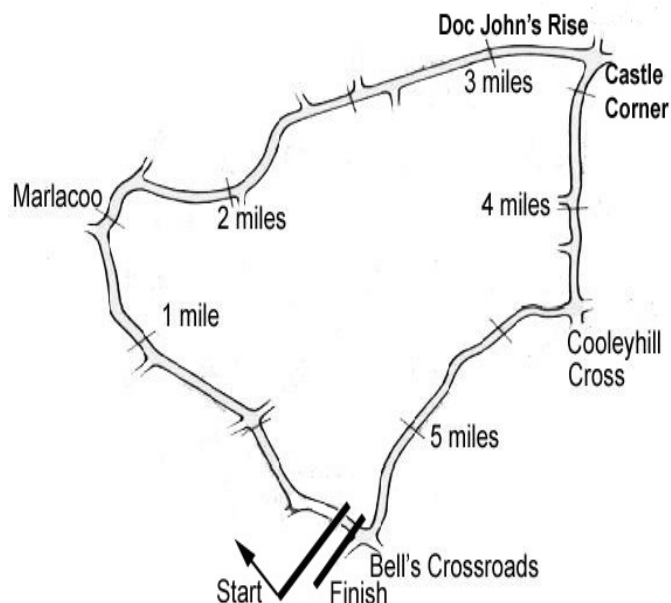


Armagh City
Banbridge
& Craigavon
Borough Council



tourism
northernireland

Tandragee Circuit 5.34375 miles



LAP RECORDS

Class	Rider	Machine	m s	mph	Year
125cc	Robert Dunlop	Honda	3 19.38	96.487	1999
Moto 3	to be established				
250cc	Phillip McCallen	Honda	3 10.0	101.25	1991
Lightweight Supersport	Michael Sweeney	Yamaha 400	3 18.250	97.037	2016
Supertwin	Ryan Farquhar	Kawasaki	3 05.522	103.694	2016
Supersport	Michael Dunlop	Yamaha	2 57.522	108.367	2011
Superbike	Michael Dunlop	Kawasaki	2 56.012	109.297	2011
Senior Support	Joe Newbould	Kawasaki 600	3 08.944	101.816	2016
Junior Support	Derek Costello	Kawasaki 650	3 20.827	95.791	2014
Classic 1000cc	Stewart Parkhill	BSA 750	3 29.69	91.74	1996
Classic 500cc	Bob Jackson	Norton	3 27.03	92.921	1998
Classic 350cc	Colin Rodgers	Honda	3 38.59	88.007	1999
Classic 250cc	Gary Long	Suzuki	3 42.23	86.566	1997
Forgotten Era	Anthony McColgan	Bimota 750	3 26.882	92.988	2016

MOST WINS at TANDRAGEE 100

Ryan Farquhar	20	1996-16	(450-5, STWN-4, SSP-2, SBK-6, SJUN-1, C500-2)
Joey Dunlop	18	1971-00	(125-3, 200 HC-1, 250-2, 350-3, 500-1, SSP-1, SBK-7)
Brian Reid	14	1980-94	(125-1, 250-3, 350-4, 500-1, SSP-3, SBK-2)
Michael Dunlop	11	2006-13	(125-1, 250-2, SSP-3, SBK-4, SJUN-1)
Ray McCullough	10	1971-82	(250-7, 350-2, 500-1)
Phillip McCallen	9	1988-99	(125-1, 250-3, SSP-1, SBK-4)
William Dunlop	9	2008-16	(125-1, 250-4, SSP-3, SBK-1)
Sam McClements	8	1981-89	(SBK-5, C500-3)
Robert Dunlop	7	1985-06	(125-7)

MOST WINS AT ALL IRISH ROAD RACE MEETINGS (after Armoy 2016)

Ryan Farquhar	211	1995-16
Joey Dunlop	156	1971-00
Robert Dunlop	135	1980-08
William Dunlop	118	2005-16
Ray McCullough	109	1960-82
Phillip McCallen	109	1987-99
Michael Dunlop	97	2006-16
Brian Reid	78	1980-94
Darran Lindsay	74	1999-06
James Courtney	66	1992-99

AROUND A POUND TANDRAGEE 100

SENIOR SUPPORT

Qualifying

Friday, 21 April 2017




Pos	Class	No	Name	Machine / Sponsor	----- Best Lap -----			On	Laps
					Time	Behind	Speed		
Qualifying Classification									
1	SSEN	150	Joseph LOUGHLIN	Yamaha 600 - thevisorshop.com	3:27.724		92.611	5	5
2	SSEN	92	Jamie WILLIAMS	Honda 600	3:29.293	1.569	91.917	4	5
3	SSEN	60	George SCOTT	Honda 600	3:37.836	10.112	88.312	5	5
4	SSEN	39	Jonathan GORMLEY	Kawasaki 600	3:38.925	11.201	87.873	5	5
5	SSEN	83	Andy McALLISTER	Suzuki 750 - Mac Racing	3:39.447	11.723	87.664	3	4
6	SSEN	40	Michael HOEY	Suzuki 600	3:39.618	11.894	87.595	5	5
7	SSEN	14	Rodney LITTLE	Suzuki 600	3:40.364	12.640	87.299	5	5
8	SSEN	11	John CAHILL	Suzuki 750	3:42.117	14.393	86.610	4	5
9	SSEN	54	Dario CECCONI	Yamaha 600	3:43.176	15.452	86.199	4	5
10	SSEN	50	Andy McPHERSON	Suzuki 750	3:44.997	17.273	85.501	5	5
11	SSEN	138	Jordan McFERRAN	Suzuki 600 - Cam Racing	3:45.448	17.724	85.330	5	5
12	SSEN	176	James CHRISTIE	Yamaha 600 - Team JCR	3:47.447	19.723	84.580	4	5
13	SSEN	24	James REVELEY	Yamaha 600 - PCN Racing	3:48.940	21.216	84.029	5	5
14	SSEN	134	Tony LEACH	Yamaha 600	3:50.092	22.368	83.608	5	5
15	SSEN	111	Noel SMITH	Kawasaki 600	3:51.078	23.354	83.251	4	5
16	SSEN	331	Dougie SHEARER	Kawasaki 600	3:51.301	23.577	83.171	4	5
17	SSEN	46	Mark JOHNSON	Yamaha 600 - MJ Racing	3:52.279	24.555	82.821	5	5
18	SSEN	23	Stuart McCANN	Triumph 675 - Gus Commercials	3:52.343	24.619	82.798	5	5
19	SSEN	777	Shaun WYNNE	Kawasaki 600	3:52.510	24.786	82.738	4	4
20	SSEN	33	David HOWARD	Yamaha 600 - DJL Racing	3:52.662	24.938	82.684	3	4
21	SSEN	103	Richard DUNCAN	Yamaha 600	3:54.226	26.502	82.132	4	5
22	SSEN	53	Veronika HANKOCYOVA	Kawasaki - K2 Moto by Longshot	3:57.786	30.062	80.903	4	4
23	SSEN	106	Billy MELLOR	Yamaha 600	3:58.140	30.416	80.782	4	5
24	SSEN	18	Darragh BURKE	Yamaha 600	3:58.809	31.085	80.556	3	4
25	SSEN	96	Stephen CARR	Yamaha 600	3:58.984	31.260	80.497	4	4
26	SSEN	107	David MURPHY	Kawasaki 600	3:59.942	32.218	80.176	4	4
27	SSEN	34	Yvonne MONTGOMERY	Suzuki 600	4:01.802	34.078	79.559	3	3
28	SSEN	4	Kevin BAKER	Kawasaki 600	4:02.952	35.228	79.182	4	4
29	SSEN	130	Nigel McAULEY	Yamaha 600	4:05.623	37.899	78.321	4	4
30	SSEN	182	Paul SWORDS	Suzuki 750	4:05.830	38.106	78.255	1	2
31	SSEN	118	Tommy HEAPHY	Kawasaki 600	4:06.579	38.855	78.018	4	4
32	SSEN	13	Ian PERT	Suzuki 600 - Hedz Up	4:10.749	43.025	76.720	4	4
33	SSEN	160	Ben PLANT	Kawasaki 600	4:12.212	44.488	76.275	2	2
34	SSEN	7	Sarah BOYES	Yamaha 600	4:12.718	44.994	76.122	2	2
35	SSEN	186	Matthias WINKENJOHANN	Kawasaki 636	4:12.946	45.222	76.054	3	4
36	SSEN	66	Alan JOHNSTON	Suzuki 750 - Shay D Racing	5:03.052	1:35.328	63.479	1	1

No 160 - No transponder detected

Provisional result to be confirmed by the Stewards of the Meeting subject to completion of technical inspections & the time limit for protests

Page 1 / 1

Circuit	Tandragee	Signed		Organising Club	North Armagh MC&CC
Length(miles)	5.3438 Lap 1 (5.2368)		Chief Timekeeper	Qualifying Started	18:40
Weather	Cloudy	Issued At:	19:10		
Track	Dry				

AROUND A POUND TANDRAGEE 100

SENIOR SUPPORT

Qualifying

Friday, 21 April 2017

DETAILED RESULT



Qualifying Classification

Position

1 150 Joseph LOUGHLIN

SSEN		Behind	
Best Time	3:27.724	Best Speed	92.611 On 5 Gp
Lap	Elapsed Time	Lap Time	Lap Speed
1	4:21.497	4:21.497	72.094
2	8:05.278	3:43.781	85.966
3	11:40.715	3:35.437	89.295
4	15:11.656	3:30.941	91.198
5	18:39.380	3:27.724	92.611

2 92 Jamie WILLIAMS

SSEN		Behind	1.569
Best Time	3:29.293	Best Speed	91.917 On 4 Gp
Lap	Elapsed Time	Lap Time	Lap Speed
1	3:59.662	3:59.662	78.662
2	7:41.476	3:41.814	86.728
3	11:15.243	3:33.767	89.993
4	14:44.536	3:29.293	91.917
5	18:17.990	3:33.454	90.125

3 60 George SCOTT

SSEN		Behind	10.112
Best Time	3:37.836	Best Speed	88.312 On 5 Gp
Lap	Elapsed Time	Lap Time	Lap Speed
1	5:32.093	5:32.093	56.768
2	9:36.962	4:04.869	78.562
3	13:24.237	3:47.275	84.644
4	17:06.724	3:42.487	86.466
5	20:44.560	3:37.836	88.312

4 39 Jonathan GORMLEY

SSEN		Behind	11.201
Best Time	3:38.925	Best Speed	87.873 On 5 Gp
Lap	Elapsed Time	Lap Time	Lap Speed
1	3:56.748	3:56.748	79.630
2	7:46.502	3:49.754	83.731
3	11:31.608	3:45.106	85.460
4	15:11.907	3:40.299	87.324
5	18:50.832	3:38.925	87.873

Qualifying Classification

Position

5 83 Andy McALLISTER

SSEN		Behind	11.723
Best Time	3:39.447	Best Speed	87.664 On 3 Gp
Lap	Elapsed Time	Lap Time	Lap Speed
1	5:12.647	5:12.647	60.299
2	9:04.526	3:51.879	82.964
3	12:43.973	3:39.447	87.664
4	16:23.750	3:39.777	87.532

6 40 Michael HOEY

SSEN		Behind	11.894
Best Time	3:39.618	Best Speed	87.595 On 5 Gp
Lap	Elapsed Time	Lap Time	Lap Speed
1	4:46.309	4:46.309	65.846
2	8:49.576	4:03.267	79.080
3	12:37.910	3:48.334	84.252
4	16:18.833	3:40.923	87.078
5	19:58.451	3:39.618	87.595

7 14 Rodney LITTLE

SSEN		Behind	12.640
Best Time	3:40.364	Best Speed	87.299 On 5 Gp
Lap	Elapsed Time	Lap Time	Lap Speed
1	4:32.390	4:32.390	69.211
2	8:30.043	3:57.653	80.948
3	12:21.994	3:51.951	82.938
4	16:02.587	3:40.593	87.208
5	19:42.951	3:40.364	87.299

8 11 John CAHILL

SSEN		Behind	14.393
Best Time	3:42.117	Best Speed	86.610 On 4 Gp
Lap	Elapsed Time	Lap Time	Lap Speed
1	5:13.490	5:13.490	60.137
2	9:14.084	4:00.594	79.958
3	13:00.859	3:46.775	84.831
4	16:42.976	3:42.117	86.610
5	20:34.453	3:51.477	83.108

AROUND A POUND TANDRAGEE 100

SENIOR SUPPORT

Qualifying

Friday, 21 April 2017

DETAILED RESULT



Qualifying Classification

Position

9 54 Dario CECCONI

SSEN Behind 15.452

Best Time 3:43.176 Best Speed 86.199 On 4 Gp

Lap	Elapsed Time	Lap Time	Lap Speed
1	4:33.037	4:33.037	69.047
2	8:30.977	3:57.940	80.850
3	12:23.074	3:52.097	82.886
4	16:06.250	3:43.176	86.199
5	19:50.737	3:44.487	85.695

Qualifying Classification

Position

13 24 James REVELEY

SSEN Behind 21.216

Best Time 3:48.940 Best Speed 84.029 On 5 Gp

Lap	Elapsed Time	Lap Time	Lap Speed
1	4:46.800	4:46.800	65.733
2	8:51.342	4:04.542	78.667
3	12:45.785	3:54.443	82.056
4	16:35.474	3:49.689	83.755
5	20:24.414	3:48.940	84.029

10 50 Andy McPHERSON

SSEN Behind 17.273

Best Time 3:44.997 Best Speed 85.501 On 5 Gp

Lap	Elapsed Time	Lap Time	Lap Speed
1	4:19.555	4:19.555	72.633
2	8:14.571	3:55.016	81.856
3	12:06.480	3:51.909	82.953
4	15:52.623	3:46.143	85.068
5	19:37.620	3:44.997	85.501

14 134 Tony LEACH

SSEN Behind 22.368

Best Time 3:50.092 Best Speed 83.608 On 5 Gp

Lap	Elapsed Time	Lap Time	Lap Speed
1	5:14.035	5:14.035	60.032
2	9:19.500	4:05.465	78.372
3	13:23.192	4:03.692	78.942
4	17:16.193	3:53.001	82.564
5	21:06.285	3:50.092	83.608

11 138 Jordan McFERRAN

SSEN Behind 17.724

Best Time 3:45.448 Best Speed 85.330 On 5 Gp

Lap	Elapsed Time	Lap Time	Lap Speed
1	5:13.733	5:13.733	60.090
2	9:16.376	4:02.643	79.283
3	13:07.627	3:51.251	83.189
4	16:54.099	3:46.472	84.944
5	20:39.547	3:45.448	85.330

15 111 Noel SMITH

SSEN Behind 23.354

Best Time 3:51.078 Best Speed 83.251 On 4 Gp

Lap	Elapsed Time	Lap Time	Lap Speed
1	4:33.206	4:33.206	69.004
2	8:44.389	4:11.183	76.588
3	12:44.125	3:59.736	80.245
4	16:35.203	3:51.078	83.251
5	20:32.375	3:57.172	81.112

12 176 James CHRISTIE

SSEN Behind 19.723

Best Time 3:47.447 Best Speed 84.580 On 4 Gp

Lap	Elapsed Time	Lap Time	Lap Speed
1	5:02.549	5:02.549	62.312
2	8:58.707	3:56.158	81.460
3	12:49.459	3:50.752	83.369
4	16:36.906	3:47.447	84.580
5	20:25.934	3:49.028	83.996

16 331 Dougie SHEARER

SSEN Behind 23.577

Best Time 3:51.301 Best Speed 83.171 On 4 Gp

Lap	Elapsed Time	Lap Time	Lap Speed
1	4:45.866	4:45.866	65.948
2	8:50.093	4:04.227	78.769
3	12:45.112	3:55.019	81.855
4	16:36.413	3:51.301	83.171
5	20:33.761	3:57.348	81.052

AROUND A POUND TANDRAGEE 100

SENIOR SUPPORT

Qualifying

Friday, 21 April 2017

DETAILED RESULT



Qualifying Classification

Position

17 46 Mark JOHNSON

SSEN Behind 24.555

Best Time 3:52.279 Best Speed 82.821 On 5 Gp

Lap	Elapsed Time	Lap Time	Lap Speed
1	5:40.909	5:40.909	55.300
2	9:55.976	4:15.067	75.421
3	14:00.527	4:04.551	78.665
4	18:01.227	4:00.700	79.923
5	21:53.506	3:52.279	82.821

18 23 Stuart McCANN

SSEN Behind 24.619

Best Time 3:52.343 Best Speed 82.798 On 5 Gp

Lap	Elapsed Time	Lap Time	Lap Speed
1	4:13.639	4:13.639	74.327
2	8:16.236	4:02.597	79.298
3	12:21.690	4:05.454	78.375
4	16:17.168	3:55.478	81.696
5	20:09.511	3:52.343	82.798

19 777 Shaun WYNNE

SSEN Behind 24.786

Best Time 3:52.510 Best Speed 82.738 On 4 Gp

Lap	Elapsed Time	Lap Time	Lap Speed
1	4:31.619	4:31.619	69.407
2	8:37.421	4:05.802	78.264
3	12:33.291	3:55.870	81.560
4	16:25.801	3:52.510	82.738

20 33 David HOWARD

SSEN Behind 24.938

Best Time 3:52.662 Best Speed 82.684 On 3 Gp

Lap	Elapsed Time	Lap Time	Lap Speed
1	5:14.275	5:14.275	59.987
2	9:14.567	4:00.292	80.059
3	13:07.229	3:52.662	82.684
4	18:32.701	5:25.472	59.106

Qualifying Classification

Position

21 103 Richard DUNCAN

SSEN Behind 26.502

Best Time 3:54.226 Best Speed 82.132 On 4 Gp

Lap	Elapsed Time	Lap Time	Lap Speed
1	4:29.468	4:29.468	69.961
2	8:37.927	4:08.459	77.427
3	12:38.580	4:00.653	79.939
4	16:32.806	3:54.226	82.132
5	20:34.796	4:01.990	79.497

22 53 Veronika HANKOCYOVA

SSEN Behind 30.062

Best Time 3:57.786 Best Speed 80.903 On 4 Gp

Lap	Elapsed Time	Lap Time	Lap Speed
1	5:56.275	5:56.275	52.915
2	10:06.616	4:10.341	76.845
3	14:11.461	4:04.845	78.570
4	18:09.247	3:57.786	80.903

23 106 Billy MELLOR

SSEN Behind 30.416

Best Time 3:58.140 Best Speed 80.782 On 4 Gp

Lap	Elapsed Time	Lap Time	Lap Speed
1	5:05.053	5:05.053	61.800
2	9:17.595	4:12.542	76.175
3	13:26.047	4:08.452	77.429
4	17:24.187	3:58.140	80.782
5	21:24.754	4:00.567	79.967

24 18 Darragh BURKE

SSEN Behind 31.085

Best Time 3:58.809 Best Speed 80.556 On 3 Gp

Lap	Elapsed Time	Lap Time	Lap Speed
1	6:02.576	6:02.576	51.995
2	10:17.903	4:15.327	75.345
3	14:16.712	3:58.809	80.556
4	18:18.439	4:01.727	79.584

25 96 Stephen CARR

SSEN Behind 31.260

Best Time 3:58.984 Best Speed 80.497 On 4 Gp

Lap	Elapsed Time	Lap Time	Lap Speed
1	5:53.679	5:53.679	53.303
2	10:17.614	4:23.935	72.887
3	14:24.566	4:06.952	77.900
4	18:23.550	3:58.984	80.497

AROUND A POUND TANDRAGEE 100

SENIOR SUPPORT

Qualifying

Friday, 21 April 2017

DETAILED RESULT



Qualifying Classification

Position

26 107 David MURPHY

SSEN Behind 32.218

Best Time 3:59.942 Best Speed 80.176 On 4 Gp

Lap	Elapsed Time	Lap Time	Lap Speed
1	5:38.816	5:38.816	55.642
2	9:57.967	4:19.151	74.233
3	14:05.054	4:07.087	77.857
4	18:04.996	3:59.942	80.176

27 34 Yvonne MONTGOMERY

SSEN Behind 34.078

Best Time 4:01.802 Best Speed 79.559 On 3 Gp

Lap	Elapsed Time	Lap Time	Lap Speed
1	5:30.740	5:30.740	57.000
2	9:37.474	4:06.734	77.969
3	13:39.276	4:01.802	79.559

28 4 Kevin BAKER

SSEN Behind 35.228

Best Time 4:02.952 Best Speed 79.182 On 4 Gp

Lap	Elapsed Time	Lap Time	Lap Speed
1	5:39.323	5:39.323	55.559
2	9:52.069	4:12.746	76.114
3	13:59.650	4:07.581	77.702
4	18:02.602	4:02.952	79.182

29 130 Nigel McAULEY

SSEN Behind 37.899

Best Time 4:05.623 Best Speed 78.321 On 4 Gp

Lap	Elapsed Time	Lap Time	Lap Speed
1	6:04.899	6:04.899	51.664
2	10:21.471	4:16.572	74.979
3	14:28.220	4:06.749	77.964
4	18:33.843	4:05.623	78.321

30 182 Paul SWORDS

SSEN Behind 38.106

Best Time 4:05.830 Best Speed 78.255 On 1 Gp

Lap	Elapsed Time	Lap Time	Lap Speed
1	4:05.830	4:05.830	76.688
2	8:14.986	4:09.156	77.211

Qualifying Classification

Position

31 118 Tommy HEAPHY

SSEN Behind 38.855

Best Time 4:06.579 Best Speed 78.018 On 4 Gp

Lap	Elapsed Time	Lap Time	Lap Speed
1	5:34.466	5:34.466	56.365
2	9:51.681	4:17.215	74.792
3	14:00.255	4:08.574	77.391
4	18:06.834	4:06.579	78.018

32 13 Ian PERT

SSEN Behind 43.025

Best Time 4:10.749 Best Speed 76.720 On 4 Gp

Lap	Elapsed Time	Lap Time	Lap Speed
1	5:24.335	5:24.335	58.126
2	10:02.964	4:38.629	69.043
3	14:25.072	4:22.108	73.395
4	18:35.821	4:10.749	76.720

33 160 Ben PLANT

SSEN Behind 44.488

Best Time 4:12.212 Best Speed 76.275 On 2 Gp

Lap	Elapsed Time	Lap Time	Lap Speed
1	4:38.914	4:38.914	67.592
2	8:51.126	4:12.212	76.275

34 7 Sarah BOYES

SSEN Behind 44.994

Best Time 4:12.718 Best Speed 76.122 On 2 Gp

Lap	Elapsed Time	Lap Time	Lap Speed
1	5:51.325	5:51.325	53.661
2	10:04.043	4:12.718	76.122

35 186 Matthias WINKENJOHANN

SSEN Behind 45.222

Best Time 4:12.946 Best Speed 76.054 On 3 Gp

Lap	Elapsed Time	Lap Time	Lap Speed
1	5:23.256	5:23.256	58.320
2	9:53.104	4:29.848	71.290
3	14:06.050	4:12.946	76.054
4	18:19.384	4:13.334	75.937

AROUND A POUND TANDRAGEE 100

SENIOR SUPPORT

Qualifying

Friday, 21 April 2017

DETAILED RESULT



Qualifying Classification

Position

36 66 Alan JOHNSTON

SSEN Behind 1:35.328

Best Time 5:03.052 Best Speed 63.479 On 1 Gp

Lap	Elapsed Time	Lap Time	Lap Speed
1	5:03.052	5:03.052	62.208

AROUND A POUND TANDRAGEE 100

SENIOR SUPPORT


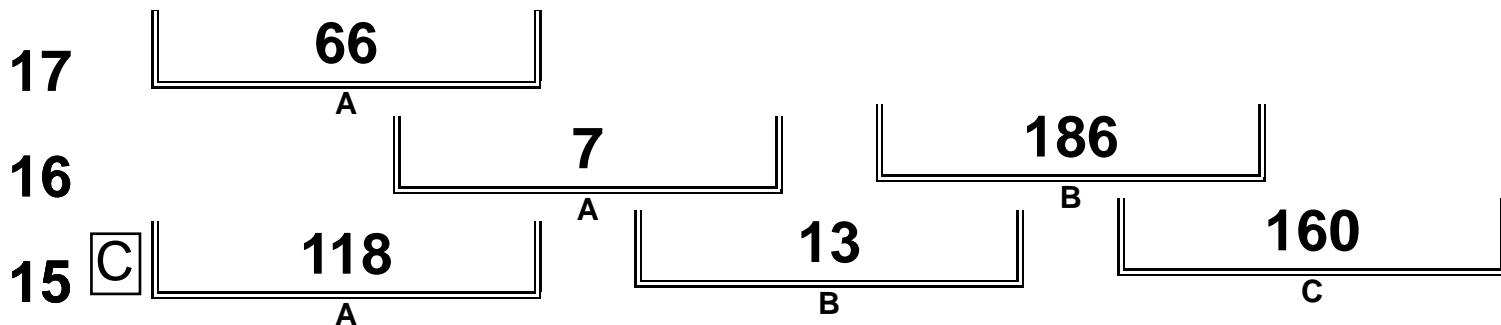
Tandragee 5.344 miles

R6: Woods SuperValu Senior Support

22/04/2017 14:45

Race (5 Laps)

RACE 6 - SENIOR SUPPORT Page 2 of 2




AROUND A POUND TANDRAGEE 100

SENIOR SUPPORT

Race 6 - Woods SuperValu Senior Support

Saturday, 22 April 2017



Pos	Class	No	Name	Machine / Sponsor	Gp	Lap	Total Time	Behind	Speed	-----Best Lap-----		
										Time	Speed	On
Race Classification												
1	SSEN	150	Joseph LOUGHLIN	Yamaha 600 - thevisorshop.com	a	5	17:40.789		90.312	3:28.917	92.082	3
2	SSEN	92	Jamie WILLIAMS	Honda 600	a	5	17:59.858	19.069	88.717	3:33.217	90.225	4
3	SSEN	39	Jonathan GORMLEY	Kawasaki 600	a	5	18:16.796	36.007	87.347	3:35.716	89.180	5
4	SSEN	331	Dougie SHEARER	Kawasaki 600	b	5	18:58.116	1:17.327	84.176	3:42.812	86.340	5
5	SSEN	33	David HOWARD	Yamaha 600 - DJL Racing	b	5	18:59.454	1:18.665	84.077	3:42.576	86.431	4
6	SSEN	14	Rodney LITTLE	Suzuki 600	a	5	19:00.140	1:19.351	84.027	3:43.936	85.906	5
7	SSEN	60	George SCOTT	Honda 600	a	5	19:01.903	1:21.114	83.897	3:44.816	85.570	5
8	SSEN	24	James REVELEY	Yamaha 600 - PCN Racing	a	5	19:48.035	2:07.246	80.639	3:48.761	84.094	5
9	SSEN	50	Andy McPHERSON	Suzuki 750	a	5	19:52.572	2:11.783	80.333	3:48.402	84.226	5
10	SSEN	777	Shaun WYNNE	Kawasaki 600	b	4	15:47.042	1 Lap	80.846	3:52.386	82.783	4
11	SSEN	66	Alan JOHNSTON	Suzuki 750 - Shay D Racing	c	4	16:00.179	1 Lap	79.740	3:57.319	81.062	4
12	SSEN	107	David MURPHY	Kawasaki 600	b	4	16:02.561	1 Lap	79.543	3:57.765	80.910	4
13	SSEN	40	Michael HOEY	Suzuki 600	a	4	16:03.722	1 Lap	79.447	3:58.557	80.641	3
14	SSEN	176	James CHRISTIE	Yamaha 600 - Team JCR	a	4	16:08.934	1 Lap	79.020	3:56.508	81.340	4
15	SSEN	182	Paul SWORDS	Suzuki 750	b	4	16:13.461	1 Lap	78.652	3:55.149	81.810	4
16	SSEN	106	Billy MELLOR	Yamaha 600	b	4	16:14.012	1 Lap	78.608	3:52.530	82.731	4
17	SSEN	34	Yvonne MONTGOMERY	Suzuki 600	b	4	16:14.884	1 Lap	78.537	3:56.166	81.458	4
18	SSEN	103	Richard DUNCAN	Yamaha 600	b	4	16:26.149	1 Lap	77.640	4:02.194	79.430	4
19	SSEN	111	Noel SMITH	Kawasaki 600	a	4	16:27.469	1 Lap	77.536	3:58.101	80.796	4
20	SSEN	118	Tommy HEAPHY	Kawasaki 600	c	4	17:01.921	1 Lap	74.922	4:13.227	75.969	2
21	SSEN	13	Ian PERT	Suzuki 600 - Hedz Up	c	4	17:02.253	1 Lap	74.898	4:06.097	78.170	4
22	SSEN	160	Ben PLANT	Kawasaki 600	c	4	17:03.966	1 Lap	74.773	4:09.260	77.178	3
23	SSEN	186	Matthias WINKENJOHANN	Kawasaki 636	c	4	17:14.948	1 Lap	73.979	4:14.042	75.726	4
24	SSEN	96	Stephen CARR	Yamaha 600	b	4	17:39.712	1 Lap	72.251	4:20.599	73.820	3

Fastest Lap

SSEN	150	Joseph LOUGHLIN	Yamaha 600 - thevisorshop.com	3:28.917	92.082	3
------	-----	-----------------	-------------------------------	----------	--------	---


Not Classified

DNF	SSEN	83	Andy McALLISTER	Suzuki 750 - Shay D Racing	a	4	14:43.416		86.669	3:35.689	89.191	4
DNF	SSEN	54	Dario CECCONI	Yamaha 600	a	4	16:04.743		79.363	3:56.441	81.363	4
DNF	SSEN	134	Tony LEACH	Yamaha 600	a	4	16:05.628		79.290	3:52.883	82.606	4
DNF	SSEN	23	Stuart McCANN	Triumph 675 - Gus Commercials	b	3	12:19.021		77.572	4:07.273	77.799	2
DNF	SSEN	138	Jordan McFERRAN	Suzuki 600 - Cam Racing	a	1	4:03.864		77.307	4:03.864	77.307	1
DNF	SSEN	11	John CAHILL	Suzuki 750	a	1	4:11.600		74.930	4:11.600	74.930	1
DNF	SSEN	130	Nigel McAULEY	Yamaha 600	b	1	4:29.829		69.868	5:02.219	62.380	1

Red flag after leaders took chequered flag - result declared

Provisional result to be confirmed by the Stewards of the Meeting subject to completion of technical inspections & the time limit for protests

Page 1 / 1

Circuit	Tandragee	Signed		Organising Club	North Armagh MC&CC
Length(miles)	5.3438	Lap 1 (5.2368)	Chief Timekeeper	Race Started	15:25
Weather	Rain	Issued At:	15:59	Gp Time Diff - b 32.39 / c 61.32	
Track	Wet				



AROUND A POUND TANDRAGEE 100

SENIOR SUPPORT

Race 6 - Woods SuperValu Senior Support

Saturday, 22 April 2017

DETAILED RESULT



Race Classification

1 150 Joseph LOUGHLIN

Total Time **17:40.789** Avg Speed **90.312** Behind
Best Time **3:28.917** Best Speed **92.082** On **3** Gp **a**

Lap	Elapsed Time	Lap Time	Lap Speed
1	3:37.053	3:37.053	86.856
2	7:09.638	3:32.585	90.493
3	10:38.555	3:28.917	92.082
4	14:08.058	3:29.503	91.824
5	17:40.789	3:32.731	90.431

2 92 Jamie WILLIAMS

Total Time **17:59.858** Avg Speed **88.717** Behind **19.069**
Best Time **3:33.217** Best Speed **90.225** On **4** Gp **a**

Lap	Elapsed Time	Lap Time	Lap Speed
1	3:36.669	3:36.669	87.010
2	7:11.247	3:34.578	89.653
3	10:44.655	3:33.408	90.144
4	14:17.872	3:33.217	90.225
5	17:59.858	3:41.986	86.661

3 39 Jonathan GORMLEY

Total Time **18:16.796** Avg Speed **87.347** Behind **36.007**
Best Time **3:35.716** Best Speed **89.180** On **5** Gp **a**

Lap	Elapsed Time	Lap Time	Lap Speed
1	3:40.477	3:40.477	85.507
2	7:23.394	3:42.917	86.299
3	11:03.309	3:39.915	87.477
4	14:41.080	3:37.771	88.338
5	18:16.796	3:35.716	89.180

4 331 Dougie SHEARER

Total Time **18:58.116** Avg Speed **84.176** Behind **1:17.327**
Best Time **3:42.812** Best Speed **86.340** On **5** Gp **b**

Lap	Elapsed Time	Lap Time	Lap Speed
1	3:44.945	3:44.945	83.808
2	7:37.153	3:52.208	82.846
3	11:31.149	3:53.996	82.213
4	15:15.304	3:44.155	85.822
5	18:58.116	3:42.812	86.340

Race Classification

5 33 David HOWARD

Total Time **18:59.454** Avg Speed **84.077** Behind **1:18.665**
Best Time **3:42.576** Best Speed **86.431** On **4** Gp **b**

Lap	Elapsed Time	Lap Time	Lap Speed
1	3:52.442	3:52.442	81.105
2	7:40.888	3:48.446	84.210
3	11:32.874	3:51.986	82.925
4	15:15.450	3:42.576	86.431
5	18:59.454	3:44.004	85.880

6 14 Rodney LITTLE

Total Time **19:00.140** Avg Speed **84.027** Behind **1:19.351**
Best Time **3:43.936** Best Speed **85.906** On **5** Gp **a**

Lap	Elapsed Time	Lap Time	Lap Speed
1	3:53.331	3:53.331	80.796
2	7:41.412	3:48.081	84.345
3	11:28.941	3:47.529	84.550
4	15:16.204	3:47.263	84.649
5	19:00.140	3:43.936	85.906

7 60 George SCOTT

Total Time **19:01.903** Avg Speed **83.897** Behind **1:21.114**
Best Time **3:44.816** Best Speed **85.570** On **5** Gp **a**

Lap	Elapsed Time	Lap Time	Lap Speed
1	3:53.959	3:53.959	80.580
2	7:43.492	3:49.533	83.811
3	11:30.992	3:47.500	84.560
4	15:17.087	3:46.095	85.086
5	19:01.903	3:44.816	85.570

8 24 James REVELEY

Total Time **19:48.035** Avg Speed **80.639** Behind **2:07.246**
Best Time **3:48.761** Best Speed **84.094** On **5** Gp **a**

Lap	Elapsed Time	Lap Time	Lap Speed
1	4:06.301	4:06.301	76.542
2	8:07.884	4:01.583	79.631
3	12:04.763	3:56.879	81.212
4	15:59.274	3:54.511	82.032
5	19:48.035	3:48.761	84.094

AROUND A POUND TANDRAGEE 100

SENIOR SUPPORT

Race 6 - Woods SuperValu Senior Support

Saturday, 22 April 2017

DETAILED RESULT



Race Classification

9 50 Andy McPHERSON

Total Time **19:52.572** Avg Speed **80.333** Behind **2:11.783**
Best Time **3:48.402** Best Speed **84.226** On **5** Gp **a**

Lap	Elapsed Time	Lap Time	Lap Speed
1	4:07.218	4:07.218	76.258
2	8:08.787	4:01.569	79.636
3	12:07.842	3:59.055	80.473
4	16:04.170	3:56.328	81.402
5	19:52.572	3:48.402	84.226

10 777 Shaun WYNNE

Total Time **15:47.042** Avg Speed **80.846** Behind **1 Lap**
Best Time **3:52.386** Best Speed **82.783** On **4** Gp **b**

Lap	Elapsed Time	Lap Time	Lap Speed
1	3:52.292	3:52.292	81.158
2	7:57.124	4:04.832	78.574
3	11:54.656	3:57.532	80.989
4	15:47.042	3:52.386	82.783

11 66 Alan JOHNSTON

Total Time **16:00.179** Avg Speed **79.740** Behind **1 Lap**
Best Time **3:57.319** Best Speed **81.062** On **4** Gp **c**

Lap	Elapsed Time	Lap Time	Lap Speed
1	3:58.725	3:58.725	78.971
2	8:00.084	4:01.359	79.705
3	12:02.860	4:02.776	79.240
4	16:00.179	3:57.319	81.062

12 107 David MURPHY

Total Time **16:02.561** Avg Speed **79.543** Behind **1 Lap**
Best Time **3:57.765** Best Speed **80.910** On **4** Gp **b**

Lap	Elapsed Time	Lap Time	Lap Speed
1	4:03.689	4:03.689	77.362
2	8:06.083	4:02.394	79.365
3	12:04.796	3:58.713	80.588
4	16:02.561	3:57.765	80.910

13 40 Michael HOEY

Total Time **16:03.722** Avg Speed **79.447** Behind **1 Lap**
Best Time **3:58.557** Best Speed **80.641** On **3** Gp **a**

Lap	Elapsed Time	Lap Time	Lap Speed
1	4:05.782	4:05.782	76.703
2	8:05.861	4:00.079	80.130
3	12:04.418	3:58.557	80.641
4	16:03.722	3:59.304	80.389

Race Classification

14 176 James CHRISTIE

Total Time **16:08.934** Avg Speed **79.020** Behind **1 Lap**
Best Time **3:56.508** Best Speed **81.340** On **4** Gp **a**

Lap	Elapsed Time	Lap Time	Lap Speed
1	4:10.470	4:10.470	75.268
2	8:13.710	4:03.240	79.089
3	12:12.426	3:58.716	80.587
4	16:08.934	3:56.508	81.340

15 182 Paul SWORDS

Total Time **16:13.461** Avg Speed **78.652** Behind **1 Lap**
Best Time **3:55.149** Best Speed **81.810** On **4** Gp **b**

Lap	Elapsed Time	Lap Time	Lap Speed
1	4:11.206	4:11.206	75.047
2	8:17.941	4:06.735	77.968
3	12:18.312	4:00.371	80.033
4	16:13.461	3:55.149	81.810

16 106 Billy MELLOR

Total Time **16:14.012** Avg Speed **78.608** Behind **1 Lap**
Best Time **3:52.530** Best Speed **82.731** On **4** Gp **b**

Lap	Elapsed Time	Lap Time	Lap Speed
1	4:11.499	4:11.499	74.960
2	8:21.932	4:10.433	76.817
3	12:21.482	3:59.550	80.307
4	16:14.012	3:52.530	82.731

17 34 Yvonne MONTGOMERY

Total Time **16:14.884** Avg Speed **78.537** Behind **1 Lap**
Best Time **3:56.166** Best Speed **81.458** On **4** Gp **b**

Lap	Elapsed Time	Lap Time	Lap Speed
1	4:11.563	4:11.563	74.941
2	8:14.168	4:02.605	79.296
3	12:18.718	4:04.550	78.665
4	16:14.884	3:56.166	81.458

18 103 Richard DUNCAN

Total Time **16:26.149** Avg Speed **77.640** Behind **1 Lap**
Best Time **4:02.194** Best Speed **79.430** On **4** Gp **b**

Lap	Elapsed Time	Lap Time	Lap Speed
1	4:09.730	4:09.730	75.491
2	8:21.487	4:11.757	76.413
3	12:23.955	4:02.468	79.340
4	16:26.149	4:02.194	79.430

AROUND A POUND TANDRAGEE 100

SENIOR SUPPORT

Race 6 - Woods SuperValu Senior Support

Saturday, 22 April 2017

DETAILED RESULT



Race Classification

19 111 Noel SMITH

Total Time **16:27.469** Avg Speed **77.536** Behind **1** Lap
Best Time **3:58.101** Best Speed **80.796** On **4** Gp **a**

Lap	Elapsed Time	Lap Time	Lap Speed
1	4:19.150	4:19.150	72.747
2	8:28.867	4:09.717	77.037
3	12:29.368	4:00.501	79.989
4	16:27.469	3:58.101	80.796

20 118 Tommy HEAPHY

Total Time **17:01.921** Avg Speed **74.922** Behind **1** Lap
Best Time **4:13.227** Best Speed **75.969** On **2** Gp **c**

Lap	Elapsed Time	Lap Time	Lap Speed
1	4:15.526	4:15.526	73.778
2	8:28.753	4:13.227	75.969
3	12:45.134	4:16.381	75.035
4	17:01.921	4:16.787	74.916

21 13 Ian PERT

Total Time **17:02.253** Avg Speed **74.898** Behind **1** Lap
Best Time **4:06.097** Best Speed **78.170** On **4** Gp **c**

Lap	Elapsed Time	Lap Time	Lap Speed
1	4:21.829	4:21.829	72.002
2	8:45.971	4:24.142	72.830
3	12:56.156	4:10.185	76.893
4	17:02.253	4:06.097	78.170

22 160 Ben PLANT

Total Time **17:03.966** Avg Speed **74.773** Behind **1** Lap
Best Time **4:09.260** Best Speed **77.178** On **3** Gp **c**

Lap	Elapsed Time	Lap Time	Lap Speed
1	4:22.895	4:22.895	71.710
2	8:44.011	4:21.116	73.674
3	12:53.271	4:09.260	77.178
4	17:03.966	4:10.695	76.737

23 186 Matthias WINKENJOHANN

Total Time **17:14.948** Avg Speed **73.979** Behind **1** Lap
Best Time **4:14.042** Best Speed **75.726** On **4** Gp **c**

Lap	Elapsed Time	Lap Time	Lap Speed
1	4:22.173	4:22.173	71.908
2	8:45.395	4:23.222	73.085
3	13:00.906	4:15.511	75.290
4	17:14.948	4:14.042	75.726

Race Classification

24 96 Stephen CARR

Total Time **17:39.712** Avg Speed **72.251** Behind **1** Lap
Best Time **4:20.599** Best Speed **73.820** On **3** Gp **b**

Lap	Elapsed Time	Lap Time	Lap Speed
1	4:31.328	4:31.328	69.482
2	8:55.846	4:24.518	72.727
3	13:16.445	4:20.599	73.820
4	17:39.712	4:23.267	73.072

Not Classified

DNF 83 Andy McALLISTER

Total Time **14:43.416** Avg Speed **86.669** Behind
Best Time **3:35.689** Best Speed **89.191** On **4** Gp **a**

Lap	Elapsed Time	Lap Time	Lap Speed
1	3:44.744	3:44.744	83.883
2	7:24.179	3:39.435	87.668
3	11:07.727	3:43.548	86.055
4	14:43.416	3:35.689	89.191

DNF 54 Dario CECCONI

Total Time **16:04.743** Avg Speed **79.363** Behind
Best Time **3:56.441** Best Speed **81.363** On **4** Gp **a**

Lap	Elapsed Time	Lap Time	Lap Speed
1	4:10.226	4:10.226	75.341
2	8:09.695	3:59.469	80.334
3	12:08.302	3:58.607	80.624
4	16:04.743	3:56.441	81.363

DNF 134 Tony LEACH

Total Time **16:05.628** Avg Speed **79.290** Behind
Best Time **3:52.883** Best Speed **82.606** On **4** Gp **a**

Lap	Elapsed Time	Lap Time	Lap Speed
1	4:12.177	4:12.177	74.758
2	8:15.261	4:03.084	79.139
3	12:12.745	3:57.484	81.005
4	16:05.628	3:52.883	82.606

DNF 23 Stuart McCANN

Total Time **12:19.021** Avg Speed **77.572** Behind
Best Time **4:07.273** Best Speed **77.799** On **2** Gp **b**

Lap	Elapsed Time	Lap Time	Lap Speed
1	4:02.196	4:02.196	77.839
2	8:09.469	4:07.273	77.799
3	12:19.021	4:09.552	77.088

AROUND A POUND TANDRAGEE 100

SENIOR SUPPORT

Race 6 - Woods SuperValu Senior Support

Saturday, 22 April 2017

DETAILED RESULT



Not Classified

DNF 138 Jordan McFERRAN

Total Time	4:03.864	Avg Speed	77.307	Behind			
Best Time	4:03.864	Best Speed	77.307	On	1	Gp	a
<i>Lap</i>	<i>Elapsed Time</i>	<i>Lap Time</i>	<i>Lap Speed</i>				
1	4:03.864	4:03.864	77.307				

DNF 11 John CAHILL

Total Time	4:11.600	Avg Speed	74.930	Behind			
Best Time	4:11.600	Best Speed	74.930	On	1	Gp	a
<i>Lap</i>	<i>Elapsed Time</i>	<i>Lap Time</i>	<i>Lap Speed</i>				
1	4:11.600	4:11.600	74.930				

DNF 130 Nigel McAULEY

Total Time	4:29.829	Avg Speed	69.868	Behind			
Best Time	5:02.219	Best Speed	62.380	On	1	Gp	b
<i>Lap</i>	<i>Elapsed Time</i>	<i>Lap Time</i>	<i>Lap Speed</i>				
1	4:29.829	4:29.829	69.868				

AROUND A POUND TANDRAGEE 100

SENIOR SUPPORT

Race 6 - Woods SuperValu Senior Support

LAP CHART



1					2					3				
No	Name	Gp	Time of Day	Lap Time	No	Name	Gp	Time of Day	Lap Time	No	Name	Gp	Time of Day	Lap Time
92	Jamie WILLIAMS	a	15:29:23.713	3:36.669	150	Joseph LOUGHLIN	a	15:32:56.682	3:32.585	150	Joseph LOUGHLIN	a	15:36:25.599	3:28.917
150	Joseph LOUGHLIN	a	15:29:24.097	3:37.053	92	Jamie WILLIAMS	a	15:32:58.291	3:34.578	92	Jamie WILLIAMS	a	15:36:31.699	3:33.408
39	Jonathan GORMLEY	a	15:29:27.521	3:40.477	39	Jonathan GORMLEY	a	15:33:10.438	3:42.917	39	Jonathan GORMLEY	a	15:36:50.353	3:39.915
83	Andy McALLISTER	a	15:29:31.788	3:44.744	83	Andy McALLISTER	a	15:33:11.223	3:39.435	83	Andy McALLISTER	a	15:36:54.771	3:43.548
331	Dougie SHEARER	b	15:29:31.989	3:44.945	331	Dougie SHEARER	b	15:33:24.197	3:52.208	14	Rodney LITTLE	a	15:37:15.985	3:47.529
777	Shaun WYNNE	b	15:29:39.336	3:52.292	33	David HOWARD	b	15:33:27.932	3:48.446	60	George SCOTT	a	15:37:18.036	3:47.500
33	David HOWARD	b	15:29:39.486	3:52.442	14	Rodney LITTLE	a	15:33:28.456	3:48.081	331	Dougie SHEARER	b	15:37:18.193	3:53.996
14	Rodney LITTLE	a	15:29:40.375	3:53.331	60	George SCOTT	a	15:33:30.536	3:49.533	33	David HOWARD	b	15:37:19.918	3:51.986
60	George SCOTT	a	15:29:41.003	3:53.959	777	Shaun WYNNE	b	15:33:44.168	4:04.832	777	Shaun WYNNE	b	15:37:41.700	3:57.532
66	Alan JOHNSTON	c	15:29:45.769	3:58.725	66	Alan JOHNSTON	c	15:33:47.128	4:01.359	66	Alan JOHNSTON	c	15:37:49.904	4:02.776
23	Stuart McCANN	b	15:29:49.240	4:02.196	40	Michael HOEY	a	15:33:52.905	4:00.079	40	Michael HOEY	a	15:37:51.462	3:58.557
107	David MURPHY	b	15:29:50.733	4:03.689	107	David MURPHY	b	15:33:53.127	4:02.394	24	James REVELEY	a	15:37:51.807	3:56.879
138	Jordan McFERRAN	a	15:29:50.908	4:03.864	24	James REVELEY	a	15:33:54.928	4:01.583	107	David MURPHY	b	15:37:51.840	3:58.713
40	Michael HOEY	a	15:29:52.826	4:05.782	50	Andy McPHERSON	a	15:33:55.831	4:01.569	50	Andy McPHERSON	a	15:37:54.886	3:59.055
24	James REVELEY	a	15:29:53.345	4:06.301	23	Stuart McCANN	b	15:33:56.513	4:07.273	54	Dario CECCONI	a	15:37:55.346	3:58.607
50	Andy McPHERSON	a	15:29:54.262	4:07.218	54	Dario CECCONI	a	15:33:56.739	3:59.469	176	James CHRISTIE	a	15:37:59.470	3:58.716
103	Richard DUNCAN	b	15:29:56.774	4:09.730	176	James CHRISTIE	a	15:34:00.754	4:03.240	134	Tony LEACH	a	15:37:59.789	3:57.484
54	Dario CECCONI	a	15:29:57.270	4:10.226	34	Yvonne MONTGOMERY	b	15:34:01.212	4:02.605	182	Paul SWORDS	b	15:38:05.356	4:00.371
176	James CHRISTIE	a	15:29:57.514	4:10.470	134	Tony LEACH	a	15:34:02.305	4:03.084	34	Yvonne MONTGOMERY	b	15:38:05.762	4:04.550
182	Paul SWORDS	b	15:29:58.250	4:11.206	182	Paul SWORDS	b	15:34:04.985	4:06.735	23	Stuart McCANN	b	15:38:06.065	4:09.552
106	Billy MELLOR	b	15:29:58.543	4:11.499	103	Richard DUNCAN	b	15:34:08.531	4:11.757	106	Billy MELLOR	b	15:38:08.526	3:59.550
34	Yvonne MONTGOMERY	b	15:29:58.607	4:11.563	106	Billy MELLOR	b	15:34:08.976	4:10.433	103	Richard DUNCAN	b	15:38:10.999	4:02.468
11	John CAHILL	a	15:29:58.644	4:11.600	118	Tommy HEAPHY	c	15:34:15.797	4:13.227	111	Noel SMITH	a	15:38:16.412	4:00.501
134	Tony LEACH	a	15:29:59.221	4:12.177	111	Noel SMITH	a	15:34:15.911	4:09.717	118	Tommy HEAPHY	c	15:38:32.178	4:16.381
118	Tommy HEAPHY	c	15:30:02.570	4:15.526	160	Ben PLANT	c	15:34:31.055	4:21.116	160	Ben PLANT	c	15:38:40.315	4:09.260
111	Noel SMITH	a	15:30:06.194	4:19.150	186	Matthias WINKENJOHANN	c	15:34:32.439	4:23.222	13	Ian PERT	c	15:38:43.200	4:10.185
13	Ian PERT	c	15:30:08.873	4:21.829	13	Ian PERT	c	15:34:33.015	4:24.142	186	Matthias WINKENJOHANN	c	15:38:47.950	4:15.511
186	Matthias WINKENJOHANN	c	15:30:09.217	4:22.173	96	Stephen CARR	b	15:34:42.890	4:24.518	96	Stephen CARR	b	15:39:03.489	4:20.599
160	Ben PLANT	c	15:30:09.939	4:22.895										
130	Nigel McAULEY	b	15:30:16.873	4:29.829										
96	Stephen CARR	b	15:30:18.372	4:31.328										

AROUND A POUND TANDRAGEE 100

SENIOR SUPPORT

Race 6 - Woods SuperValu Senior Support

LAP CHART



4

No	Name	Gp	Time of Day	Lap Time
150	Joseph LOUGHLIN	a	15:39:55.102	3:29.503
92	Jamie WILLIAMS	a	15:40:04.916	3:33.217
39	Jonathan GORMLEY	a	15:40:28.124	3:37.771
83	Andy McALLISTER	a	15:40:30.460	3:35.689
331	Dougie SHEARER	b	15:41:02.348	3:44.155
33	David HOWARD	b	15:41:02.494	3:42.576
14	Rodney LITTLE	a	15:41:03.248	3:47.263
60	George SCOTT	a	15:41:04.131	3:46.095
777	Shaun WYNNE	b	15:41:34.086	3:52.386
24	James REVELEY	a	15:41:46.318	3:54.511
66	Alan JOHNSTON	c	15:41:47.223	3:57.319
107	David MURPHY	b	15:41:49.605	3:57.765
40	Michael HOEY	a	15:41:50.766	3:59.304
50	Andy McPHERSON	a	15:41:51.214	3:56.328
54	Dario CECCONI	a	15:41:51.787	3:56.441
134	Tony LEACH	a	15:41:52.672	3:52.883
176	James CHRISTIE	a	15:41:55.978	3:56.508
182	Paul SWORDS	b	15:42:00.505	3:55.149
106	Billy MELLOR	b	15:42:01.056	3:52.530
34	Yvonne MONTGOMERY	b	15:42:01.928	3:56.166
103	Richard DUNCAN	b	15:42:13.193	4:02.194
111	Noel SMITH	a	15:42:14.513	3:58.101
118	Tommy HEAPHY	c	15:42:48.965	4:16.787
13	Ian PERT	c	15:42:49.297	4:06.097
160	Ben PLANT	c	15:42:51.010	4:10.695
186	Matthias WINKENJOHANN	c	15:43:01.992	4:14.042
96	Stephen CARR	b	15:43:26.756	4:23.267

5

No	Name	Gp	Time of Day	Lap Time
150	Joseph LOUGHLIN	a	15:43:27.833	3:32.731
92	Jamie WILLIAMS	a	15:43:46.902	3:41.986
39	Jonathan GORMLEY	a	15:44:03.840	3:35.716
331	Dougie SHEARER	b	15:44:45.160	3:42.812
33	David HOWARD	b	15:44:46.498	3:44.004
14	Rodney LITTLE	a	15:44:47.184	3:43.936
60	George SCOTT	a	15:44:48.947	3:44.816
24	James REVELEY	a	15:45:35.079	3:48.761
50	Andy McPHERSON	a	15:45:39.616	3:48.402

ROAD RACE - IRISH SENIOR SUPPORT

2017

					#1	
Pos	No.	Name	Total	Diff	Gap	R1
1	150	Joseph LOUGHLIN	25	0	0	25
2	92	Jamie WILLIAMS	20	5	5	20
3	39	Jonathan GORMLEY	16	9	4	16
4	331	Dougie SHEARER	13	12	3	13
5	33	David HOWARD	11	14	2	11
6	14	Rodney LITTLE	10	15	1	10
7	60	George SCOTT	9	16	1	9
8	24	James REVELEY	8	17	1	8
9	50	Andy McPHERSON	7	18	1	7
10	777	Shaun WYNNE	6	19	1	6
11	66	Alan JOHNSTON	5	20	1	5
12	107	David MURPHY	4	21	1	4
13	40	Michael HOEY	3	22	1	3
14	176	James CHRISTIE	2	23	1	2
15	182	Paul SWORDS	1	24	1	1

Event Legend

#1 21/04/2017 AROUND A POUND TANDRAGEE 100

ROAD RACE - ULSTER SENIOR SUPPORT

2017

					#1	
Pos	No.	Name	Total	Diff	Gap	R1
1	150	Joseph LOUGHLIN	25	0	0	25
2	92	Jamie WILLIAMS	20	5	5	20
3	39	Jonathan GORMLEY	16	9	4	16
4	331	Dougie SHEARER	13	12	3	13
5	33	David HOWARD	11	14	2	11
6	14	Rodney LITTLE	10	15	1	10
7	60	George SCOTT	9	16	1	9
8	24	James REVELEY	8	17	1	8
9	50	Andy McPHERSON	7	18	1	7
10	777	Shaun WYNNE	6	19	1	6
11	66	Alan JOHNSTON	5	20	1	5
12	107	David MURPHY	4	21	1	4
13	40	Michael HOEY	3	22	1	3
14	176	James CHRISTIE	2	23	1	2
15	182	Paul SWORDS	1	24	1	1

Event Legend

#1 21/04/2017 AROUND A POUND TANDRAGEE 100