

Around A Pound

TANDRAGEE 100

Friday 21st & Saturday 22nd April 2017

promoted by North Armagh MC & CC
www.tandragee100.co.uk

CITY AUTOS MOTO 3 (125cc GP)

&



LIGHTWEIGHT SUPERSPORT

&



FORGOTTEN ERA

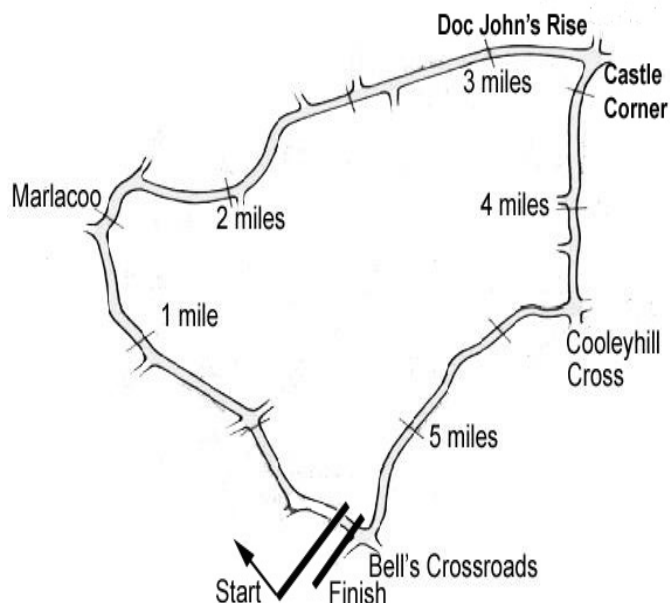


Armagh City
Banbridge
& Craigavon
Borough Council



tourism
northernireland

Tandragee Circuit 5.34375 miles



LAP RECORDS

Class	Rider	Machine	m s	mph	Year
125cc	Robert Dunlop	Honda	3 19.38	96.487	1999
Moto 3	to be established				
250cc	Phillip McCallen	Honda	3 10.0	101.25	1991
Lightweight Supersport	Michael Sweeney	Yamaha 400	3 18.250	97.037	2016
Supertwin	Ryan Farquhar	Kawasaki	3 05.522	103.694	2016
Supersport	Michael Dunlop	Yamaha	2 57.522	108.367	2011
Superbike	Michael Dunlop	Kawasaki	2 56.012	109.297	2011
Senior Support	Joe Newbould	Kawasaki 600	3 08.944	101.816	2016
Junior Support	Derek Costello	Kawasaki 650	3 20.827	95.791	2014
Classic 1000cc	Stewart Parkhill	BSA 750	3 29.69	91.74	1996
Classic 500cc	Bob Jackson	Norton	3 27.03	92.921	1998
Classic 350cc	Colin Rodgers	Honda	3 38.59	88.007	1999
Classic 250cc	Gary Long	Suzuki	3 42.23	86.566	1997
Forgotten Era	Anthony McColgan	Bimota 750	3 26.882	92.988	2016

MOST WINS at TANDRAGEE 100

Ryan Farquhar	20	1996-16	(450-5, STWN-4, SSP-2, SBK-6, SJUN-1, C500-2)
Joey Dunlop	18	1971-00	(125-3, 200 HC-1, 250-2, 350-3, 500-1, SSP-1, SBK-7)
Brian Reid	14	1980-94	(125-1, 250-3, 350-4, 500-1, SSP-3, SBK-2)
Michael Dunlop	11	2006-13	(125-1, 250-2, SSP-3, SBK-4, SJUN-1)
Ray McCullough	10	1971-82	(250-7, 350-2, 500-1)
Phillip McCallen	9	1988-99	(125-1, 250-3, SSP-1, SBK-4)
William Dunlop	9	2008-16	(125-1, 250-4, SSP-3, SBK-1)
Sam McClements	8	1981-89	(SBK-5, C500-3)
Robert Dunlop	7	1985-06	(125-7)

MOST WINS AT ALL IRISH ROAD RACE MEETINGS (after Armoy 2016)

Ryan Farquhar	211	1995-16
Joey Dunlop	156	1971-00
Robert Dunlop	135	1980-08
William Dunlop	118	2005-16
Ray McCullough	109	1960-82
Phillip McCallen	109	1987-99
Michael Dunlop	97	2006-16
Brian Reid	78	1980-94
Darran Lindsay	74	1999-06
James Courtney	66	1992-99

AROUND A POUND TANDRAGEE 100

MOTO 3 & LIGHTWEIGHT SUPERSPORT & FORGOTTEN ERA

Qualifying

Friday, 21 April 2017

City Autos Moto 3 (125cc GP)



Pos	Class	No	Name	Machine / Sponsor	Time	Best Lap		On	Total Laps
						Behind	Speed		
1	125R	18	Paul ROBINSON	Honda 250 Moto 3	3:25.754		93.498	5	6
2	125R	5	Derek McGEE	Honda 125 - Joey's Bar MCC	3:29.260	3.506	91.931	6	6
3	125R	2	Sam WILSON	Honda 250 Moto 3 - Joey's Bar MCC	3:30.827	5.073	91.248	3	3
4	125R	86	Nigel MOORE	Honda 125	3:31.713	5.959	90.866	6	6
5	125R	109	Neil KERNOHAN	Honda 125 - Logan Racing	3:34.977	9.223	89.486	6	6
6	125R	130	Dean STIMPSON	Honda 125 - Izzard Racing	3:35.427	9.673	89.299	6	6
7	125R	54	Sam JOHNSON	Honda 125 - Colin Dunlop Racing	3:42.447	16.693	86.481	6	6
8	125R	3	Gary DUNLOP	Honda 125 - William Dunlop Racing	3:43.002	17.248	86.266	5	6
9	125R	56	Adam McLEAN	Honda 125 - Mark Hanna Racing	3:43.987	18.233	85.887	1	1
10	125R	14	Jack SANDS	Honda 250 Moto 3	3:49.088	23.334	83.974	6	6
11	125R	30	Melissa KENNEDY	Honda 250 Moto 3 - K.N.R.	3:49.310	23.556	83.893	6	6
12	125R	7	Sarah BOYES	Honda 125	3:49.687	23.933	83.755	5	6
13	125R	49	Malcolm LOVE	Aprilia 125	3:53.876	28.122	82.255	5	6
14	125R	60	Stephen BOYES	Honda 125 - Race Prep	3:57.872	32.118	80.873	6	6
15	125R	69	Ronnie SCOTT	Honda 125	3:58.853	33.099	80.541	5	6
16	125R	15	Peter McKILLOP	Honda 125	4:08.527	42.773	77.406	5	6

Portadown Recycling Forgotten Era

Pos	Class	No	Name	Machine / Sponsor	Time	Best Lap		On	Total Laps
						Behind	Speed		
1	FERA	101	Robert McCURM	Norton 588 - Huw Huws	3:39.869		87.495	6	6
2	FERA	12	Richard FORD	Norton	3:43.890	4.021	85.924	5	5
3	FERA	74	Jamie O'BRIEN	Yamaha 750 - TTS	3:44.579	4.710	85.660	5	6
4	FERA	72	Gareth KEYS	Yamaha 347 - HK Racing	3:45.958	6.089	85.138	6	6
5	FERA	91	Des BUTLER	Honda 500	3:53.480	13.611	82.395	5	6
6	FERA	31	Gary MILLER	Yamaha 347	3:55.744	15.875	81.603	6	6


Groucho's Lightweight Supersport

Pos	Class	No	Name	Machine / Sponsor	Time	Best Lap		On	Total Laps
						Behind	Speed		
1	LWSR	59	Darryl TWEED	Kawasaki 400 - M & D Racing	3:28.325		92.344	3	6
2	LWSR	97	Seamus ELLIOTT	Yamaha 400	3:29.100	0.775	92.001	3	4
3	LWSR	316	Stephen MORRISON	Kawasaki 400 - NAB Racing	3:29.303	0.978	91.912	6	7
4	LWSR	28	Paul GARTLAND	Yamaha 400 - R T & E Racing	3:30.675	2.350	91.314	6	6
5	LWSR	33	David HOWARD (S)	Kawasaki 400 - MC Racing	3:31.807	3.482	90.826	6	6
6	LWSR	164	Steve TOBIN	Kawasaki 400 - Shay D Racing	3:33.571	5.246	90.075	6	7
7	LWSR	171	Dave WALSH	KTM 450 - DRW Racing	3:36.374	8.049	88.909	6	6
8	LWSR	42	Brian LOUGHLIN	Kawasaki 400 - G2-Tech	3:37.218	8.893	88.563	6	6
9	LWSR	77	Mark SHIELDS	Kawasaki 400 - MSR	3:39.967	11.642	87.456	5	5
10	LWSR	177	R J WOOLSEY	Kawasaki 450	3:41.890	13.565	86.698	5	6
11	LWSR	6	Alan JOHNSTON	Kawasaki 400 - Shay D Racing	3:42.331	14.006	86.526	6	6
12	LWSR	381	Derek WILKIE	Kawasaki 400	3:43.572	15.247	86.046	5	6
13	LWSR	57	Yvonne MONTGOMERY	Kawasaki 400	3:51.604	23.279	83.062	5	6
14	LWSR	32	Aaron BOYD	Kawasaki 400 - V White	3:54.853	26.528	81.913	6	6
15	LWSR	40	Michael HOEY	Kawasaki 400	3:55.040	26.715	81.848	6	6
16	LWSR	11	Callum LAIDLAW	Yamaha 400 - R T & E Racing	3:56.255	27.930	81.427	2	4
17	LWSR	107	David MURPHY	Honda 400	3:56.547	28.222	81.326	6	6
18	LWSR	105	Darren DUNCAN	Suzuki 400	3:57.226	28.901	81.094	6	6
19	LWSR	96	Stephen CARR	Kawasaki 400	4:32.861	1:04.536	70.503	2	2

No 77 - No Transponder detected

Provisional result to be confirmed by the Stewards of the Meeting subject to completion of technical inspections & the time limit for protests

Page 1 / 1

Circuit	Tandragee	Signed		Organising Club	North Armagh MC&CC
Length(miles)	5.3438 Lap 1 (5.2368)		Chief Timekeeper	Qualifying Started	18:00
Weather	Cloudy, slight rain	Issued At:	18:38		
Track	Dry				



AROUND A POUND TANDRAGEE 100

MOTO 3 & LIGHTWEIGHT SUPERSPORT & FORGOTTEN ERA

Qualifying

Friday, 21 April 2017

DETAILED RESULT



Qualifying Classification

Position

1 18 Paul ROBINSON

125R Behind

Best Time **3:25.754** Best Speed **93.498** On **5** Gp

Lap	Elapsed Time	Lap Time	Lap Speed
1	18:05:01.512	4:44.974	66.154
2	18:08:49.492	3:47.980	84.382
3	18:13:39.314	4:49.822	66.377
4	18:21:29.503	7:50.189	40.914
5	18:24:55.257	3:25.754	93.498
6	18:28:22.317	3:27.060	92.908

2 5 Derek McGEE

125R Behind **3.506**

Best Time **3:29.260** Best Speed **91.931** On **6** Gp

Lap	Elapsed Time	Lap Time	Lap Speed
1	18:04:38.716	4:22.178	71.906
2	18:08:38.323	3:59.607	80.288
3	18:14:39.404	6:01.081	53.278
4	18:21:29.018	6:49.614	46.965
5	18:24:58.823	3:29.805	91.692
6	18:28:28.083	3:29.260	91.931

3 2 Sam WILSON

125R Behind **5.073**

Best Time **3:30.827** Best Speed **91.248** On **3** Gp

Lap	Elapsed Time	Lap Time	Lap Speed
1	18:23:41.269	23:24.731	13.421
2	18:27:12.883	3:31.614	90.908
3	18:30:43.710	3:30.827	91.248

4 86 Nigel MOORE

125R Behind **5.959**

Best Time **3:31.713** Best Speed **90.866** On **6** Gp

Lap	Elapsed Time	Lap Time	Lap Speed
1	18:05:39.876	5:23.338	58.305
2	18:09:28.471	3:48.595	84.155
3	18:14:46.190	5:17.719	60.549
4	18:21:49.379	7:03.189	45.458
5	18:25:23.845	3:34.466	89.700
6	18:28:55.558	3:31.713	90.866

Qualifying Classification

Position

5 109 Neil KERNOHAN

125R Behind **9.223**

Best Time **3:34.977** Best Speed **89.486** On **6** Gp

Lap	Elapsed Time	Lap Time	Lap Speed
1	18:04:51.558	4:35.020	68.549
2	18:08:46.692	3:55.134	81.815
3	18:13:35.072	4:48.380	66.709
4	18:21:07.382	7:32.310	42.532
5	18:24:42.902	3:35.520	89.261
6	18:28:17.879	3:34.977	89.486

6 130 Dean STIMPSON

125R Behind **9.673**

Best Time **3:35.427** Best Speed **89.299** On **6** Gp

Lap	Elapsed Time	Lap Time	Lap Speed
1	18:04:50.970	4:34.432	68.696
2	18:08:52.834	4:01.864	79.539
3	18:13:43.437	4:50.603	66.199
4	18:21:13.069	7:29.632	42.785
5	18:24:50.796	3:37.727	88.356
6	18:28:26.223	3:35.427	89.299

7 54 Sam JOHNSON

125R Behind **16.693**

Best Time **3:42.447** Best Speed **86.481** On **6** Gp

Lap	Elapsed Time	Lap Time	Lap Speed
1	18:04:45.258	4:28.720	70.156
2	18:08:40.697	3:55.439	81.709
3	18:13:36.269	4:55.572	65.086
4	18:21:10.195	7:33.926	42.380
5	18:24:52.963	3:42.768	86.357
6	18:28:35.410	3:42.447	86.481

8 3 Gary DUNLOP

125R Behind **17.248**

Best Time **3:43.002** Best Speed **86.266** On **5** Gp

Lap	Elapsed Time	Lap Time	Lap Speed
1	18:06:00.074	5:43.536	54.877
2	18:10:12.336	4:12.262	76.260
3	18:15:31.744	5:19.408	60.229
4	18:22:03.405	6:31.661	49.118
5	18:25:46.407	3:43.002	86.266
6	18:29:31.580	3:45.173	85.434

AROUND A POUND TANDRAGEE 100

MOTO 3 & LIGHTWEIGHT SUPERSPORT & FORGOTTEN ERA

Qualifying

Friday, 21 April 2017

DETAILED RESULT



Qualifying Classification

Position

9 56 Adam McLEAN

125R Behind 18.233

Best Time **3:43.987** Best Speed **85.887** On 1 Gp

Lap	Elapsed Time	Lap Time	Lap Speed
1	18:04:00.525	3:43.987	84.167

10 14 Jack SANDS

125R Behind 23.334

Best Time **3:49.088** Best Speed **83.974** On 6 Gp

Lap	Elapsed Time	Lap Time	Lap Speed
1	18:04:52.513	4:35.975	68.312
2	18:08:58.052	4:05.539	78.348
3	18:14:11.786	5:13.734	61.318
4	18:22:05.540	7:53.754	40.607
5	18:25:55.470	3:49.930	83.667
6	18:29:44.558	3:49.088	83.974

11 30 Melissa KENNEDY

125R Behind 23.556

Best Time **3:49.310** Best Speed **83.893** On 6 Gp

Lap	Elapsed Time	Lap Time	Lap Speed
1	18:05:35.253	5:18.715	59.151
2	18:09:47.167	4:11.914	76.365
3	18:15:17.153	5:29.986	58.298
4	18:23:36.362	8:19.209	38.536
5	18:27:27.406	3:51.044	83.263
6	18:31:16.716	3:49.310	83.893

12 7 Sarah BOYES

125R Behind 23.933

Best Time **3:49.687** Best Speed **83.755** On 5 Gp

Lap	Elapsed Time	Lap Time	Lap Speed
1	18:05:33.624	5:17.086	59.455
2	18:09:42.196	4:08.572	77.392
3	18:15:10.583	5:28.387	58.582
4	18:21:57.889	6:47.306	47.231
5	18:25:47.576	3:49.687	83.755
6	18:29:42.047	3:54.471	82.046

Qualifying Classification

Position

13 49 Malcolm LOVE

125R Behind 28.122

Best Time **3:53.876** Best Speed **82.255** On 5 Gp

Lap	Elapsed Time	Lap Time	Lap Speed
1	18:04:46.623	4:30.085	69.801
2	18:08:58.540	4:11.917	76.364
3	18:14:12.462	5:13.922	61.281
4	18:21:51.646	7:39.184	41.895
5	18:25:45.522	3:53.876	82.255
6	18:29:40.935	3:55.413	81.718

14 60 Stephen BOYES

125R Behind 32.118

Best Time **3:57.872** Best Speed **80.873** On 6 Gp

Lap	Elapsed Time	Lap Time	Lap Speed
1	18:05:34.089	5:17.551	59.368
2	18:09:56.760	4:22.671	73.238
3	18:15:19.331	5:22.571	59.638
4	18:22:03.650	6:44.319	47.580
5	18:26:02.030	3:58.380	80.701
6	18:29:59.902	3:57.872	80.873

15 69 Ronnie SCOTT

125R Behind 33.099

Best Time **3:58.853** Best Speed **80.541** On 5 Gp

Lap	Elapsed Time	Lap Time	Lap Speed
1	18:05:11.563	4:55.025	63.901
2	18:09:35.989	4:24.426	72.752
3	18:15:08.831	5:32.842	57.798
4	18:22:26.314	7:17.483	43.973
5	18:26:25.167	3:58.853	80.541
6	18:30:25.372	4:00.205	80.088

16 15 Peter McKILLOP

125R Behind 42.773

Best Time **4:08.527** Best Speed **77.406** On 5 Gp

Lap	Elapsed Time	Lap Time	Lap Speed
1	18:04:56.514	4:39.976	67.335
2	18:09:27.525	4:31.011	70.984
3	18:15:15.830	5:48.305	55.232
4	18:22:41.521	7:25.691	43.163
5	18:26:50.048	4:08.527	77.406
6	18:30:59.576	4:09.528	77.096

AROUND A POUND TANDRAGEE 100

MOTO 3 & LIGHTWEIGHT SUPERSPORT & FORGOTTEN ERA

Qualifying

Friday, 21 April 2017

DETAILED RESULT



Qualifying Classification

Position

1 101 Robert McCRUM

FERA Behind

Best Time **3:39.869** Best Speed **87.495** On **6** Gp

Lap	Elapsed Time	Lap Time	Lap Speed
1	18:06:26.534	6:09.996	50.953
2	18:10:25.307	3:58.773	80.568
3	18:15:26.642	5:01.335	63.841
4	18:22:25.189	6:58.547	45.963
5	18:26:06.759	3:41.570	86.824
6	18:29:46.628	3:39.869	87.495

2 12 Richard FORD

FERA Behind **4.021**

Best Time **3:43.890** Best Speed **85.924** On **5** Gp

Lap	Elapsed Time	Lap Time	Lap Speed
1	18:06:28.057	6:11.519	50.744
2	18:10:26.218	3:58.161	80.775
3	18:15:26.996	5:00.778	63.959
4	18:20:11.284	4:44.288	67.669
5	18:23:55.174	3:43.890	85.924

3 74 Jamie O'BRIEN

FERA Behind **4.710**

Best Time **3:44.579** Best Speed **85.660** On **5** Gp

Lap	Elapsed Time	Lap Time	Lap Speed
1	18:04:49.467	4:32.929	69.074
2	18:08:50.876	4:01.409	79.688
3	18:14:17.640	5:26.764	58.873
4	18:22:10.344	7:52.704	40.697
5	18:25:54.923	3:44.579	85.660
6	18:29:40.735	3:45.812	85.193

4 72 Gareth KEYS

FERA Behind **6.089**

Best Time **3:45.958** Best Speed **85.138** On **6** Gp

Lap	Elapsed Time	Lap Time	Lap Speed
1	18:06:27.746	6:11.208	50.786
2	18:10:34.068	4:06.322	78.099
3	18:15:43.243	5:09.175	62.222
4	18:22:26.602	6:43.359	47.693
5	18:26:14.353	3:47.751	84.467
6	18:30:00.311	3:45.958	85.138

Qualifying Classification

Position

5 91 Des BUTLER

FERA Behind **13.611**

Best Time **3:53.480** Best Speed **82.395** On **5** Gp

Lap	Elapsed Time	Lap Time	Lap Speed
1	18:05:17.024	5:00.486	62.739
2	18:09:26.584	4:09.560	77.086
3	18:15:13.822	5:47.238	55.401
4	18:22:32.581	7:18.759	43.845
5	18:26:26.061	3:53.480	82.395
6	18:30:19.990	3:53.929	82.236

6 31 Gary MILLER

FERA Behind **15.875**

Best Time **3:55.744** Best Speed **81.603** On **6** Gp

Lap	Elapsed Time	Lap Time	Lap Speed
1	18:05:33.045	5:16.507	59.564
2	18:09:52.730	4:19.685	74.080
3	18:15:41.297	5:48.567	55.190
4	18:22:22.668	6:41.371	47.929
5	18:26:19.002	3:56.334	81.400
6	18:30:14.746	3:55.744	81.603

AROUND A POUND TANDRAGEE 100

MOTO 3 & LIGHTWEIGHT SUPERSPORT & FORGOTTEN ERA

Qualifying

Friday, 21 April 2017

DETAILED RESULT



Qualifying Classification

Position

1 59 Darryl TWEED

LWSR Behind

Best Time **3:28.325** Best Speed **92.344** On **3** Gp

Lap	Elapsed Time	Lap Time	Lap Speed
1	18:03:48.399	3:31.861	88.984
2	18:07:20.281	3:31.882	90.793
3	18:10:48.606	3:28.325	92.344
4	18:15:55.597	5:06.991	62.665
5	18:22:06.797	6:11.200	51.825
6	18:25:40.333	3:33.536	90.090

2 97 Seamus ELLIOTT

LWSR Behind **0.775**

Best Time **3:29.100** Best Speed **92.001** On **3** Gp

Lap	Elapsed Time	Lap Time	Lap Speed
1	18:03:48.789	3:32.251	88.821
2	18:07:20.095	3:31.306	91.041
3	18:10:49.195	3:29.100	92.001
4	18:18:34.602	7:45.407	41.335

3 316 Stephen MORRISON

LWSR Behind **0.978**

Best Time **3:29.303** Best Speed **91.912** On **6** Gp

Lap	Elapsed Time	Lap Time	Lap Speed
1	18:03:50.576	3:34.038	88.079
2	18:07:26.804	3:36.228	88.969
3	18:11:03.033	3:36.229	88.968
4	18:18:36.143	7:33.110	42.457
5	18:22:42.061	4:05.918	78.227
6	18:26:11.364	3:29.303	91.912
7	18:29:42.516	3:31.152	91.107

4 28 Paul GARTLAND

LWSR Behind **2.350**

Best Time **3:30.675** Best Speed **91.314** On **6** Gp

Lap	Elapsed Time	Lap Time	Lap Speed
1	18:05:49.671	5:33.133	56.591
2	18:09:46.169	3:56.498	81.343
3	18:15:06.458	5:20.289	60.063
4	18:21:54.894	6:48.436	47.100
5	18:25:37.882	3:42.988	86.271
6	18:29:08.557	3:30.675	91.314

Qualifying Classification

Position

5 33 David HOWARD (S)

LWSR Behind **3.482**

Best Time **3:31.807** Best Speed **90.826** On **6** Gp

Lap	Elapsed Time	Lap Time	Lap Speed
1	18:04:43.832	4:27.294	70.530
2	18:08:39.590	3:55.758	81.599
3	18:13:38.306	4:58.716	64.401
4	18:21:24.635	7:46.329	41.253
5	18:24:59.226	3:34.591	89.647
6	18:28:31.033	3:31.807	90.826

6 164 Steve TOBIN

LWSR Behind **5.246**

Best Time **3:33.571** Best Speed **90.075** On **6** Gp

Lap	Elapsed Time	Lap Time	Lap Speed
1	18:03:53.835	3:37.297	86.758
2	18:07:33.115	3:39.280	87.730
3	18:11:08.960	3:35.845	89.126
4	18:18:37.725	7:28.765	42.868
5	18:22:28.650	3:50.925	83.306
6	18:26:02.221	3:33.571	90.075
7	18:29:39.579	3:37.358	88.506

7 171 Dave WALSH

LWSR Behind **8.049**

Best Time **3:36.374** Best Speed **88.909** On **6** Gp

Lap	Elapsed Time	Lap Time	Lap Speed
1	18:04:44.293	4:27.755	70.409
2	18:08:39.940	3:55.647	81.637
3	18:13:42.477	5:02.537	63.587
4	18:21:12.452	7:29.975	42.752
5	18:24:52.582	3:40.130	87.392
6	18:28:28.956	3:36.374	88.909

8 42 Brian LOUGHLIN

LWSR Behind **8.893**

Best Time **3:37.218** Best Speed **88.563** On **6** Gp

Lap	Elapsed Time	Lap Time	Lap Speed
1	18:04:10.277	3:53.739	80.655
2	18:08:02.998	3:52.721	82.663
3	18:11:50.689	3:47.691	84.490
4	18:21:10.922	9:20.233	34.338
5	18:24:50.487	3:39.565	87.616
6	18:28:27.705	3:37.218	88.563

AROUND A POUND TANDRAGEE 100

MOTO 3 & LIGHTWEIGHT SUPERSPORT & FORGOTTEN ERA

Qualifying

Friday, 21 April 2017

DETAILED RESULT



Qualifying Classification

Position

9 77 Mark SHIELS

LWSR Behind 11.642

Best Time **3:39.967** Best Speed **87.456** On 5 Gp

Lap	Elapsed Time	Lap Time	Lap Speed
1	18:04:54.159	4:37.621	67.907
2	18:08:54.246	4:00.087	80.127
3	18:21:32.453	12:38.207	25.372
4	18:25:15.199	3:42.746	86.365
5	18:28:55.166	3:39.967	87.456

10 177 R J WOOLSEY

LWSR Behind 13.565

Best Time **3:41.890** Best Speed **86.698** On 5 Gp

Lap	Elapsed Time	Lap Time	Lap Speed
1	18:06:13.588	5:57.050	52.800
2	18:10:19.270	4:05.682	78.302
3	18:15:37.318	5:18.048	60.486
4	18:22:05.155	6:27.837	49.602
5	18:25:47.045	3:41.890	86.698
6	18:29:33.271	3:46.226	85.037

11 6 Alan JOHNSTON

LWSR Behind 14.006

Best Time **3:42.331** Best Speed **86.526** On 6 Gp

Lap	Elapsed Time	Lap Time	Lap Speed
1	18:04:53.123	4:36.585	68.161
2	18:08:59.029	4:05.906	78.231
3	18:14:13.646	5:14.617	61.146
4	18:21:46.615	7:32.969	42.470
5	18:25:29.182	3:42.567	86.435
6	18:29:11.513	3:42.331	86.526

12 381 Derek WILKIE

LWSR Behind 15.247

Best Time **3:43.572** Best Speed **86.046** On 5 Gp

Lap	Elapsed Time	Lap Time	Lap Speed
1	18:04:33.838	4:17.300	73.270
2	18:08:39.245	4:05.407	78.390
3	18:13:46.105	5:06.860	62.691
4	18:21:30.857	7:44.752	41.393
5	18:25:14.429	3:43.572	86.046
6	18:28:58.515	3:44.086	85.849

Qualifying Classification

Position

13 57 Yvonne MONTGOMERY

LWSR Behind 23.279

Best Time **3:51.604** Best Speed **83.062** On 5 Gp

Lap	Elapsed Time	Lap Time	Lap Speed
1	18:04:42.972	4:26.434	70.758
2	18:08:51.366	4:08.394	77.448
3	18:14:07.721	5:16.355	60.810
4	18:22:02.663	7:54.942	40.505
5	18:25:54.267	3:51.604	83.062
6	18:29:48.287	3:54.020	82.205

14 32 Aaron BOYD

LWSR Behind 26.528

Best Time **3:54.853** Best Speed **81.913** On 6 Gp

Lap	Elapsed Time	Lap Time	Lap Speed
1	18:04:28.511	4:11.973	74.819
2	18:08:41.409	4:12.898	76.068
3	18:13:43.067	5:01.658	63.773
4	18:21:47.972	8:04.905	39.673
5	18:25:45.169	3:57.197	81.103
6	18:29:40.022	3:54.853	81.913

15 40 Michael HOEY

LWSR Behind 26.715

Best Time **3:55.040** Best Speed **81.848** On 6 Gp

Lap	Elapsed Time	Lap Time	Lap Speed
1	18:04:46.220	4:29.682	69.906
2	18:09:06.242	4:20.022	73.984
3	18:14:15.395	5:09.153	62.226
4	18:21:50.733	7:35.338	42.249
5	18:25:45.787	3:55.054	81.843
6	18:29:40.827	3:55.040	81.848

16 11 Callum LAIDLAW

LWSR Behind 27.930

Best Time **3:56.255** Best Speed **81.427** On 2 Gp

Lap	Elapsed Time	Lap Time	Lap Speed
1	18:04:59.189	4:42.651	66.698
2	18:08:55.444	3:56.255	81.427
3	18:13:44.719	4:49.275	66.502
4	18:21:04.812	7:20.093	43.712

AROUND A POUND TANDRAGEE 100

MOTO 3 & LIGHTWEIGHT SUPERSPORT & FORGOTTEN ERA

Qualifying

Friday, 21 April 2017

DETAILED RESULT



Qualifying Classification

Position

17 107 David MURPHY

LWSR Behind **28.222**

Best Time **3:56.547** Best Speed **81.326** On **6** Gp

Lap	Elapsed Time	Lap Time	Lap Speed
1	18:05:12.369	4:55.831	63.727
2	18:09:28.017	4:15.648	75.250
3	18:15:14.276	5:46.259	55.558
4	18:22:22.074	7:07.798	44.969
5	18:26:20.038	3:57.964	80.842
6	18:30:16.585	3:56.547	81.326

18 105 Darren DUNCAN

LWSR Behind **28.901**

Best Time **3:57.226** Best Speed **81.094** On **6** Gp

Lap	Elapsed Time	Lap Time	Lap Speed
1	18:05:34.303	5:17.765	59.328
2	18:09:55.148	4:20.845	73.751
3	18:15:18.200	5:23.052	59.549
4	18:22:26.897	7:08.697	44.874
5	18:26:25.413	3:58.516	80.655
6	18:30:22.639	3:57.226	81.094

19 96 Stephen CARR

LWSR Behind **1:04.536**

Best Time **4:32.861** Best Speed **70.503** On **2** Gp

Lap	Elapsed Time	Lap Time	Lap Speed
1	18:05:23.228	5:06.690	61.470
2	18:09:56.089	4:32.861	70.503

AROUND A POUND TANDRAGEE 100

MOTO 3 / LIGHTWEIGHT SUPERSPORT / FORGOTTEN ERA

Tandragee 5.344 miles


R5: City Autos Moto 3 / Groucho's LWSS / Portadown Recycling F/Era 22/04/2017 14:00

Race (5 Laps)

14 RACE 5 - MOTO 3 & LIGHTWEIGHT SUPERSPORT &
13 FORGOTTEN ERA
12 Page 1 of 2

12		A		B	
11	A		B		C
10		A		B	
9	A		B		C
8		A		B	
7	15		B		C
6		60		69	
5	30		7		49
4		56		14	
3	130		54		3
2		86		109	
1	18		5		2
	A		B		C

POLE POSITION



Promoted by North Armagh Motorcycle and Car Club Orbits

Provisional result to be confirmed by the Stewards of the Meeting subject to the completion of technical inspections and the time limit for protests
 MCUI (Ulster Centre) Timing @ www.elaps-timing.com



AROUND A POUND TANDRAGEE 100

MOTO 3 / LIGHTWEIGHT SUPERSPORT / FORGOTTEN ERA

Tandragee 5.344 miles

R5: City Autos Moto 3 / Groucho's LWSS / Portadown Recycling F/Era 22/04/2017 14:00

Race (5 Laps)

RACE 5 - MOTO 3 & LIGHTWEIGHT SUPERSPORT & FORGOTTEN ERA
Page 2 of 2

26		96		331	
		A		B	
25	31		107		105
	A		B		C
24		72		91	
		A		B	
23	C	101		12	
		A		B	
22					
		A		B	
21	11				
	A		B		C
20		32		40	
		A		B	
19	6		381		57
	A		B		C
18		77		177	
		A		B	
17	164		171		42
	A		B		C
16		28		33	
		A		B	
15	B	59		97	
		A		B	
					C

AROUND A POUND TANDRAGEE 100

MOTO 3 & LIGHTWEIGHT SUPERSPORT & FORGOTTEN ERA

Race 5 - Moto3, L/weight S/sport & Forgotten Era

Saturday, 22 April 2017



City Autos Moto 3 (125cc GP)

Pos	Class	No	Name	Machine / Sponsor	Gp	Lap	Total Time	Behind	Speed	-----Best Lap-----		
										Time	Speed	On
1	125R	56	Adam McLEAN	Honda 125 - Mark Hanna Racing	a	5	18:05.208		88.280	3:34.012	89.890	5
2	125R	2	Sam WILSON	Honda 250 Moto 3 - Joey's Bar MCC	a	5	18:05.518	0.310	88.255	3:31.478	90.967	5
3	125R	86	Nigel MOORE	Honda 125	a	5	18:31.391	26.183	86.200	3:40.646	87.187	5
4	125R	130	Dean STIMPSON	Honda 125 - Izzard Racing	a	5	18:37.551	32.343	85.725	3:41.253	86.948	5
5	125R	109	Neil KERNOHAN	Honda 125 - Logan Racing	a	5	18:46.613	41.405	85.036	3:43.449	86.093	5
6	125R	54	Sam JOHNSON	Honda 125 - Colin Dunlop Racing	a	5	19:23.270	1:18.062	82.356	3:49.628	83.777	4
7	125R	30	Melissa KENNEDY	Honda 250 Moto 3 - K.N.R.	a	5	19:41.162	1:35.954	81.109	3:51.277	83.179	4
8	125R	7	Sarah BOYES	Honda 125	a	5	19:46.736	1:41.528	80.728	3:54.963	81.875	3
9	125R	60	Stephen BOYES	Honda 125 - Race Prep	a	4	18:11.142	1 Lap	70.169	4:27.299	71.970	4

Fastest Lap

125R	2	Sam WILSON	Honda 250 Moto 3 - Joey's Bar MCC	3:31.478	90.967	5
------	---	------------	-----------------------------------	----------	--------	---

Not Classified

DNF	125R	5	Derek McGEE	Honda 125 - Joey's Bar MCC	a	2	7:25.237		85.549	3:41.635	86.798	2
-----	------	---	-------------	----------------------------	---	---	----------	--	--------	----------	--------	---

Portadown Recycling Forgotten Era

Pos	Class	No	Name	Machine / Sponsor	Gp	Lap	Total Time	Behind	Speed	-----Best Lap-----		
										Time	Speed	On
1	FERA	91	Des BUTLER	Honda 500	c	5	20:04.056		79.566	3:55.246	81.776	5
2	FERA	74	Jamie O'BRIEN	Yamaha 347	c	5	20:34.354	30.298	77.613	4:03.463	79.016	2
3	FERA	12	Richard FORD	Norton 920	c	5	20:42.178	38.122	77.124	4:06.730	77.970	5

Fastest Lap

FERA	91	Des BUTLER	Honda 500	3:55.246	81.776	5
------	----	------------	-----------	----------	--------	---

Not Classified

DNF	FERA	101	Robert McCURUM	Norton 588 - Huw Huws	c	2	8:49.375		71.952	4:24.849	72.636	2
DNF	FERA	31	Gary MILLER	Yamaha 347	c	2	8:51.620		71.649	4:23.973	72.877	2
DNF	FERA	72	Gareth KEYS	Yamaha 347 - HK Racing	c	2	9:08.918		69.391	4:21.806	73.480	2

Groucho's Lightweight Supersport

Pos	Class	No	Name	Machine / Sponsor	Gp	Lap	Total Time	Behind	Speed	-----Best Lap-----		
										Time	Speed	On
1	LWSR	59	Darryl TWEED	Kawasaki 400 - M & D Racing	b	5	17:54.839		89.132	3:31.388	91.006	4
2	LWSR	97	Seamus ELLIOTT	Yamaha 400	b	5	18:29.113	34.274	86.377	3:40.143	87.386	4
3	LWSR	28	Paul GARTLAND	Yamaha 400 - R T & E Racing	b	5	18:41.069	46.230	85.456	3:39.633	87.589	5
4	LWSR	164	Steve TOBIN	Kawasaki 400 - Shay D Racing	b	5	18:42.462	47.623	85.350	3:38.112	88.200	5
5	LWSR	33	David HOWARD (S)	Kawasaki 400 - MC Racing	b	5	18:47.540	52.701	84.966	3:41.542	86.835	3
6	LWSR	11	Callum LAIDLAW	Yamaha 400 - R T & E Racing	b	5	18:56.241	1:01.402	84.315	3:42.918	86.299	3
7	LWSR	171	Dave WALSH	KTM 450 - DRW Racing	b	5	19:14.617	1:19.778	82.973	3:49.252	83.914	3
8	LWSR	77	Mark SHIELS	Kawasaki 400 - MSR	b	5	19:15.340	1:20.501	82.921	3:49.602	83.786	2
9	LWSR	42	Brian LOUGHLIN	Kawasaki 400 - G2-Tech	b	5	19:51.522	1:56.683	80.403	3:55.342	81.743	5
10	LWSR	83	Andy McALLISTER	Kawasaki 400 - Mac Racing	c	5	20:09.072	2:14.233	79.236	3:55.217	81.786	4
11	LWSR	177	R J WOOLSEY	Kawasaki 450	b	5	20:30.855	2:36.016	77.834	3:59.030	80.482	4
12	LWSR	107	David MURPHY	Honda 400	c	5	20:42.363	2:47.524	77.113	4:02.197	79.429	5
13	LWSR	57	Yvonne MONTGOMERY	Kawasaki 400	b	5	20:44.158	2:49.319	77.002	4:01.646	79.610	5
14	LWSR	40	Michael HOEY	Kawasaki 400	b	5	22:14.691	4:19.852	71.779	4:19.080	74.253	2
15	LWSR	331	Dougie SHEARER	Yamaha 400	c	4	16:50.372	1 Lap	75.779	4:01.029	79.814	4


Fastest Lap

LWSR	59	Darryl TWEED	Kawasaki 400 - M & D Racing	3:31.388	91.006	4
------	----	--------------	-----------------------------	----------	--------	---

Not Classified

DNF	LWSR	316	Stephen MORRISON	Kawasaki 400 - NAB Racing	b	4	15:05.902		84.518	3:44.410	85.725	4
DNF	LWSR	105	Darren DUNCAN	Suzuki 400	c	2	8:32.113		74.378	4:14.237	75.668	2
DNF	LWSR	96	Stephen CARR	Kawasaki 400	c	1	4:50.492		64.898	6:12.642	50.591	1

Provisional result to be confirmed by the Stewards of the Meeting subject to completion of technical inspections & the time limit for protests

Circuit	Tandragee	Signed		Organising Club	North Armagh MC&CC
Length(miles)	5.3438 Lap 1 (5.2368)	Chief Timekeeper		Race Started	14:36
Weather	Light Rain	Issued At:	15:17	Gp Time Diff - b 37.52 / c 82.15	
Track	Wet				



AROUND A POUND TANDRAGEE 100

MOTO 3 & LIGHTWEIGHT SUPERSPORT & FORGOTTEN ERA

Race 5 - Moto3, L/weight S/sport & Forgotten Era

Saturday, 22 April 2017

DETAILED RESULT



City Autos Moto 3 (125cc GP)

Race Classification

1 56 Adam McLEAN

Total Time **18:05.208** Avg Speed **88.280** Behind
Best Time **3:34.012** Best Speed **89.890** On 5 Gp a

Lap	Elapsed Time	Lap Time	Lap Speed
1	3:39.945	3:39.945	85.714
2	7:17.513	3:37.568	88.421
3	10:52.241	3:34.728	89.590
4	14:31.196	3:38.955	87.861
5	18:05.208	3:34.012	89.890

2 2 Sam WILSON

Total Time **18:05.518** Avg Speed **88.255** Behind **0.310**
Best Time **3:31.478** Best Speed **90.967** On 5 Gp a

Lap	Elapsed Time	Lap Time	Lap Speed
1	3:40.783	3:40.783	85.388
2	7:22.500	3:41.717	86.766
3	11:00.335	3:37.835	88.312
4	14:34.040	3:33.705	90.019
5	18:05.518	3:31.478	90.967

3 86 Nigel MOORE

Total Time **18:31.391** Avg Speed **86.200** Behind **26.183**
Best Time **3:40.646** Best Speed **87.187** On 5 Gp a

Lap	Elapsed Time	Lap Time	Lap Speed
1	3:44.423	3:44.423	84.003
2	7:26.263	3:41.840	86.718
3	11:07.834	3:41.571	86.823
4	14:50.745	3:42.911	86.301
5	18:31.391	3:40.646	87.187

4 130 Dean STIMPSON

Total Time **18:37.551** Avg Speed **85.725** Behind **32.343**
Best Time **3:41.253** Best Speed **86.948** On 5 Gp a

Lap	Elapsed Time	Lap Time	Lap Speed
1	3:46.426	3:46.426	83.260
2	7:28.893	3:42.467	86.473
3	11:12.014	3:43.121	86.220
4	14:56.298	3:44.284	85.773
5	18:37.551	3:41.253	86.948

City Autos Moto 3 (125cc GP)

Race Classification

5 109 Neil KERNOHAN

Total Time **18:46.613** Avg Speed **85.036** Behind **41.405**
Best Time **3:43.449** Best Speed **86.093** On 5 Gp a

Lap	Elapsed Time	Lap Time	Lap Speed
1	3:48.446	3:48.446	82.524
2	7:35.144	3:46.698	84.860
3	11:19.003	3:43.859	85.936
4	15:03.164	3:44.161	85.820
5	18:46.613	3:43.449	86.093

6 54 Sam JOHNSON

Total Time **19:23.270** Avg Speed **82.356** Behind **1:18.062**
Best Time **3:49.628** Best Speed **83.777** On 4 Gp a

Lap	Elapsed Time	Lap Time	Lap Speed
1	3:56.324	3:56.324	79.773
2	7:50.582	3:54.258	82.121
3	11:42.504	3:51.922	82.948
4	15:32.132	3:49.628	83.777
5	19:23.270	3:51.138	83.229

7 30 Melissa KENNEDY

Total Time **19:41.162** Avg Speed **81.109** Behind **1:35.954**
Best Time **3:51.277** Best Speed **83.179** On 4 Gp a

Lap	Elapsed Time	Lap Time	Lap Speed
1	3:57.379	3:57.379	79.419
2	7:57.944	4:00.565	79.968
3	11:52.895	3:54.951	81.879
4	15:44.172	3:51.277	83.179
5	19:41.162	3:56.990	81.174

8 7 Sarah BOYES

Total Time **19:46.736** Avg Speed **80.728** Behind **1:41.528**
Best Time **3:54.963** Best Speed **81.875** On 3 Gp a

Lap	Elapsed Time	Lap Time	Lap Speed
1	3:58.238	3:58.238	79.132
2	7:57.186	3:58.948	80.509
3	11:52.149	3:54.963	81.875
4	15:47.665	3:55.516	81.682
5	19:46.736	3:59.071	80.468

AROUND A POUND TANDRAGEE 100

MOTO 3 & LIGHTWEIGHT SUPERSPORT & FORGOTTEN ERA

Race 5 - Moto3, L/weight S/sport & Forgotten Era

Saturday, 22 April 2017

DETAILED RESULT



City Autos Moto 3 (125cc GP)

Race Classification

9 60 Stephen BOYES

Total Time **18:11.142** Avg Speed **70.169** Behind **1 Lap**

Best Time **4:27.299** Best Speed **71.970** On **4** Gp **a**

Lap	Elapsed Time	Lap Time	Lap Speed
1	4:31.016	4:31.016	69.562
2	9:05.865	4:34.849	69.993
3	13:43.843	4:37.978	69.205
4	18:11.142	4:27.299	71.970

Not Classified

DNF 5 Derek McGEE

Total Time **7:25.237** Avg Speed **85.549** Behind

Best Time **3:41.635** Best Speed **86.798** On **2** Gp **a**

Lap	Elapsed Time	Lap Time	Lap Speed
1	3:43.602	3:43.602	84.312
2	7:25.237	3:41.635	86.798

AROUND A POUND TANDRAGEE 100

MOTO 3 & LIGHTWEIGHT SUPERSPORT & FORGOTTEN ERA

Race 5 - Moto3, L/weight S/sport & Forgotten Era

Saturday, 22 April 2017

DETAILED RESULT



Groucho's Lightweight Supersport

Race Classification

1 59 Darryl TWEED

Total Time **17:54.839** Avg Speed **89.132** Behind
Best Time **3:31.388** Best Speed **91.006** On **4** Gp **b**

Lap	Elapsed Time	Lap Time	Lap Speed
1	3:38.124	3:38.124	86.429
2	7:14.873	3:36.749	88.755
3	10:51.151	3:36.278	88.948
4	14:22.539	3:31.388	91.006
5	17:54.839	3:32.300	90.615

2 97 Seamus ELLIOTT

Total Time **18:29.113** Avg Speed **86.377** Behind **34.274**
Best Time **3:40.143** Best Speed **87.386** On **4** Gp **b**

Lap	Elapsed Time	Lap Time	Lap Speed
1	3:43.713	3:43.713	84.270
2	7:24.418	3:40.705	87.164
3	11:06.854	3:42.436	86.486
4	14:46.997	3:40.143	87.386
5	18:29.113	3:42.116	86.610

3 28 Paul GARTLAND

Total Time **18:41.069** Avg Speed **85.456** Behind **46.230**
Best Time **3:39.633** Best Speed **87.589** On **5** Gp **b**

Lap	Elapsed Time	Lap Time	Lap Speed
1	3:49.543	3:49.543	82.130
2	7:34.414	3:44.871	85.549
3	11:18.948	3:44.534	85.677
4	15:01.436	3:42.488	86.465
5	18:41.069	3:39.633	87.589

4 164 Steve TOBIN

Total Time **18:42.462** Avg Speed **85.350** Behind **47.623**
Best Time **3:38.112** Best Speed **88.200** On **5** Gp **b**

Lap	Elapsed Time	Lap Time	Lap Speed
1	3:50.077	3:50.077	81.939
2	7:36.314	3:46.237	85.033
3	11:18.823	3:42.509	86.457
4	15:04.350	3:45.527	85.300
5	18:42.462	3:38.112	88.200

Groucho's Lightweight Supersport

Race Classification

5 33 David HOWARD (S)

Total Time **18:47.540** Avg Speed **84.966** Behind **52.701**
Best Time **3:41.542** Best Speed **86.835** On **3** Gp **b**

Lap	Elapsed Time	Lap Time	Lap Speed
1	3:50.388	3:50.388	81.828
2	7:35.789	3:45.401	85.348
3	11:17.331	3:41.542	86.835
4	15:05.187	3:47.856	84.428
5	18:47.540	3:42.353	86.518

6 11 Callum LAIDLAW

Total Time **18:56.241** Avg Speed **84.315** Behind **1:01.402**
Best Time **3:42.918** Best Speed **86.299** On **3** Gp **b**

Lap	Elapsed Time	Lap Time	Lap Speed
1	3:51.574	3:51.574	81.409
2	7:36.589	3:45.015	85.494
3	11:19.507	3:42.918	86.299
4	15:07.214	3:47.707	84.484
5	18:56.241	3:49.027	83.997

7 171 Dave WALSH

Total Time **19:14.617** Avg Speed **82.973** Behind **1:19.778**
Best Time **3:49.252** Best Speed **83.914** On **3** Gp **b**

Lap	Elapsed Time	Lap Time	Lap Speed
1	3:54.455	3:54.455	80.409
2	7:45.528	3:51.073	83.253
3	11:34.780	3:49.252	83.914
4	15:24.174	3:49.394	83.862
5	19:14.617	3:50.443	83.481

8 77 Mark SHIELS

Total Time **19:15.340** Avg Speed **82.921** Behind **1:20.501**
Best Time **3:49.602** Best Speed **83.786** On **2** Gp **b**

Lap	Elapsed Time	Lap Time	Lap Speed
1	3:52.430	3:52.430	81.110
2	7:42.032	3:49.602	83.786
3	11:31.725	3:49.693	83.753
4	15:23.925	3:52.200	82.849
5	19:15.340	3:51.415	83.130

AROUND A POUND TANDRAGEE 100

MOTO 3 & LIGHTWEIGHT SUPERSPORT & FORGOTTEN ERA

Race 5 - Moto3, L/weight S/sport & Forgotten Era

Saturday, 22 April 2017

DETAILED RESULT



Groucho's Lightweight Supersport

Race Classification

9 42 Brian LOUGHLIN

Total Time **19:51.522** Avg Speed **80.403** Behind **1:56.683**

Best Time **3:55.342** Best Speed **81.743** On **5** Gp **b**

Lap	Elapsed Time	Lap Time	Lap Speed
1	3:57.533	3:57.533	79.367
2	7:58.273	4:00.740	79.910
3	11:58.258	3:59.985	80.161
4	15:56.180	3:57.922	80.856
5	19:51.522	3:55.342	81.743

Groucho's Lightweight Supersport

Race Classification

13 57 Yvonne MONTGOMERY

Total Time **20:44.158** Avg Speed **77.002** Behind **2:49.319**

Best Time **4:01.646** Best Speed **79.610** On **5** Gp **b**

Lap	Elapsed Time	Lap Time	Lap Speed
1	4:14.194	4:14.194	74.165
2	8:28.564	4:14.370	75.628
3	12:35.991	4:07.427	77.750
4	16:42.512	4:06.521	78.036
5	20:44.158	4:01.646	79.610

10 83 Andy McALLISTER

Total Time **20:09.072** Avg Speed **79.236** Behind **2:14.233**

Best Time **3:55.217** Best Speed **81.786** On **4** Gp **c**

Lap	Elapsed Time	Lap Time	Lap Speed
1	3:48.663	3:48.663	82.446
2	8:04.915	4:16.252	75.073
3	12:02.179	3:57.264	81.081
4	15:57.396	3:55.217	81.786
5	20:09.072	4:11.676	76.438

14 40 Michael HOEY

Total Time **22:14.691** Avg Speed **71.779** Behind **4:19.852**

Best Time **4:19.080** Best Speed **74.253** On **2** Gp **b**

Lap	Elapsed Time	Lap Time	Lap Speed
1	4:24.074	4:24.074	71.390
2	8:43.154	4:19.080	74.253
3	13:04.305	4:21.151	73.664
4	17:24.582	4:20.277	73.912
5	22:14.691	4:50.109	66.311

11 177 R J WOOLSEY

Total Time **20:30.855** Avg Speed **77.834** Behind **2:36.016**

Best Time **3:59.030** Best Speed **80.482** On **4** Gp **b**

Lap	Elapsed Time	Lap Time	Lap Speed
1	4:19.804	4:19.804	72.564
2	8:29.183	4:09.379	77.142
3	12:32.737	4:03.554	78.987
4	16:31.767	3:59.030	80.482
5	20:30.855	3:59.088	80.462

15 331 Dougie SHEARER

Total Time **16:50.372** Avg Speed **75.779** Behind **1 Lap**

Best Time **4:01.029** Best Speed **79.814** On **4** Gp **c**

Lap	Elapsed Time	Lap Time	Lap Speed
1	4:26.342	4:26.342	70.782
2	8:48.251	4:21.909	73.451
3	12:49.343	4:01.092	79.793
4	16:50.372	4:01.029	79.814

12 107 David MURPHY

Total Time **20:42.363** Avg Speed **77.113** Behind **2:47.524**

Best Time **4:02.197** Best Speed **79.429** On **5** Gp **c**

Lap	Elapsed Time	Lap Time	Lap Speed
1	4:10.283	4:10.283	75.324
2	8:20.221	4:09.938	76.969
3	12:28.641	4:08.420	77.439
4	16:40.166	4:11.525	76.483
5	20:42.363	4:02.197	79.429

Not Classified

DNF 316 Stephen MORRISON

Total Time **15:05.902** Avg Speed **84.518** Behind

Best Time **3:44.410** Best Speed **85.725** On **4** Gp **b**

Lap	Elapsed Time	Lap Time	Lap Speed
1	3:49.268	3:49.268	82.228
2	7:36.979	3:47.711	84.482
3	11:21.492	3:44.513	85.685
4	15:05.902	3:44.410	85.725

AROUND A POUND TANDRAGEE 100

MOTO 3 & LIGHTWEIGHT SUPERSPORT & FORGOTTEN ERA

Race 5 - Moto3, L/weight S/sport & Forgotten Era

Saturday, 22 April 2017

DETAILED RESULT



Groucho's Lightweight Supersport

Not Classified

DNF 105 Darren DUNCAN

Total Time **8:32.113** Avg Speed **74.378** Behind
Best Time **4:14.237** Best Speed **75.668** On **2** Gp **c**

Lap	Elapsed Time	Lap Time	Lap Speed
1	4:17.876	4:17.876	73.106
2	8:32.113	4:14.237	75.668

DNF 96 Stephen CARR

Total Time **4:50.492** Avg Speed **64.898** Behind
Best Time **6:12.642** Best Speed **50.591** On **1** Gp **c**

Lap	Elapsed Time	Lap Time	Lap Speed
1	4:50.492	4:50.492	64.898

AROUND A POUND TANDRAGEE 100

MOTO 3 & LIGHTWEIGHT SUPERSPORT & FORGOTTEN ERA

Race 5 - Moto3, L/weight S/sport & Forgotten Era

Saturday, 22 April 2017

DETAILED RESULT



Portadown Recycling Forgotten Era

Portadown Recycling Forgotten Era

Race Classification

1 91 Des BUTLER

Total Time **20:04.056** Avg Speed **79.566** Behind
Best Time **3:55.246** Best Speed **81.776** On **5** Gp **c**

Lap	Elapsed Time	Lap Time	Lap Speed
1	4:09.613	4:09.613	75.526
2	8:08.951	3:59.338	80.378
3	12:13.271	4:04.320	78.739
4	16:08.810	3:55.539	81.674
5	20:04.056	3:55.246	81.776

2 74 Jamie O'BRIEN

Total Time **20:34.354** Avg Speed **77.613** Behind **30.298**
Best Time **4:03.463** Best Speed **79.016** On **2** Gp **c**

Lap	Elapsed Time	Lap Time	Lap Speed
1	4:05.405	4:05.405	76.821
2	8:08.868	4:03.463	79.016
3	12:19.081	4:10.213	76.884
4	16:25.828	4:06.747	77.964
5	20:34.354	4:08.526	77.406

3 12 Richard FORD

Total Time **20:42.178** Avg Speed **77.124** Behind **38.122**
Best Time **4:06.730** Best Speed **77.970** On **5** Gp **c**

Lap	Elapsed Time	Lap Time	Lap Speed
1	4:08.157	4:08.157	75.969
2	8:15.278	4:07.121	77.846
3	12:24.384	4:09.106	77.226
4	16:35.448	4:11.064	76.624
5	20:42.178	4:06.730	77.970

Not Classified

DNF 101 Robert McCRUM

Total Time **8:49.375** Avg Speed **71.952** Behind
Best Time **4:24.849** Best Speed **72.636** On **2** Gp **c**

Lap	Elapsed Time	Lap Time	Lap Speed
1	4:24.526	4:24.526	71.268
2	8:49.375	4:24.849	72.636

DNF 31 Gary MILLER

Total Time **8:51.620** Avg Speed **71.649** Behind
Best Time **4:23.973** Best Speed **72.877** On **2** Gp **c**

Lap	Elapsed Time	Lap Time	Lap Speed
1	4:27.647	4:27.647	70.437
2	8:51.620	4:23.973	72.877

AROUND A POUND TANDRAGEE 100

MOTO 3 & LIGHTWEIGHT SUPERSPORT & FOR Race 5 - Moto3, L/weight S/sport & Forgotten Era

LAP CHART



1					2					3				
No	Name	Gp	Time of Day	Lap Time	No	Name	Gp	Time of Day	Lap Time	No	Name	Gp	Time of Day	Lap Time
56	Adam McLEAN	a	14:39:45.840	3:39.945	56	Adam McLEAN	a	14:43:23.408	3:37.568	56	Adam McLEAN	a	14:46:58.136	3:34.728
2	Sam WILSON	a	14:39:46.678	3:40.783	2	Sam WILSON	a	14:43:28.395	3:41.717	2	Sam WILSON	a	14:47:06.230	3:37.835
5	Derek McGEE	a	14:39:49.497	3:43.602	5	Derek McGEE	a	14:43:31.132	3:41.635	86	Nigel MOORE	a	14:47:13.729	3:41.571
86	Nigel MOORE	a	14:39:50.318	3:44.423	86	Nigel MOORE	a	14:43:32.158	3:41.840	130	Dean STIMPSON	a	14:47:17.909	3:43.121
130	Dean STIMPSON	a	14:39:52.321	3:46.426	130	Dean STIMPSON	a	14:43:34.788	3:42.467	109	Neil KERNOHAN	a	14:47:24.898	3:43.859
109	Neil KERNOHAN	a	14:39:54.341	3:48.446	109	Neil KERNOHAN	a	14:43:41.039	3:46.698	59	Darryl TWEED	b	14:47:34.566	3:36.278
54	Sam JOHNSON	a	14:40:02.219	3:56.324	54	Sam JOHNSON	a	14:43:56.477	3:54.258	54	Sam JOHNSON	a	14:47:48.399	3:51.922
30	Melissa KENNEDY	a	14:40:03.274	3:57.379	59	Darryl TWEED	b	14:43:58.288	3:36.749	97	Seamus ELLIOTT	b	14:47:50.269	3:42.436
7	Sarah BOYES	a	14:40:04.133	3:58.238	7	Sarah BOYES	a	14:44:03.081	3:58.948	7	Sarah BOYES	a	14:47:58.044	3:54.963
59	Darryl TWEED	b	14:40:21.539	3:38.124	30	Melissa KENNEDY	a	14:44:03.839	4:00.565	30	Melissa KENNEDY	a	14:47:58.790	3:54.951
97	Seamus ELLIOTT	b	14:40:27.128	3:43.713	97	Seamus ELLIOTT	b	14:44:07.833	3:40.705	33	David HOWARD (S)	b	14:48:00.746	3:41.542
316	Stephen MORRISON	b	14:40:32.683	3:49.268	28	Paul GARTLAND	b	14:44:17.829	3:44.871	164	Steve TOBIN	b	14:48:02.238	3:42.509
28	Paul GARTLAND	b	14:40:32.958	3:49.543	33	David HOWARD (S)	b	14:44:19.204	3:45.401	28	Paul GARTLAND	b	14:48:02.363	3:44.534
164	Steve TOBIN	b	14:40:33.492	3:50.077	164	Steve TOBIN	b	14:44:19.729	3:46.237	11	Callum LAIDLAW	b	14:48:02.922	3:42.918
33	David HOWARD (S)	b	14:40:33.803	3:50.388	11	Callum LAIDLAW	b	14:44:20.004	3:45.015	316	Stephen MORRISON	b	14:48:04.907	3:44.513
11	Callum LAIDLAW	b	14:40:34.989	3:51.574	316	Stephen MORRISON	b	14:44:20.394	3:47.711	77	Mark SHIELS	b	14:48:15.140	3:49.693
77	Mark SHIELS	b	14:40:35.845	3:52.430	77	Mark SHIELS	b	14:44:25.447	3:49.602	171	Dave WALSH	b	14:48:18.195	3:49.252
60	Stephen BOYES	a	14:40:36.911	4:31.016	171	Dave WALSH	b	14:44:28.943	3:51.073	42	Brian LOUGHLIN	b	14:48:41.673	3:59.985
171	Dave WALSH	b	14:40:37.870	3:54.455	42	Brian LOUGHLIN	b	14:44:41.688	4:00.740	177	R J WOOLSEY	b	14:49:16.152	4:03.554
42	Brian LOUGHLIN	b	14:40:40.948	3:57.533	60	Stephen BOYES	a	14:45:11.760	4:34.849	57	Yvonne MONTGOMERY	b	14:49:19.406	4:07.427
57	Yvonne MONTGOMERY	b	14:40:57.609	4:14.194	57	Yvonne MONTGOMERY	b	14:45:11.979	4:14.370	83	Andy McALLISTER	c	14:49:30.224	3:57.264
177	R J WOOLSEY	b	14:41:03.219	4:19.804	177	R J WOOLSEY	b	14:45:12.598	4:09.379	91	Des BUTLER	c	14:49:41.316	4:04.320
40	Michael HOEY	b	14:41:07.489	4:24.074	40	Michael HOEY	b	14:45:26.569	4:19.080	74	Jamie O'BRIEN	c	14:49:47.126	4:10.213
83	Andy McALLISTER	c	14:41:16.708	3:48.663	83	Andy McALLISTER	c	14:45:32.960	4:16.252	40	Michael HOEY	b	14:49:47.720	4:21.151
74	Jamie O'BRIEN	c	14:41:33.450	4:05.405	74	Jamie O'BRIEN	c	14:45:36.913	4:03.463	60	Stephen BOYES	a	14:49:49.738	4:37.978
12	Richard FORD	c	14:41:36.202	4:08.157	91	Des BUTLER	c	14:45:36.996	3:59.338	12	Richard FORD	c	14:49:52.429	4:09.106
91	Des BUTLER	c	14:41:37.658	4:09.613	12	Richard FORD	c	14:45:43.323	4:07.121	107	David MURPHY	c	14:49:56.686	4:08.420
107	David MURPHY	c	14:41:38.328	4:10.283	107	David MURPHY	c	14:45:48.266	4:09.938	331	Dougie SHEARER	c	14:50:17.388	4:01.092
105	Darren DUNCAN	c	14:41:45.921	4:17.876	105	Darren DUNCAN	c	14:46:00.158	4:14.237					
101	Robert McCRUM	c	14:41:52.571	4:24.526	331	Dougie SHEARER	c	14:46:16.296	4:21.909					
331	Dougie SHEARER	c	14:41:54.387	4:26.342	101	Robert McCRUM	c	14:46:17.420	4:24.849					
31	Gary MILLER	c	14:41:55.692	4:27.647	31	Gary MILLER	c	14:46:19.665	4:23.973					
72	Gareth KEYS	c	14:42:15.157	4:47.112	72	Gareth KEYS	c	14:46:36.963	4:21.806					
96	Stephen CARR	c	14:42:18.537	4:50.492										

AROUND A POUND TANDRAGEE 100

MOTO 3 & LIGHTWEIGHT SUPERSPORT & FOR Race 5 - Moto3, L/weight S/sport & Forgotten Era LAP CHART

**4**

No	Name	Gp	Time of Day	Lap Time
56	Adam McLEAN	a	14:50:37.091	3:38.955
2	Sam WILSON	a	14:50:39.935	3:33.705
86	Nigel MOORE	a	14:50:56.640	3:42.911
130	Dean STIMPSON	a	14:51:02.193	3:44.284
59	Darryl TWEED	b	14:51:05.954	3:31.388
109	Neil KERNOHAN	a	14:51:09.059	3:44.161
97	Seamus ELLIOTT	b	14:51:30.412	3:40.143
54	Sam JOHNSON	a	14:51:38.027	3:49.628
28	Paul GARTLAND	b	14:51:44.851	3:42.488
164	Steve TOBIN	b	14:51:47.765	3:45.527
33	David HOWARD (S)	b	14:51:48.602	3:47.856
316	Stephen MORRISON	b	14:51:49.317	3:44.410
30	Melissa KENNEDY	a	14:51:50.067	3:51.277
11	Callum LAIDLAW	b	14:51:50.629	3:47.707
7	Sarah BOYES	a	14:51:53.560	3:55.516
77	Mark SHIELS	b	14:52:07.340	3:52.200
171	Dave WALSH	b	14:52:07.589	3:49.394
42	Brian LOUGHLIN	b	14:52:39.595	3:57.922
177	R J WOOLSEY	b	14:53:15.182	3:59.030
83	Andy McALLISTER	c	14:53:25.441	3:55.217
57	Yvonne MONTGOMERY	b	14:53:25.927	4:06.521
91	Des BUTLER	c	14:53:36.855	3:55.539
74	Jamie O'BRIEN	c	14:53:53.873	4:06.747
12	Richard FORD	c	14:54:03.493	4:11.064
40	Michael HOEY	b	14:54:07.997	4:20.277
107	David MURPHY	c	14:54:08.211	4:11.525
60	Stephen BOYES	a	14:54:17.037	4:27.299
331	Dougie SHEARER	c	14:54:18.417	4:01.029

5

No	Name	Gp	Time of Day	Lap Time
56	Adam McLEAN	a	14:54:11.103	3:34.012
2	Sam WILSON	a	14:54:11.413	3:31.478
86	Nigel MOORE	a	14:54:37.286	3:40.646
59	Darryl TWEED	b	14:54:38.254	3:32.300
130	Dean STIMPSON	a	14:54:43.446	3:41.253
109	Neil KERNOHAN	a	14:54:52.508	3:43.449
97	Seamus ELLIOTT	b	14:55:12.528	3:42.116
28	Paul GARTLAND	b	14:55:24.484	3:39.633
164	Steve TOBIN	b	14:55:25.877	3:38.112
54	Sam JOHNSON	a	14:55:29.165	3:51.138
33	David HOWARD (S)	b	14:55:30.955	3:42.353
11	Callum LAIDLAW	b	14:55:39.656	3:49.027
30	Melissa KENNEDY	a	14:55:47.057	3:56.990
7	Sarah BOYES	a	14:55:52.631	3:59.071
171	Dave WALSH	b	14:55:58.032	3:50.443
77	Mark SHIELS	b	14:55:58.755	3:51.415
42	Brian LOUGHLIN	b	14:56:34.937	3:55.342
177	R J WOOLSEY	b	14:57:14.270	3:59.088
57	Yvonne MONTGOMERY	b	14:57:27.573	4:01.646
91	Des BUTLER	c	14:57:32.101	3:55.246
83	Andy McALLISTER	c	14:57:37.117	4:11.676
74	Jamie O'BRIEN	c	14:58:02.399	4:08.526
12	Richard FORD	c	14:58:10.223	4:06.730
107	David MURPHY	c	14:58:10.408	4:02.197
40	Michael HOEY	b	14:58:58.106	4:50.109

ROAD RACE - IRISH MOTO 3 (125GP)

2017

					#1	
Pos	No.	Name	Total	Diff	Gap	R1
1	56	Adam McLEAN	25	0	0	25
2	2	Sam WILSON	20	5	5	20
3	86	Nigel MOORE	16	9	4	16
4	130	Dean STIMPSON	13	12	3	13
5	109	Neil KERNOHAN	11	14	2	11
6	54	Sam JOHNSON	10	15	1	10
7	30	Melissa KENNEDY	9	16	1	9
8	7	Sarah BOYES	8	17	1	8
9	60	Stephen BOYES	7	18	1	7

Event Legend

#1 21/04/2017 AROUND A POUND TANDRAGEE 100

ROAD RACE - IRISH LIGHTWEIGHT SUPERSPORT

2017

					#1	
Pos	No.	Name	Total	Diff	Gap	R1
1	59	Darryl TWEED	25	0	0	25
2	97	Seamus ELLIOTT	20	5	5	20
3	28	Paul GARTLAND	16	9	4	16
4	164	Steve TOBIN	13	12	3	13
5	33	David HOWARD (S)	11	14	2	11
6	11	Callum LAIDLAW	10	15	1	10
7	171	Dave WALSH	9	16	1	9
8	77	Mark SHIELS	8	17	1	8
9	42	Brian LOUGHLIN	7	18	1	7
10	83	Andy McALLISTER	6	19	1	6
11	177	R J WOOLSEY	5	20	1	5
12	107	David MURPHY	4	21	1	4
13	57	Yvonne MONTGOMERY	3	22	1	3
14	40	Michael HOEY	2	23	1	2
15	331	Dougie SHEARER	1	24	1	1

Event Legend

#1 **21/04/2017** AROUND A POUND TANDRAGEE 100

ROAD RACE - ULSTER MOTO 3 (125GP)

2017

					#1	
Pos	No.	Name	Total	Diff	Gap	R1
1	56	Adam McLEAN	25	0	0	25
2	2	Sam WILSON	20	5	5	20
3	86	Nigel MOORE	16	9	4	16
4	130	Dean STIMPSON	13	12	3	13
5	109	Neil KERNOHAN	11	14	2	11
6	54	Sam JOHNSON	10	15	1	10
7	30	Melissa KENNEDY	9	16	1	9
8	7	Sarah BOYES	8	17	1	8
9	60	Stephen BOYES	7	18	1	7

Event Legend

#1 21/04/2017 AROUND A POUND TANDRAGEE 100

ROAD RACE - ULSTER LIGHTWEIGHT SUPERSPORT

2017

					#1	
Pos	No.	Name	Total	Diff	Gap	R1
1	59	Darryl TWEED	25	0	0	25
2	97	Seamus ELLIOTT	20	5	5	20
3	28	Paul GARTLAND	16	9	4	16
4	164	Steve TOBIN	13	12	3	13
5	33	David HOWARD (S)	11	14	2	11
6	11	Callum LAIDLAW	10	15	1	10
7	171	Dave WALSH	9	16	1	9
8	77	Mark SHIELS	8	17	1	8
9	42	Brian LOUGHLIN	7	18	1	7
10	83	Andy McALLISTER	6	19	1	6
11	177	R J WOOLSEY	5	20	1	5
12	107	David MURPHY	4	21	1	4
13	57	Yvonne MONTGOMERY	3	22	1	3
14	40	Michael HOEY	2	23	1	2
15	331	Dougie SHEARER	1	24	1	1

Event Legend

#1 **21/04/2017** AROUND A POUND TANDRAGEE 100